

MAJOR INDOOR SOCCER LEAGUE



1984-85
MEDIA GUIDE

OFFICIAL BALL OF THE MAJOR INDOOR SOCCER LEAGUE



OFFICIAL BALL
MAJOR INDOOR SOCCER LEAGUE
Eae M. Lorman
COMMISSIONER

AMF
Voit

Santa Ana, CA 92704

MISL

TABLE OF CONTENTS



MISL

MAJOR INDOOR SOCCER LEAGUE

One Bala Cynwyd Plaza, Suite 415
Bala Cynwyd, PA 19004
(215) 667-8020
TWX: 510 662 4290

MISL Indoor Soccer—The American Game	2
Earl Foreman—Commissioner	3
MISL Front Office Staff	4
How The MISL Game Is Played	6
MISL Condensed Laws	7
MISL Attendance	8
MISL Regulations	9
Chronological History of MISL	10
MISL Clubs	
Baltimore Blast	12
Chicago Sting	14
Cleveland Force	16
Cosmos	18
Dallas Sidekicks	20
Kansas City Comets	22
Las Vegas Americans	24
Los Angeles Lazers	26
Minnesota Strikers	28
Pittsburgh Spirit	30
San Diego Sockers	32
St. Louis Steamers	34
Tacoma Stars	36
Wichita Wings	38
1984/85 MISL Referees	40
Referee Signals	41
1984/85 Regular Season Schedule	42
MISL All-Time Leaders	45
MISL Award Winners	46
MISL Select Teams	47
MISL Top Performances	48
MISL Coaches	49
MISL All-Star Games	50
1983/84 Final Statistics	52
1984/85 MISL Eastern Division Alignment	54
1984/85 MISL Western Division Alignment	55
1982/83 Final Statistics	56
1981/82 Final Statistics	58
MISL Overtime Games	60
1980/81 Final Statistics	61
1979/80 Final Statistics	62
1978/79 Final Statistics	64
MISL Records/Regular Season	65
MISL Playoff '84	67
MISL Playoff '83	68
MISL Playoff '82	69
MISL Playoff '81	70
MISL Playoff '80	71
MISL Playoff '79	72
MISL Records/Playoffs	73
MISL Player Register	75

Editor: Jeremiah Enright
Associate Editor: Joan Lonergan
Statistician: Timothy P. Williams
PR Intern: Mark Morgan
All team information supplied by MISL Clubs

MISL INDOOR SOCCER—THE AMERICAN GAME

Philadelphia, the cradle of liberty, is also the cradle of something else revolutionary: a sport that made its debut at the Spectrum in Philadelphia in the winter of 1974. The Soviets flew their Red Army soccer team to the City of Brotherly Love to try out something called indoor soccer. Over 13,000 exuberant fans flocked to the Spectrum and witnessed an innovation that was termed a bona fide success.

Among those on hand that evening was Ed Tepper, who along with Earl Foreman, became co-founder of the Major Indoor Soccer League. "At that moment I knew indoor soccer was the right game for the future," says Tepper. "Bringing soccer indoors provides all the right speed and scoring lacking in the outdoor game. They are the ingredients the American fans look for in a sport—and indoor soccer supplied them."

THE MISL IS LAUNCHED

The MISL officially came into existence November 10, 1977. Tepper and Foreman met in New York with executives of nine major arenas throughout the U.S. Playing in first class facilities became one of the priorities of the new league. Owners of each arena assisted in finding qualified applicants for franchises. Each prospective buyer had to pass thorough scrutiny and show financial backing as well as a close willingness to allow the league time to develop. The six original franchises awarded for the 1978-79 season were the Cincinnati Kids, Cleveland Force, Houston Summit, New York Arrows, Pittsburgh Spirit and the Philadelphia Fever. Of the current 14-team MISL only charter members Cleveland and Pittsburgh remain. The twelve franchises since admitted are the Baltimore Blast, Cosmos, Chicago Sting, Minnesota Strikers, St. Louis Steamers, Kansas City Comets, Wichita Wings, Dallas Sidekicks, Las Vegas Americans, San Diego Sockers, Los Angelesazers and the Tacoma Stars.

THE INDOOR GAME

Indoor soccer, the game of the 80's, presents high powered, fast-paced action. Even better, since it is played in an enclosed arena, the fans can almost reach out and touch the players, feel their power and grace. Played on a plush green artificial surface, with a highly visible rocket red colored ball, MISL action was created with the spectator in mind. Indoor soccer is always full of excitement. Teams average a shot on goal a minute at the 6'-6 high 12' wide goal. The game is played six aside, including the constantly busy goalkeeper. There's free substitution, just like most other sports. They play four 15-minute quarters and if nothing is settled at that point, sudden death overtime.

Time-penalties are another intriguing aspect of the game. They can be assessed against a team for rule violations ranging from violent conduct to deliberate delay of the game. The penalized team plays a man short for at least two minutes, unless a goal is scored by the team having the powerplay.

As for the skills involved in playing indoor soccer, they're multitudinous. Players may use their head or feet. They also have the unique option of playing the ball on a carom off the dashboards or plexiglass, which adds even more excitement to the game. An intelligent player knows how to use the boards to set up his teammates for high percentage scoring opportunities. On the other hand, having that extra "man" to worry about, the boards are a goalkeeper's nightmare.

THE SEASON

The 1984-85 48-game regular season schedule will be the most competitive in MISL history. The 14-team league is stocked with many of the most skilled players in the world. The Dallas Sidekicks, one of the MISL's newest entries, will make their debut in Dallas' Reunion Arena on November 2 against another newcomer, the Las Vegas Americans. The Americans, relocated from Memphis during the offseason, will play their games in the recently-constructed Thomas and Mack Center.


On August 30, 1984 the MISL admitted four other franchises (Minnesota Strikers, San Diego Sockers, Cosmos, Chicago Sting) expanding the league to 14 teams, the most in the league's six-year history.

The two division alignment, East and West, will remain with each team facing their intradivisional rivals on four occasions. Each team will play four of their seven interdivisional opponents three times and the remaining three four times.

The post-season Playoff '85 format will allow ten teams to participate and could eventually match two teams from the same division in the Championship Series. The ten playoff candidates will consist of each divisions top three finishers and the next four "wild card" teams with the best records, irrespective of division. The "wild cards" will meet in a best-of-three series. The Quarterfinal and Semifinal Series will be best-of-five, Championship '85 will be a best-of-seven series.

MISSILE Magazine, the official publication of the Major Indoor Soccer League, will once again be available at all 336 MISL games and will be published in twelve editions this season. Special editions will be printed for the All-Star Classic and the playoffs. The MISSILE format will continue to offer exciting feature articles and several new departments including a Puzzle Page for youngsters and inside looks at each team's Director, Coach and home city.

Back once again as major sponsors are Budweiser who annually honors the MVP of the regular season, All-Star Game and playoffs. AMF Voit will again produce, distribute and market the official MISL Rocket Red Ball.



THE FUTURE

Since Day One the MISL has gone constantly in one direction: forward. And it's not about to stop yet. With attendance increasing every year, MISL indoor soccer is a hot ticket for the true sports fan. Last year 51 games were sold out, with crowds of 10,000 or better coming out to 121 of the 317 season games with an average of 8,868. With the league boasting franchises from coast to coast and the interest of young American soccer fans increasing, with more and more smart businessmen investing their money in the fastest growing game around, indoor soccer and the MISL seem destined for more great days ahead.

EARL M. FOREMAN

COMMISSIONER

Earl Foreman saw the future. He realized some years ago that the game of soccer, as played 'round the globe, was lacking the excitement and action that the American public had come to expect from their favorite pastime: watching a great sporting event.

Earl Foreman changed the future. With extensive experience in sports management and with revolutionary insight, he designed and built the Major Indoor Soccer League and shaped the game of indoor soccer into an American sporting event. Combining the attributes of sport and entertainment, Foreman, the MISL's first and only Commissioner, has directed the success of indoor soccer from what was essentially an eastern regional league with six charter members in 1978 to the present coast-to-coast network of 14 franchises in every major U.S. market.

One of sports journalism's most incisive minds, that of Sports Illustrated's Frank DeFord, considers Earl Foreman "the most capable Commissioner in professional sports." What gives a man like Earl Foreman the versatility needed to dissect the problems of modern day pro sports and to deliver solid solutions to wide-ranging, seemingly impossible questions? What capabilities did author DeFord see in Earl Foreman that have enabled him to prevent a labor dispute by negotiating an equitable contract with the MISL Players Association or to structure national marketing and publicity programs or to develop regional and national television packages that would enhance the marketability of and public attraction to the MISL?

It's a versatility and capability gathered from years of background experience in pro sports' ownership and management. It's a versatility and capability based on the qualities that come easily to Earl Foreman: positive attitude and hard work.

A graduate of the 1950 University of Maryland law school, Foreman served as a practicing attorney for 11 years, specializing in real estate law. Then seeking a new challenge Foreman plunged headfirst into sports. In the next dozen years he became integrally involved as franchise owner in professional football (Philadelphia Eagles), basketball (Baltimore Bullets and Virginia Squires, featuring Julius Erving) and soccer (Washington Whips).

Earl Foreman can now look back. Six seasons of growth and over 11 million fans later the MISL has not only increased its yearly attendance to the current level of nearly 3 million, but it has also captured the attention of the most demanding fans in the world. Earl Foreman has given the MISL what it needed: leadership. The MISL has given America what it demanded: a great sporting event.

It's here to stay.

Commissioner Earl Foreman applauds the admission of the Chicago Sting, Cosmos, Minnesota Strikers and the San Diego Sockers to the MISL at New York press conference, 8/30/84.



MISL STAFF

Earl M. Foreman, Commissioner
Herbert P. Silva, Director of Officials
James Budish, Director of Operations
Jeremiah Enright, Director of Media/Public Relations
Joan Lonergan, Asst. Director of Media/Public Relations
Belinda L. Brown, Controller
Lynne Atkinson, Executive Secretary to the Commissioner
Dolores Kraus, Referee Administrator
Ruthanne McNamara, Asst. Registrar/Sec. to Dir. of Operations
The Hagen Group, MISSILE Magazine
Alexander Grant & Company, Accountants
Spengler, Carlson, Gubar, et al., General Counsel

BOARD OF DIRECTORS

Baltimore	Nathan Scherr
Chicago	Lee B. Stern
Cleveland	Bert L. Wolstein
Cosmos	Giorgio Chinaglia
Dallas	Donald Carter
Kansas City	David A. Schoenstadt, M.D.
Las Vegas	William Morris
Los Angeles	Johnny Buss
Minnesota	Elizabeth L. Robbie
Pittsburgh	Edward J. DeBartolo/J. Paul Martha
St. Louis	Thomas Bowers
San Diego	Robert W. Bell
Tacoma	John Best
Wichita	Bill Kentling

JAMES BUDISH

DIRECTOR OF OPERATIONS


There is no off-season for Director of MISL Operations James Budish. Professional indoor soccer is a year-round avocation for the four-year veteran of the League front office and his knowledge of professional sports management is evidenced in the efficient daily business operations of the MISL fourteen-team national headquarters.

Besides reviewing and registering all player contracts and administering individual team rosters, Budish develops both the regular season and playoff schedules and coordinates the MISL College Player Draft held each December. A troubleshooter by nature, he serves as MISL liaison to the U.S. Department of Labor, the MISL Players' Association (players union) and the United States Soccer Federation (USSF), the governing body of indoor soccer in this country.

His responsibilities also require the constant maintenance, not to mention interpretation, of the League's Regulations and Operations Manual.

A member of the MISL Competition Committee which oversees as well as suggests amendments and changes to the Rules of the Game, James was instrumental in editing the USSF Official Indoor Rules during pre-season 1984. His involvement with the MISL Referee Program, specifically in assisting the Director of Officials in the assignment and assessment of game officials, has increased this season. He will continue to be a reference point and source for information regarding everything in the MISL sphere from contracts to carpets.

A graduate of Colgate University with a Bachelor of Arts degree, the 27-year old Budish could quite easily have been the subject of the expression, "If you want something done quickly and correctly, give it to a busy man."



HERBERT P. SILVA

DIRECTOR OF OFFICIALS


Integrity. Intensity. Improvement. The stated goals of Herb Silva, MISL Director of Officials.

"Communication coupled with thorough instruction and training is the key to a successful referee program," says Silva. Five years of field experience with the MISL and an original full-time referee since the full-time program was implemented in 1981, give Silva the background to tackle the task of steering the League's Referee Program in the right direction. "There is no minor league for an indoor soccer referee to learn and apply his trade so I have instituted a year-round learning process employing aids which will include video tapes and on-field seminars to assure that our officials are prepared for all situations," added Silva.

An attack helicopter pilot with the United States Marine Corps in the Republic of Vietnam in the late 60's, Silva serves on the MISL Competition Committee and the United States Soccer Federation (USSF) Referees Committee.

During preseason '84, Silva rewrote and restructured the Indoor Rules of the Game and also developed his plans to implement an assessment program for MISL officials, the result of which will stress the continued improvement of League officiating.

A graduate of Southern Illinois University-Edwardsville, Silva received his Doctor of Medical Dentistry (DMD) degree in 1977 and currently resides in Chesterfield, Missouri with his wife Ann and their four children, Pamela, Jonathan, Nicholas and Michael.



BELINDA L. BROWN

CONTROLLER

Belinda, a native Pennsylvanian, holds the position of controller with the Major Indoor Soccer League.

Enlisted in the United States Marine Corps for three years, Belinda attained the rank of Sergeant as an Air Control Tower Operator. She brings to the MISL a 25 year background in office management, bookkeeping and secretarial skills. Belinda holds a Pennsylvania Real Estate License and has completed a Micro computer course at the Maxwell Computer Institute. She is active in many local civic and womens groups.

Belinda and her husband, Don, have six children and three grandchildren and reside in Audubon, Pennsylvania.



JEREMIAH ENRIGHT

DIRECTOR OF MEDIA/PUBLIC RELATIONS

Developing relationships with local media and convincing the sports fans of nearby communities that a drive to the home arena would become a regular pastime was the pursuit, at the MISL club level for the past two years, of Jeremiah Enright, MISL Director of Media and Public Relations.

"There's no doubt that understanding the PR problems in individual league cities will be easier after my experience," says Enright, "but my job has become national publicity for the MISL, showing the entire country that indoor soccer is major league."

New to the East after residing in Arizona for the past 14 seasons, he has directed both sales and public relations efforts in Phoenix since graduating with a journalism degree from Arizona State University. Emphasizing broadcast journalism, Enright became the play-by-play radio and television voice for the Inferno during their third season and quickly moved into sales and media relations while continuing to produce the team's broadcasts and direct the public relations department.

"After more than three years in the league, I know that this is the game to capture the sports sense of the American public. It's nothing but action, the fans don't need chairs, they never sit down," Enright adds. "The team's are stocked with many of the most skilled players in the world. They are located in every major U.S. market and the markets not included want to be. I can't think of a better situation for the MISL or a more exciting and earnest challenge for myself," Enright feels.

Computerizing the league is a main concern of Enright's as well. "We can increase the daily business and organizational capacity at the league and team level. Less paperwork puts more people on the street selling the sport. The MISL is the best game both on and off the field."



JOAN M. LONERGAN

ASSISTANT DIRECTOR OF MEDIA/PUBLIC RELATIONS

As Assistant Director of Media/Public Relations, Joan's primary responsibility is liaison between the Major Indoor Soccer League front office and the fourteen team's public relations directors. In addition she fulfills a myriad of national media inquiries besides coordinating the MISL Minimum Standards for Media Relations, coordinating all league statistics, offensive and defensive players of the week, league awards, MISL Scoreboard, All-Star Classic and Championship Series '85.

She comes to the MISL after a 1-1/2 year tenure with the San Diego Sockers. Prior to that she spent 4 years as Operations Manager for the NFL San Diego *Chargers Football Weekly* and the *San Diego Sports Digest*.

A native of Long Island, New York, Joan now resides in Philadelphia, Pennsylvania.



Lynne Atkinson
Executive
Secretary to
the Commissioner

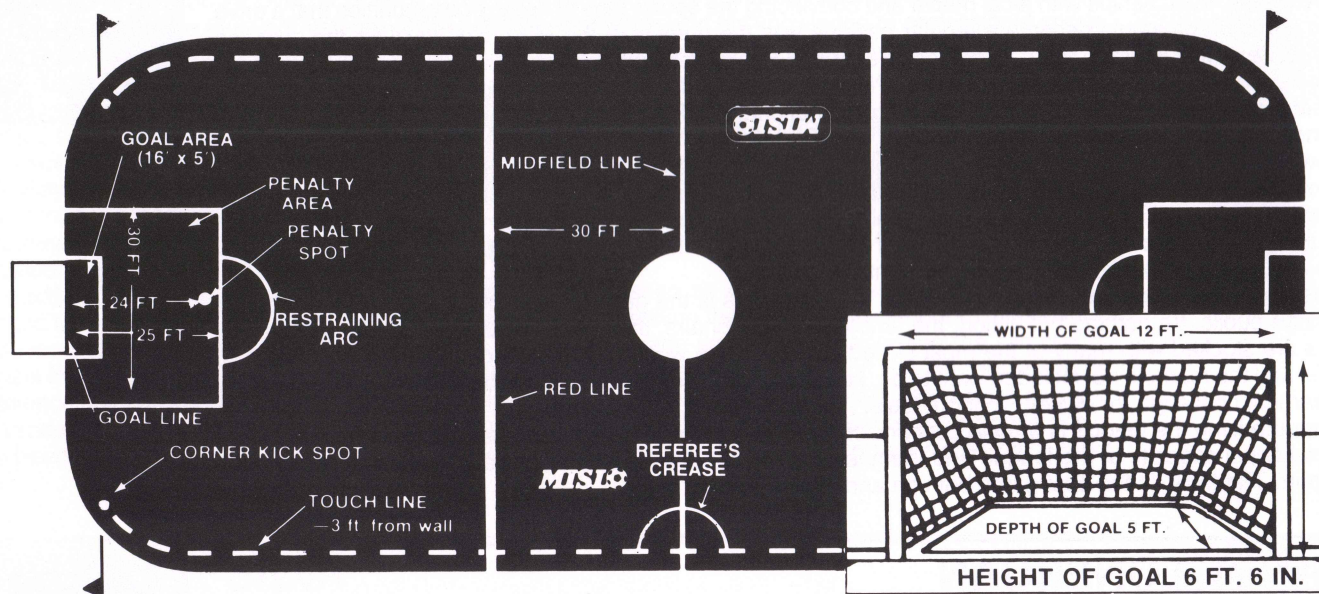


Dolores Kraus
Referee
Administrator



Ruthanne McNamara
Asst. Registrar/
Sec. to Director
of Operations

HOW THE MISL GAME IS PLAYED



The **FIELD** is approximately 200 feet long and 85 feet wide and is artificial MSL Turf. Dasher boards, topped by plexiglass, surround the field. Players' benches and penalty box are behind the dasher boards at mid-field.

The **BALL** is the standard leather ball, 27-28 inches in circumference, weighing 14-16 ounces and is colored MSL Rocket Red.

The **GOAL** is 6-feet, 6-inches high and 12-feet wide and is set into the boards at both ends of the field.

THE PLAYERS AND OFFICIALS

A **GOALKEEPER** and **FIVE FIELD PLAYERS** for each team are usually on the field together.

FREE SUBSTITUTION—players change while the flow of the game continues. Any number of substitutions may be made during a game.

POWER PLAYS—A team will play one (or two) men short if the referee cites a player for a serious foul or if a player is guilty of delay of game or ungentlemanly conduct or when a penalty kick is awarded. (More information under Basic Rules.)

ACTIVE ROSTER will include 20 players, 16 of which may dress for a game.

A three-man **OFFICIATING** system will again be utilized in the 1984-85 regular season. The system will place the Senior Referee and Referee on the field of play with the Assistant Referee off the field of play.

THE BASIC RULES

The **GAME** is played in four 15-minute quarters. There is a three-minute interval between the first-and-second and third-and-fourth quarters and a 15-minute halftime. The clock stops when a goal is scored, the ball leaves the playing area, a penalty kick, penalty call, red line violation, an official timeout, or with any whistle by the referee. The clock restarts with the official's hand signal and the playing of the ball.

The visiting team will have possession for kickoffs in the first and third quarters; the home team in the second and fourth.

Play restarts (after the ball leaves the playing area) with a kick-in at the touch line where the ball left the field area.

Each team is allowed one time-out per half. However, if a team shall not have used its second half time-out, such team shall be allowed a single one-minute time-out in the overtime period.

GOALS are scored when the entire ball crosses the goal line.

PENALTIES are called and time served in the penalty box for serious fouls, delay of game, ungentlemanly conduct (two minute penalties) and violent conduct (five minutes and ejection). The penalty call will not be made and play stopped until the guilty team gains possession of the ball or play otherwise is over.

Minor Infractions are penalized by an Indirect Kick. The ball must be touched by another player other than the kicker before entering the goal.

Major Infractions are penalized by a Direct Kick and—depending on how serious the foul—time in the penalty box. A goal can be scored from a direct kick. Two-minute penalties are also called if 1) a player deliberately puts the ball over the perimeter wall and out of play; 2) too many men are on the field; 3) defending players line up closer than 10 feet for direct or indirect kicks and encroachment is called; 4) if players take longer than five (5) seconds to take a free kick after having been signaled to do so by the referee.

A **Penalty Kick** is awarded to a team when a defender **INTENTIONALLY** commits a major offense against an attacker in the penalty area (25' x 30'). The penalty kick is taken from the penalty spot (24' directly in front of goal). All players except the designated kicker and goalkeeper must stay outside the penalty area and the restraining arc.

RED LINE VIOLATION is called when a forward pass crosses both red lines (60 feet apart at mid-field) in the air without being touched by another player. Change of possession and an indirect kick from the first crossed red line restarts play.

CORNER KICKS are taken if ball leaves playing area between the two flags on the goal line having been last touched by the defending team.

MISL CONDENSED LAWS

From The Official Indoor Soccer Rules, United States Soccer Federation

LAW 1—Field of Play: Approx.: 200 ft. long by 85 ft. wide
Perimeter wall: 3 ft. 6 in. to 4 ft. 6 in. high, fully enclosing area topped by plexiglass

Goal: 6 ft. 6 in. high by 12 ft. wide

Goal area: 16 ft. wide by 5 ft. from the goal line

Penalty area: 30 ft. wide by 25 ft. from the goal line

Corner spot: 9-in. diameter

Center spot: 9-in. diameter

Center circle: 10-ft. radius

Red lines: 30 ft. from center line across field width, each half

Markings: Minimum 3 in., maximum 5 in. wide

Center line: Indicated by a white line across field

Touch line: Broken line from corner spot to corner spot on both sides of the field at a distance of 3 ft. from the perimeter wall.

LAW 2—The Ball: Special MISL Rocket Red; circumference (27-28 in.) and weight (14-16 oz.) same as in outdoor soccer.

LAW 3—Number of Players: Maximum of 16 may dress; Maximum of 6 per team on field at any time and minimum of 4; Time penalty is delayed if it would reduce a team below 4; Substitutions may occur on an unlimited basis and "on the fly" provided a player leaving the field arrives at the touchline at his bench before his replacement enters the field. Play will be held up to allow substitutions after a stoppage for a goal, time penalty, injury or after the ball has left the field. During "guaranteed substitutions" teams shall be allowed thirty (30) seconds to complete all player substitutions.

LAW 4—Player Equipment: Consists of a shirt, shorts, socks, and flat-soled or indoor shoes except that goalkeeper must wear long pants. Goalkeeper must wear colors which will distinguish him from all other players and referee.

LAW 5—Referees: Three referees—Senior Referee and Referee on the field, responsible for control of the game; an Assistant Referee stationed at the timekeeper's bench to call three-line and substitution violations.

LAW 6—Other Game Officials: Timekeepers operate the time and scoreboard details and the time penalties under the referee's jurisdiction. One attendant in each penalty box. Goal Judges indicate whether the whole ball has crossed the goal line for a goal.

LAW 7—Duration of the Game: Four quarters of 15 minutes each, with one 15-minute halftime interval and two 3-minute quarter intervals. The clock stops on every referee's whistle and starts upon a signal. Each team is allowed 1 time-out per half. If the game ends in a tie, sudden death play begins at the flip of a coin and proceeds to the maximum of one 15-minute quarter. If no one scores, a MISL shootout will decide the winner.

LAW 8—Start of Play: The visiting team has first possession in the first and third quarter; the home team in the second and fourth quarter. The home team has decided in advance the direction to attack in the first quarter. Teams change direction at each quarter interval.

LAW 9—Ball in and out of Play: The ball is out of play when it passes over the perimeter wall, when a goal is scored, or when the referee stops play. The ball is in play at all other times, even if it rebounds from the referee, perimeter wall, goalpost, surrounding plexiglass, etc.

LAW 10—Method of Scoring: A goal is scored when the whole of the ball passes completely over the goal line, providing no infraction has been committed by the attacking team.

LAW 11—Red Line Violation: The outdoor offside rule does not apply to indoor soccer; instead, there are red line violations. It is a violation if the ball is passed forward by any member of the attacking team so that it passes over two red lines in the air without being touched by any other player (of either team). If this happens, the referee will award an indirect free kick to the opposing team, to be taken at the point where the ball crossed the red line nearest to the goal being defended by the player committing the violation.

LAW 12—Fouls and Misconduct: A player who intentionally kicks, trips, strikes, boards, jumps at, pushes, holds, violently charges, or charges in the back of an opponent, or who intentionally handles the ball (except the goalkeeper), shall be penalized by a direct free kick. Any one of these offenses committed in the penalty area by a defender will result in a penalty kick for the offensive team and a two-minute penalty to the offender. Any of these offenses judged to be very serious by the referee

regardless of their location shall be penalized by a two-minute penalty against the offender. A player guilty of a second penal offense in any game shall receive a caution. The third such penalty shall result in a mandatory ejection. A player guilty of intentionally causing the ball to leave the field of play or the indirect offenses of obstruction, dangerous play, legal charging not in playing distance can also be awarded a two minute penalty. However, this is not a penal offense.

If a player or coach is guilty of misconduct, ungentlemanly conduct, or conduct likely to bring the game into disrepute, he (or a selected player if the misconduct is by a coach) shall serve a two-minute time penalty and may be issued a caution (yellow card).

If a player is guilty of violent conduct (or serious foul play) he shall be ejected (red card) permanently and must retire to the dressing room. He may be replaced by a substitute but the substitute must go into the penalty box and serve a five-minute penalty before entering the game. Players will be released after one goal in cases of ejection for an accumulation of yellow cards or third penal or indirect offense.

Goalkeeping Restrictions: If the goalkeeper delays action by failing to distribute the ball to another player or play the ball outside the penalty area within five seconds of having received the ball; if a defender passes back to the goalkeeper from another zone and the goalkeeper plays the ball with his hands; if the goalkeeper handles the ball, after putting it down to be played, prior to the ball being touched by an opponent, an indirect free kick will result.

Penalty Against Goalkeeper: When a two-minute penalty is awarded against a goalkeeper, it shall be served by another field player.

Power Play Return: If one team is reduced by penalties to fewer players on the field than its opponents and the team having more players scores a goal, then the player who has served the most of his penalty time can return to the game. Only one penalized player may return on each goal.

Shootout Attempt: The referee may award a shootout attempt if, in his opinion, a player on the defending team intentionally commits a penal offense in his team's defensive third of the field and outside of the penalty area which prevented an attacking player from a reasonable goal scoring opportunity.

Delaying Restart of Play: The referee shall award a blue card of un-sportsmanlike conduct and a two-minute penalty to a player, who, in the opinion of the referee, engages in tactics which delay the restart of the game.

LAW 13—Free Kicks: Classified into two categories—direct from which a goal can be scored directly against the offending team, and indirect, from which a goal cannot be scored unless the ball has been touched by a second player before entering the goal. A team will have five seconds to take a free kick once signaled to do so by the Referee.

LAW 14—Penalty Kicks: Awarded for offenses committed by defenders against an attacker in the penalty area. The kick is taken from the penalty spot (24 feet from goal line) by any player on the offended team. The goalkeeper must stand on the goal line and between the posts. All players except the kicker and goalkeeper must be outside the penalty area. The ball is in play as soon as it is kicked forward one-half rotation.

LAW 15—Kick In: In place of the throw as used in outdoor soccer, the ball is put back into play with an indirect free kick, with the ball being placed on the touchline at the point nearest where it went out of play.

LAW 16—Goal Kick: When the ball completely crosses over the perimeter wall at the goal line between the two corner flags after being last touched by a player from the attacking team, it is put back into play by a kick from the goal area by the defending team.

LAW 17—Corner Kick: When the ball completely crosses over the perimeter wall at the goal line between the two corner flags after being last touched by a player from the defending team, it is put back into play by a kick from the corner spot on the side of the field the ball had left. The corner kick is a direct free kick for the attacking team.

EXPERIMENTAL LAW CHANGES FOR 1984-85 PRE-SEASON:

Cumulative foul count: Upon the accumulation of a club's sixth (6th) non-time penalty foul during any quarter or the overtime period, the referee shall award a two-minute bench penalty against the offending team for persistent infringement of the law. Not more than one such time penalty can be awarded to a club for an accumulation of fouls in any single quarter or the overtime period.

MISL ATTENDANCE

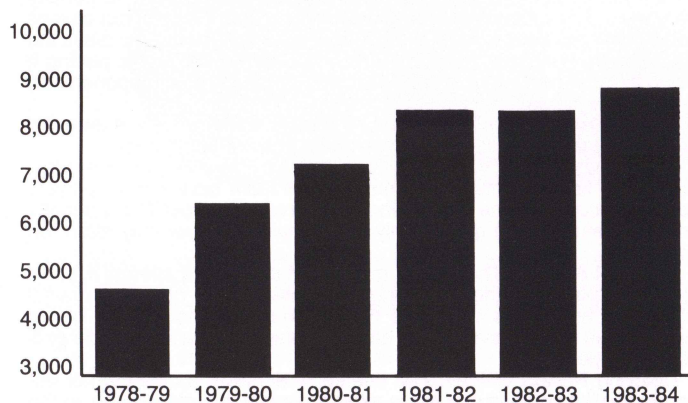
YEAR-BY-YEAR

Season	Dates	Attendance	Per Game Average	Pct. of Capacity	Sellouts	Over 10,000 Crowds
1983-84	317	2,811,255	8,868	59%	51	121 (38%)‡
1982-83	361	2,932,466	8,123	56%	38	105 (29%)
1981-82	308	2,511,557	8,154	55%	19	81 (26%)
1980-81	254	1,805,943	7,110	49%	10	54 (21%)
1979-80	168	1,025,171	6,102	42%	3	28 (17%)
1978-79	76	338,419	4,453	28%	1	4 (5%)

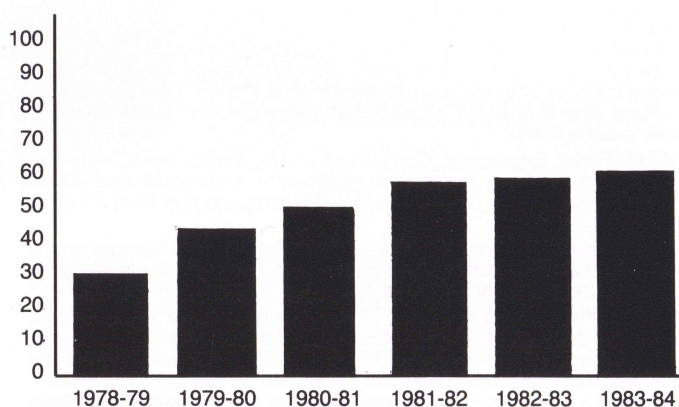
Includes Playoff & All-Star Dates

‡Percent of Dates

AVERAGE PER GAME



PERCENTAGE OF CAPACITY



MISL REGULATIONS

Below is a list of quick facts and definitions concerning regulations that govern the players and games of the MISL for the 1984/85 season.

ROSTERS

- Clubs must have 20 players under contract at all times, including playoffs.
- No new players can be added to a Club's Active List after the Freeze Date.
- All players must be listed on one of the five lists below.

FREEZE DATE

- 12:01 A.M. (EST) Tuesday, March 12, 1985.

ACTIVE LIST

- Players eligible to play in MISL games. 16 players dress for games; minimum of 14 on road.
- This list must contain 16-20 players from roster.
- Additions to Active List must be made by 2:00 P.M. the day of a week-day game, by 2:00 P.M. Friday preceding a Saturday afternoon game and by 1:00 P.M. Saturday for Saturday evening and Sunday games.
- No additions to Active List can be made after the Freeze Date with the exception of a player coming off one of the four special lists below or if a goalkeeper is disabled.

SUSPENDED LIST

- Player suspended by either his Club or MISL Commissioner is ineligible to play or receive compensation.
- If suspended by the Club, the player is not counted on the Active List.
- If suspended by the Commissioner, he is counted on the Active List and on the Roster.

DISABLED LIST

- A player unable to play because of illness or injury.
- A player cannot be removed from the Disabled List until his Club has played at least five games after listing and the Commissioner has been provided with written verification from a physician that at the time the player was placed on the Disabled List he was unable to play for his Club due to injury or illness.

MILITARY LIST

- A player who enters active military in the Armed Forces of any country may not play in any MISL games, and is not counted on the Active List or Roster.

VOLUNTARILY RETIRED LIST

- A player who desires to retire from professional soccer and applies to his Club and MISL Commissioner.
- A Voluntarily Retired player may desire to play again and must make written application to the Club entitled to his services and the Commissioner.
- A player can not be reinstated until the next regular season following the season in which he was so listed.
- A player Voluntarily Retired listed is not counted on the Active List.

GAME DISPUTES

- All disputes concerning the playing of a MISL game are under the jurisdiction of the Commissioner.
- Game protests must be lodged with the Commissioner within 48 hours and a \$500 deposit must be received within 48 hours thereafter.

CITIZENSHIP REQUIREMENTS

- Each Club must have under contract during the 1984-85 season not less than 13 players who are either citizens of the U.S., Canadian citizens who played in the league (79-80 or 80-81) or holders of U.S. "Green Cards" (permanent residents).

WAIVERS

- Before terminating a player's contract or assigning it outside the MISL, a Club must first request and obtain waivers from all MISL Clubs.
- Clubs have 72 hours to claim a player on waivers.
- If claimed, the player is then assigned to the claiming Club for \$100 (if for the purpose of termination) or a matching offer (if for the purpose of assignment out of the MISL).
- If there are no claims and the purpose was for termination, then the contract is terminated at the end of the 72 hours.
- If there are no claims and the purpose was for assignment outside the MISL, then the requesting Club may assign the contract.
- Waivers requested for the purpose of termination may not be recalled.
- Waivers for purpose of assignment outside of MISL may be recalled within 24 hours after claim. When a request is withdrawn another request for waivers on that player may not be made until 30 days after original claiming period, unless the second request is for the purpose of termination.

MULTIPLE WAIVER CLAIM

- If a player is claimed by more than one Club the contract will be awarded to the Club lowest in the standings. If tied in the standings, the contract will be awarded by a flip-of-the-coin.

TIE-BREAKING PROCEDURES

- If teams have identical final regular season win-loss percentages, the tie will be broken by:
 1. The team who won the season series between tied teams;
 2. Goal differential in games played between the two teams.
 3. Best record of team against teams of the same division.

CAUTIONS AND EJECTIONS

- A player is cautioned (yellow card) if he persistently infringes on the laws, shows dissent toward the referee or is guilty of ungentlemanly conduct. A player is ejected if he receives two yellow cards in a game, or persists in misconduct after a caution.
- A player receives a red card and is ejected for violent conduct, serious foul play, and foul or abusive language and his substitute remains in the penalty box for the full 5 minutes.
- A player guilty of a second time penalty for an indirect or penal offense in a match receives a caution (yellow card). A third such offense results in an ejection (red card) and 5 minute penalty. However, the substitute only serves the penalty until a goal is scored or 5 minutes has elapsed.
- For being assessed a yellow card the player shall be fined \$50; \$75 for the second of the season; \$150 and a one-game suspension for the fifth yellow card and each thereafter.
- A player will be fined \$100 upon receiving his first red card. A player will be fined \$200 and suspended one game upon receiving his second red card and each one thereafter.

ACCUMULATED TIME-PENALTIES

- Players guilty of accumulated time-penalties shall be suspended from their next regular season game following the game in which they received their 20th, 30th, 40th, 50th, etc. minute in time-penalties. Not more than one player per Club shall be suspended for such an accumulation of time-penalties in any one game.

CHRONOLOGICAL HISTORY OF MISL

1978—THE MISL BLASTS OFF

- SEPT. 30**—Six original charter memberships granted by MISL co-founders Earl Foreman and Ed Tepper to Philadelphia, Pittsburgh, Cleveland, Houston, Cincinnati and New York
- NOV. 14**—First MISL College Player Allocation Draft
- NOV. 16**—Shep Messing first player signed to MISL contract with N.Y.
- DEC. 13**—Buffalo granted membership to play in 1979-80 season
- DEC. 22**—First MISL game played: Cincinnati Kids vs. New York Arrows at Nassau Coliseum; 6 teams play 24-match schedule
- The Arrows defeated the Kids, 7-2, before 10,386 curious and excited fans
 - Pete Rose, baseball superstar and part-owner of the Kids, kicked out the first MISL Rocket Red ball to start the game.
 - Jim Pollihan scored the first goal in League history at 2:10 of the second quarter on an assist from Luis Alberto
 - Buzz Demling was assessed the first penalty when Referee-in-Chief Dr. Joe Machnik whistled the Cincinnati defender for tripping at 7:44 of the first quarter. New York did not score on the Power-play
 - Steve Zungul, later the first man in MISL history to score 100 goals, tallied four goals and was named Star of the Game
 - Shep Messing, the first player signed to a MISL contract, faced 78 shots and saved 28 in earning the win for the Arrows, the eventual MISL champions
- DEC. 26**—Houston Summit Soccer opens at Houston with 10-3 victory over Cleveland Force
- DEC. 27**—Cincinnati Kids open at Riverfront Coliseum with 6-5 overtime victory vs. Philadelphia Fever
- DEC. 28**—Pittsburgh Spirit open at Civic Arena with 6-3 loss to N.Y.
- DEC. 30**—Philadelphia Fever open before a sell-out crowd of 16,529 at The Spectrum with a 7-5 victory over Pittsburgh
- JAN. 6**—Cleveland Force open at Richfield Coliseum with 7-6 overtime victory vs. Pittsburgh
- JAN. 7**—Gene Geimer scores 7 goals for Cincinnati as Houston suffers first defeat after 5 season opening wins
- FEB. 2**—Moscow/Spartak tour of all MISL cities opens in Pittsburgh
- FEB. 5**—Houston hands Moscow/Spartak only defeat of MISL tour
- MAR. 18**—First regular season ends with Houston in first place
- MAR. 20**—First MISL All-Star team announced, and Steve Zungul named first MISL Most Valuable Player
- MAR. 23**—Houston's Timo Liekoski named first Coach of the Year
- MAR. 25**—New York Arrows capture first MISL title in two-game series with Philadelphia Fever; Shep Messing Playoff MVP
- APR. 24**—Hartford granted membership for 1979-80 season
- JUNE 7**—MISL announces cable television package with Madison Square Garden Sports Cable Network
- JULY 13**—St. Louis granted membership for 1979-80 season
- AUG. 21**—Wichita granted membership for 1979-80 season
- SEPT. 12**—Detroit granted membership; TAT Communications partners Norman Lear and Jerry Perenchio named owners
- OCT. 8**—MISL Players Assoc. formed, headed by Ed Garvey, John Kerr
- NOV. 5**—Phoenix granted membership in MISL for 1980-81 season
- NOV. 12**—Second MISL College Draft held in Philadelphia

1979-80 SEASON

- NOV. 24**—Second MISL season opens in Philadelphia; ten MISL teams to play 32-game schedule
- NOV. 30**—Wichita Wings open at Kansas Coliseum with 6-4 loss to New York
- DEC. 7**—Buffalo Stallions open a week late (delayed by snow) and tops Philadelphia 9-5, before 11,028 at The Aud

- MSG Sports cablecasts 1st MISL Game-of-the-Week into 5 million homes in 48 states
- DEC. 8**—Hartford Hellions open at New Haven Coliseum with loss to Buffalo
- DEC. 14**—St. Louis Steamers open at Checkerdome before MISL record sellout crowd of 18,005, but lose to Hartford 5-4
- Detroit Lightning open at Cobo Hall with 10-9 loss to Buffalo
- FEB. 10**—Steve Zungul first player to score 100 career goals
- FEB. 27**—First MISL All-Star Game played before crowd of 16,892 at St. Louis Checkerdome; Central Division All-Stars upset Atlantic All-Stars as Pat Ercoli wins MVP
- Denver granted membership in MISL for 1980-81 season
- MAR. 9**—MISL's second regular season ends; NY and Houston division winners
- MAR. 24**—New York Arrows capture second MISL Championship; Steve Zungul MVP; MISL surpasses 1 million attendance
- Pittsburgh's Len Bilous and St. Louis' Pat McBride voted co-MISL Coach-of-the-Year
 - Buffalo defender Jim Sinclair voted Rookie-of-the-Year
- MAY 1**—Houston franchise relocated to Baltimore; named Blast
- MAY 5**—Wichita Wings sold to Frank Carney of Pizza Hut
- MAY 28**—Detroit franchise relocated to San Francisco; named Fog
- AUG. 18**—Chicago granted membership; named Horizons
- AUG. 28**—Pittsburgh franchise granted 1-year leave of absence
- SEPT. 5**—Joe Garagiola, Stan Musial, and Ben Kerner assume ownership control of St. Louis Steamers
- SEPT. 29**—USA Network announces new two-year TV contract with MISL
- OCT. 27**—Third MISL College Player Draft held in Philadelphia

1980-81 SEASON

- NOV. 7**—Third MISL season opens in Buffalo; 12 teams in 3 divisions play 40-game 1980-81 schedule
- NOV. 19**—Denver Avalanche open at McNichols Arena with 4-3 OT win over S.F. before 11,662 Rocky Mtn. fans
- NOV. 21**—Phoenix Inferno play 1st game in Memorial Coliseum, disappointing 11,098 new fans with a 6-5 OT loss to San Francisco
- Chicago Horizons lose home opener to N.Y., in OT in Rosemont Horizon
- NOV. 22**—San Francisco opens at Cow Palace with 5-3 win over Phoenix
- NOV. 29**—Baltimore Blast excite a sellout crowd of 10,400 at the Civic Arena with a 10-7 win over Philadelphia:
- JAN. 30**—New York wins record 19th straight game (lost Feb. 1 vs. St. L.)
- FEB. 11**—2nd MISL All-Star Game played at Madison Square Garden before crowd of 13,170; Western Stars upset Eastern Stars as Adrian Brooks wins MVP Award
- FEB. 20**—Largest crowd in MISL history—19,298—see St. Louis top Denver at Checkerdome, 6-3
- MAR. 8**—Third regular season MISL ends with N.Y., St. Louis, and Wichita division winners
- MAR. 27**—Historic MISL Semifinal Doubleheader in St. Louis; N.Y. tops Baltimore, St. Louis comes back to top Wichita in overtime shootout before 16,236
- MAR. 29**—New York captures third MISL Championship when Playoff MVP Steve Zungul breaks tie game with goal in final 30 seconds against St. Louis before 17,206 in Checkerdome
- MAR. 30**—New York Arrow forward Steve Zungul voted MISL MVP for regular season

(continued)

CHRONOLOGICAL HISTORY OF MISL

- New York's Don Popovic voted MISL Coach-of-the-Year
- St. Louis forward Don Ebert voted MISL Rookie-of-the-Year

MAY 5—Kansas City franchise announced; relocated from S.F.

JUNE 2—Memphis franchise announced; relocated from Hartford

JUNE 10—Pittsburgh Spirit franchise reinstated under ownership of Edward J. DeBartolo

SEPT. 14—New Jersey granted membership for 1981-82 season; play in Meadowlands Arena, named Rockets

OCT. 19—MISL appoints 6 fulltime referees; a 1st for soccer

OCT. 26—Fourth MISL College Player Draft held in Kansas City; John Hayes of St. Louis U. 1st pick by St. Louis after trade with N.J.

1981-82 SEASON

NOV. 13—Fourth MISL season opens at five sites; 13 teams in 2 divisions play 44-game 1981-82 schedule in longest season

- New Jersey Rockets inaugurate Meadowlands Arena before 17,625 who see defending champion New York stifle Rockets comeback for a 7-6 win
- Memphis Americans play first time in Mid-South Coliseum and disappoint near-capacity crowd with 8-5 loss to defending Western Division champs St. Louis

NOV. 21—Pittsburgh Spirit returns indoor soccer to Steel City after year hiatus before a club record crowd at Civic Arena with a win over Philadelphia

NOV. 28—Kansas City Comets became the 2nd club in MISL history to sellout its inaugural game when 15,925 fans jammed Kemper Arena to witness a 5-4 overtime win over Wichita

DEC. 4—In highest scoring game ever, New York outlasts Phoenix, 15-10

DEC. 13—In lowest possible scoring game Wichita zeros Denver, 1-0, as Wings goalkeeper Mike Dowler records his third shutout of eight ever recorded in MISL

JAN. 29—League attendance passes one million mark at earliest date of season

FEB. 14—Baltimore's Keith Van Eron scores history-making first ever goal for a goalkeeper against Wichita

- Steve Zungul becomes first MISL player to score 300 career goals in win over Memphis

FEB. 23—3rd MISL All-Star game before 13,426 in Buffalo Aud; Tony Glavin's record breaking 5-point performance lifts the Western Division to another (3-0) All-Star win, 9-5. Glavin voted All-Star MVP

APR. 25—4th regular season ends with New York and St. Louis defending their divisional championships; 2.3 million fans set regular season attendance record

MAY 26—New York captures fourth consecutive MISL championship with 5-game series win over St. Louis; Steve Zungul wins playoff MVP Award

MAY 27—New York Arrow forward Steve Zungul and Pittsburgh Spirit forward Stan Terlecki voted MISL co-MVP for regular season

- Denver's Dave Clements voted MISL Coach-of-the-Year
- Buffalo forward Germain Iglesias voted MISL Rookie-of-the-Year
- New York Arrow defender Val Tuksa voted MISL Defender-of-the-Year

JUNE 24—MISL expands west again with Los Angeles franchise; Dr. Jerry Buss named as owner of the Lazars

JULY 25—San Diego Sockers of the North American Soccer League (NASL) granted membership in the MISL for 48-game 1982-83 season

AUG. 19—Chicago Sting and the San Jose Earthquakes of the NASL granted membership for the 1982-83 season

OCT. 25—Fifth MISL college player draft held in St. Louis

1982-83 SEASON

NOV. 5—Fifth MISL season opens at three sites; 14 teams in 2 divisions play 48-game 1982-83 schedule.

FEB. 22—4th MISL All-Star Game played before 14,289 in Kemper Arena; Western Division beats Eastern Division in overtime 6-5; Baltimore Blast forward Stan Stamenkovic voted All-Star MVP

MAR. 20—Golden Bay's Steve Zungul scores four (4) goals to become the first MISL player to score 400 career goals.

APR. 19—Wichita Wings head coach Roy Turner registers his 100th MISL coaching win with a 6-5 OT victory over St. Louis Steamers.

APR. 23—Largest Playoff crowd in MISL History (19,106) watches Cleveland top Chicago 7-5 at Richfield Coliseum.

MAY 7—CBS-TV carries first live MISL Playoff game from Richfield Coliseum between Baltimore and Cleveland to an estimated 4 million homes.

- Kansas City's Pat McBride named Coach of the Year
- San Diego Sockers goalkeeper Alan Mayer voted MISL MVP
- Los Angeles Lazars goalkeeper Kirk Shermer voted Rookie-of-the-Year
- Cleveland Force defender Bernie James voted MISL Defender-of-the-Year

MAY 23—San Diego defeats Baltimore 3 games to 2 in Championship Series before MISL record 99% of arena capacity during five-game finale.

- San Diego forward Julie Veev voted MISL Playoff MVP

JUN. 29—Tacoma granted franchise for 1983-84 season

- Dallas granted franchise for 1984-85 season

OCT. 26—Sixth MISL College player draft

1983-84 SEASON

NOV. 4—Sixth MISL season opens at two sites; 12 teams in 2 divisions play 48-game 1983-84 schedule.

NOV. 5—Tacoma Stars open the all-wood Tacoma Dome losing 6-2 to the Los Angeles Lazars before 12,284 fans.

FEB. 15—5th MISL All-Star Game played before 16,312 in St. Louis Arena; Baltimore's Stan Stamenkovic was named MVP for his record-setting four assists in leading the Eastern Division to an 8-6 win over the Western Division for the East's first victory in five attempts.

APR. 23—6th regular season ends with Baltimore and St. Louis winning close races for Eastern and Western titles, respectively.

- Memphis franchise relocated to Las Vegas, will remain the "Americans".

JUNE 2—CBS-TV carries live MISL Playoff Game from St. Louis between Baltimore and St. Louis

- Baltimore's Kenny Cooper voted MISL Coach-of-the-Year

JUNE 11—Baltimore wins their first (and MISL's sixth) championship, taking four straight games after losing the opener in the best-of-seven championship series; Blast goalkeeper Scott Manning voted Playoff MVP for going 8-0 in playoffs (11 straight playoff wins over two-year span).

JUNE 25—Baltimore Blast forward Stan Stamenkovic voted MVP for the regular season.

- Pittsburgh Spirit defender Kevin Maher voted Rookie-of-the-Year
- Wichita Wings defender Kim Roentved voted MISL Defender-of-the-Year

AUG. 30—MISL admits Chicago Sting, Cosmos, Minnesota Strikers and San Diego Sockers.

NOV. 2—Seventh MISL season opens at four sites; 14 teams in 2 divisions play 48-game 1984-85 schedule.

DEC 18—Sixth MISL college player draft held.




BALTIMORE BLAST

Civic Center, 201 W. Baltimore St., Baltimore MD 21201
Telephone 301/528-0100 TWX 710-234-1600
Civic Arena (Cap. 12,453)



Director/Managing General Partner	NATHAN SCHERR
Exec. Vice President/General Manager	MITCHELL F. BURKE
Exec. Vice President/Head Coach	KENNY COOPER
Asst. General Manager	SCOTT SMITH
Director of Sales & Marketing	KENT RUSSELL
Public Relations Director	MARY MIKLASZ
Ticket Manager	DENISE PROCTOR
Asst. Director of Operations	STEVE GANS
Public Relations Assistant	DREW FORRESTER
Administrative Assistant	JOHN KEGEL
Secretary/Receptionist	TRACEY BERGER
Support Staff	
Trainer	BOB BALDWIN
Team Doctors	DRS. KENNETH SPENCE & JOSEPH CIOTOLA (Orthopedic Surgeons)
	DR. LARRY GALLAGHER (Internist), and BILL NEIL (Physical Therapist)
Equipment Manager	MIKE ZOLOTOROW
Advertising Agency	SMITH, BURKE & AZZAM



Nathan Scherr Director and Managing General Partner

Nathan Scherr purchased the Baltimore Blast last February and officially assumed control of the four-year old Major Indoor Soccer League franchise on June 15, 1984, one week after the Blast won its first MISL championship. Along with six local partners, Scherr formed the Blast Soccer Associates of which he is now Managing General Partner and serves on the MISL Board of Directors.

Born in Annapolis, Maryland, Scherr has lived all his life in Baltimore. After graduating from Baltimore Polytechnic Institute, he attended the University of Maryland and received his civil engineering degree from Cornell University. He also served as an officer in the United States Navy.

Scherr is founder of Peer Construction Company, a Baltimore-based developing-building-management business which is currently engaged in extensive construction through the area.

After ten years of racing thoroughbreds, Scherr reached the pinnacle in 1982 when Aloma's Ruler won the Preakness. Aloma's Ruler had other great races, but to the native Marylander, Baltimore's Preakness was the ultimate. Aloma's Ruler is now in Kentucky, a successfully standing stud.

A former college football and lacrosse player, Scherr was once under contract with the original Baltimore Colts. A great sportsman, it is no surprise Scherr turned his interest to the MISL, an up-and-coming League and to indoor soccer, which has been described as the "sport of the '80's".


Scherr is active in many fund-raising and charitable events in Baltimore. He was married to the former Annette Fisher, who died in 1982, and has two children, Bruce, 25 and Barbara, 23.




Team Photographer	JANIS RETTALIATA
Team Statisticians	ED MAYFIELD (Head), CLYDE HUDSON, WALT KORDECKI, ROGER MACKIE, BOB STINE
Arena	Baltimore Civic Center (capacity 12,453)
Training Facility	Indoor Kicks
Ticket Prices	\$11 (\$264 season), \$9 (\$216), \$8 (\$192), \$4 (\$96)
Ticket Outlets	Civic Center, Hecht Co. stores (Balt.-Wash. DC metro area), Baltimore Box Office—Pier 4 (Pratt St.)
Box Office	BEE CRIVELLO, DEBI RONDO, ANNA HEIDERMAN
Pre-game Introduction	JOHN WRIGHT, Pro Image Production Co
P.A. Announcer	BILL ROTHE
Radio	WFBR-AM (1300)
Radio Broadcasters	ART SINCLAIR (play-by-play), CHARLIE ECKMAN (color)
Television	WJZ-TV (13-ABC affiliate)
Television Broadcasters	LOU TILLEY, CHRIS O'DONOGHUE
Team Colors	Flaming red-orange & fiery yellow
Home Jerseys	White with red, orange & yellow trim
Away Jerseys	Red with white, yellow & orange trim

BALTIMORE BLAST 1984/85 ROSTER


NO.	NAME	POS.	HT.	WT.	AGE	CITIZENSHIP	LAST CLUB
12	ERNIE BURIANO	M	5-9	155	27	Argentina	Buffalo Stallions
8	MICHAEL COLLINS	M	5-10	160	22	USA	New York Arrows
11	PAT ERCOLI	F	5-10	165	26	Canada	Blast
14	JOEY FINK	F	5-11	165	33	USA	Blast
18	BERND HOLZENBEIN	M	5-9	165	38	W. Germany	Memphis Americans
20	DEAN KELLY	F	5-8	159	21	England	Buffalo Stallions
7	PAUL KITSON	F	5-8	155	28	England	Blast
4	RAY KUNOVAC	M/D	5-9	174	31	Yugoslavia	Blast
6	DAVE MacWILLIAMS	F	5-9	158	27	USA	Blast
19	NICK MANGIONE	M	5-7	149	26	USA	Blast
31	SCOTT MANNING	G	6-0	160	27	USA	Blast
1	JIM MAY	G	6-1	170	31	USA	Buffalo Stallions
2	BOB McAVAN	D	5-8	135	30	Canada	Blast
33	JUAN CARLOS MICHIA	D	5-7	150	28	Argentina	Blast
21	LOU NAGY	F	5-10	170	24	Canada	Blast
9	MAX THOMPSON	D	6-3	160	27	England	Blast
22	BRUCE SAVAGE	D	5-9	150	24	USA	Phoenix Pride
10	STAN STAMENKOVIC	F	6-0	195	28	Yugoslavia	Blast
5	MIKE STANKOVIC	D	6-0	170	27	Yugoslavia	Blast
3	HEINZ WIRTZ	M	5-11	174	30	W. Germany	Blast
17	TIM WITTMAN	D	5-7	145	21	USA	Blast




Pat Ercoli




Paul Kitson




Dave MacWilliams



Scott Manning



Mike Stankovic



Heinz Wirtz


1983-84 BALTIMORE BLAST FINAL REGULAR SEASON STATISTICS

	GP	G	A	PTS	PIM	BL	PPG	GW
Keith Van Eron	25	—	2	2	10	—	—	—
Bob McAvan	30	—	3	3	10	21	—	—
Heinz Wirtz	38	23	19	42	8	83	5	3
Ray Kunovac	42	7	5	12	6	47	—	1
Mike Stankovic	19	12	7	19	14	54	1	2
Dave MacWilliams	45	33	32	65	18	9	8	5
Paul Kitson	47	36	25	61	26	21	10	7
Dan Counce	20	3	1	4	6	11	—	—
Stan Stamenkovic	46	34	63	97	10	5	5	4
Pat Ercoli	44	34	15	49	12	13	4	2
Jim Pollihan	21	2	7	9	12	23	—	—
Joey Fink	47	30	15	45	10	17	2	4
Tim Wittman	40	20	12	32	8	73	—	3
Adrian Brooks	28	10	5	15	2	19	5	1
Nick Mangione	43	12	16	28	12	17	3	2
Dragan Nikitovic	10	—	3	3	2	3	—	—
Lou Nagy	31	9	1	10	4	13	—	—
Scott Manning	28	1	1	2	10	—	—	—
Juan Carlos Michia	45	8	15	23	44	87	—	—
Richard Chinapoo	12	3	—	3	—	3	2	—
Max Thompson	12	2	3	5	—	17	—	—
Baltimore Totals	48	280	250	530	226	537	45	34
Opponent Totals	48	203	183	386	234	493	32	14

HAT TRICKS: Fink (2), Kitson (2), Wirtz, Stamenkovic, Ercoli, Brooks; **SHORT-HANDED GOALS:** Nagy (2), Kitson, Fink, Wirtz; **PENALTY SITUATIONS:** 114/228 (4th in MISL); **POWER PLAY:** 45/98 45.9% (1st in MISL); **PENALTY KILLING:** 32/94 66% (4th in MISL)

Goalkeepers	GP	MIN	SOG	SV	GA	AVG	W-L
Keith Van Eron	25	1361	709	351	99	4.38	16-6
Scott Manning	28	1553	754	372	104	4.03	18-8
Baltimore Totals	48	2931	1468	737	203	4.15	34-14
Opponent Totals	48	2931	1435	657	280	5.73	14-34

Kenny Cooper Blast Head Coach



The "third time was charm" for Baltimore Blast head coach Kenny Cooper when the Blast captured their first Major Indoor Soccer League championship on June 8, 1984 with an unforgettable 10-3 victory over the St. Louis Steamers. A MISL finalist twice before with Houston (Baltimore's predecessor in 1980 and with the Blast in 1983), Cooper's championship dream at last became a reality.

1983-84 was a season of team accomplishments as the Blast won their second consecutive Eastern Division title with a 34-14 regular season record, and established new League records for most home wins (20) and most road wins (14) in a season. After a somewhat shaky start with a 13-11 record at mid-season, the Blast went on a phenomenal streak winning 21 of its last 24 games. They extended that streak into the playoffs, defeating New York 3 games to 1 in the quarterfinal round, sweeping Cleveland 3 games to none in the semifinal series, and winning 4 straight games from St. Louis after losing the opening game of the Championship Series.

1983-84 was also a season of personal accomplishments for Kenny Cooper. For the first time in his five-year professional coaching career, Cooper was honored as the MISL's Coach of the Year in a vote of his peers. For the second consecutive year, Cooper was selected the Eastern Division's coach in the annual MISL All-Star Game and engineered the East's first victory in five tries, an 8-6 win over the West.

A Kenny Cooper-coached team is a perennial championship contender. The MISL's all-time winningest active coach, Cooper has compiled a won-loss record of 155-94 and a winning percentage of .622.

Emotional, energetic and enthusiastic, Kenny Cooper leads by example. To find the "heart, soul and guts" of the Baltimore Blast franchise, one need look no further than Cooper himself.

Won 34, Lost 14

Date	Blast	Opp.
11/5	at Buff.	8-6 (W)
11/10	N.Y.	6-2 (W)
11/12	at Mem.	4-5 (L) OT
11/18	at N.Y.	2-5 (L)
11/19	at Pitt.	5-8 (L)
11/25	at St. L.	6-5 (W)
11/26	L.A.	7-3 (W)
11/29	K.C.	7-1 (W)
12/4	Buff.	7-4 (W)
12/9	at Mem.	4-5 (L)
12/11	Tac.	8-7 (W)
12/16	Clev.	5-6 (L)
12/26	at Clev.	3-6 (L)
12/28	at Buff.	6-7 (L) OT
12/30	Pitt.	4-3 (W)
1/6	Buff.	5-3 (W)
1/8	Mem.	7-4 (W)
1/13	at St. L.	2-3 (L) OT
1/15	at Wich.	7-3 (W)
1/18	at Phx.	5-4 (W) OT
1/19	at L.A.	3-4 (L)
1/21	at Tac.	8-7 (W) OT
1/25	Pitt.	5-6 (L)
1/27	Clev.	4-6 (L)
1/29	at Pitt.	6-5 (W) OT
2/4	N.Y.	8-4 (W)
2/5	at Clev.	6-5 (W)
2/10	Wich.	8-3 (W)
2/12	at N.Y.	14-6 (W)
2/17	St. L.	3-1 (W)
2/19	Mem.	4-3 (W)
2/25	Wich.	5-1 (W)
3/1	K.C.	10-3 (W)
3/2	at Mem.	5-7 (L)
3/4	N.Y.	8-3 (W)
3/8	Buff.	6-4 (W)
3/10	Tac.	7-6 (W) OT
3/14	at Pitt.	4-3 (W)
3/16	at N.Y.	6-3 (W)
3/17	Phx.	7-5 (W)
3/23	at K.C.	7-3 (W)
3/28	at Phx.	6-2 (W)
3/31	at L.A.	5-6 (L)
4/6	Clev.	5-3 (W)
4/7	at Buff.	6-4 (W)
4/15	at Clev.	3-2 (W)
4/19	Pitt.	5-6 (L)
4/21	Mem.	8-2 (W)

1984-85 SCHEDULE

Nov. 2	at Pittsburgh Spirit	8:05
Nov. 8	St. Louis Steamers	7:35
Nov. 11	Cleveland Force	1:05
Nov. 18	New York Cosmos	1:05
Nov. 23	at Dallas Sidekicks	7:35
Nov. 24	Dallas Sidekicks	8:05
Nov. 28	Minnesota Strikers	7:35
Nov. 29	at New York Cosmos	7:35
Dec. 2	at Wichita Wings	6:05
Dec. 8	Los Angeles Lazers	7:35
Dec. 14	Kansas City Comets	7:35
Dec. 16	at Kansas City Comets	3:35
Dec. 21	Las Vegas Americans	7:35
Dec. 22	at Minnesota Strikers	7:35
Dec. 29	San Diego Sockers	7:35
Dec. 30	at Cleveland Force	6:35
Jan. 4	at St. Louis Steamers	7:35
Jan. 6	Chicago Sting	1:05
Jan. 12	at Tacoma Stars	7:35
Jan. 15	at Las Vegas Americans	7:35
Jan. 17	at San Diego Sockers	7:35
Jan. 26	Dallas Sidekicks	7:35
Jan. 30	Los Angeles Lazers	7:35
Feb. 1	San Diego Sockers	7:35
Feb. 3	Wichita Wings	7:35
Feb. 6	at Kansas City Comets	1:05
Feb. 8	at Chicago Sting	7:35
Feb. 10	Pittsburgh Spirit	1:05
Feb. 13	at Minnesota Strikers	7:35
Feb. 17	at Dallas Sidekicks	2:35
Feb. 19	Minnesota Strikers	7:35
Mar. 1	Pittsburgh Spirit	7:35
Mar. 3	St. Louis Steamers	1:05
Mar. 7	at Chicago Sting	7:35
Mar. 8	Tacoma Stars	7:35
Mar. 10	Las Vegas Americans	1:05
Mar. 13	Kansas City Comets	7:35
Mar. 16	New York Cosmos	7:35
Mar. 19	at Wichita Wings	7:35
Mar. 23	at Tacoma Stars	7:35
Mar. 26	at Los Angeles Lazers	7:35
Mar. 31	at Las Vegas Americans	6:05
Apr. 3	at St. Louis Steamers	7:35
Apr. 5	Cleveland Force	7:35
Apr. 6	at Pittsburgh Spirit	2:05
Apr. 11	at New York Cosmos	7:35
Apr. 12	Chicago Sting	7:35
Apr. 14	at Cleveland Force	7:35

All times are local times.

Baltimore History

The reigning MISL Champions, the Baltimore Blast, are a lot like the city they re-located to four years ago—well-established but enjoying a period of renaissance. The Blast enter the 1984-85 season under new ownership, prominent Baltimorean Nathan Scherr who purchased the club from Bernie Rodin on June 15, 1984.

As the Houston Summit Soccer franchise, a charter member of the MISL, the team was a championship contender in 1978-79 and 1979-80. Representing the Central Division in the 1980 Championship Game at Nassau Coliseum, Houston nearly reached the summit—the MISL crown—before falling to the New York Arrows dynasty.

In May 1980, then-owner Bernie Rodin, a New York real estate entrepreneur, elected to move the club to a more appreciative and enthusiastic home in Baltimore. Former Houston coach Kenny Cooper and a nucleus of talented American players captured the hearts of Baltimoreans, while the latest converts to the sport of indoor soccer became the Blast's "7th Man".

No less than a MISL semi-finalist in their first three seasons in Baltimore (1980-83), the Blast won their second consecutive Eastern Division title last year with a 34-14 record, setting new MISL marks for most home wins (20) and most road wins (14) in a season. Winning 21 of their last 24 regular season games, the Blast carried that phenomenal streak into the playoffs, sweeping New York 3 games to 1, Cleveland 3 games to none, and St. Louis 4 games to 1 in the Championship Series.

On June 8, 1984, before 12,007 at the Civic Center (the largest crowd in team history), the Blast's four-year success story culminated in Baltimore's first MISL title.



CHICAGO STING



CHICAGO STING

333 N. Michigan Ave. Suite 1525, Chicago IL 60601
 Telephone 312/558-5444 TELEX 25-6100
 Chicago Stadium (Cap. 16,666)



Owner/Chairman of the Board	LEE B. STERN
Executive Vice President & CEO	DOUG VERB
Vice President/Controller	ALVIN GOLDBERG
Head Coach/Team Manager	WILLY ROY
Assistant Coach	MIKE GRBIC
Vice President/Marketing	FRED COHEN
Director of Public Relations	CONRAD "CONNE" KOWAL
Director of Promotions and Operations	LARRY KAPLAN
Director of Community Relations/PR Assistant	GREGG KOELLER
Executive Assistant	BETTY JAEGER
Account Executives	GARY DONAR, MARCY GRAD
Marketing Sales Representatives	DANNY DRISCOLL, BILL SIEFREID
Bookkeeper	LO JUANA STEPHENS
Marketing Administration	PAT KARGAKIS
Ticket Manager	JIM SHEA
Community Soccer Relations	RAY O'CONNELL
Summer Camps Coordinator	SGT. FRANK KRACHER
Receptionist	JOANN MARKS
Interns	BETH SEEGER, TERRY ORTWERTH, BRUCE TOIGO
Trainer	JERRY CARTER
Equipment Manager	WILLY STEINMILLER



Lee Stern Chairman of the Board/Owner

This year marks the tenth year of the Chicago Sting franchise, all under the ownership of one man, Lee Stern. Chicago sports fans have come to expect dedication, loyalty, and most of all, a winning soccer team because of the unyielding commitment of Lee Stern.

Stern has seen the Sting rise in recognition over the years to be of major league status on and off the field, and a Sting soccer ticket is one of the hottest tickets in town. Stern's Sting have also brought a winning attitude to the city of Chicago. In 1981 the Sting won the NASL Soccer Bowl Championship, the first professional sports championship to be won in Chicago since the 1963 Chicago Bears won the NFL title. This past summer the Sting did it again, winning another league championship, the 1984 NASL Soccer Bowl. With both titles, Stern and the Sting were the toasts of the town and were justly honored with mayoral proclamations and huge civic tributes.

Besides his involvement with the Sting, Stern is president of Lee B. Stern and Co., LTD., a member firm of the Chicago Board of Trade, and the Chicago Merchandise Exchange. Born and raised in Chicago, Lee's determination and success in life can be traced to his success in the commodities business, where he started out as a floor runner and now heads one of the top commodities groups in Chicago. A great sports enthusiast, he is also part owner of the Chicago White Sox baseball team.


A proud family man, Lee and his wife Norma reside in Chicago. They have three sons (Jeff, Danny and Kenny), a daughter (January Young), and four grandchildren.




Team Physician	DR. ROBERT ROSENZWEIG, M.D.
Team Dentist	DR. ROBERT LAFF, D.D.S.
Team Statistician	BOB ROSENBERG
Radio Station	WYEN-FM (106.7)
TV Station	SportsVision (Subscription)
Broadcaster	KEN STERN, HOWARD BALSON
Public Address Announcer/Vocalist	WAYNE MESSMER
Advertising Media Consultants	J. Herman Sitrick Advertising, Inc.
Marketing/Advertising Agency	Burke Promotional Marketing
Graphic Designer	BARB WEIGAND
Masseur	JOHN LOUIS
Sting Training Center	Arlington Indoor Sports Complex
Arena	Chicago Stadium (16,666)
Playing Surface	Autograph Turf
Dimensions	190' x 85'
Press Box Numbers	312 942-9598/9599
Team Colors	Black & Gold
Division	Eastern
Ticket Prices	\$11, \$9, \$7, \$5
Team Mascot	STANLEY STING

CHICAGO STING 1984/85 ROSTER

NO.	NAME	POS.	HT.	WT.	AGE	CITIZENSHIP	LAST CLUB
20	ELVIS COMRIE	F	5-11	170	25	USA	Sting
2	VAL FERNANDES	D	5-9	155	28	USA	Tulsa Roughnecks
17	CHANCE FRY	F	6-1	165	20	USA	Tulsa Roughnecks
22	ED GETTEMEIER	G	6-0	175	24	USA	Sting
8	RUDY GLENN	D	6-2	185	25		Sting
12	KARL-HEINZ GRANITZA	F	6-0	180	32	W. Germany	Sting
4	GERRY GRAY	M	5-7	150	23	Canada	The Cosmos
6	DAVE HUSON	D	5-9	150	33	Channel Islands	Sting
15	CHRIS KENNY	D	5-10	170	22	USA	Sting
14	FRANK KLOPAS	F	5-9	155	18	USA	
5	HAYDEN KNIGHT	D	6-1	175	27	USA	Golden Bay Earthquakes
7	VICTOR KODELJA	D	5-9	160	32	Canada	Sting
10	PATO MARGETIC	F	5-11	154	24	Argentina	Sting
28	FRANZ MATHIEU	D	5-10	160	31	Haiti	Sting
19	PAT MCGAULEY	F	6-0	160	23	USA	Sting
16	ROBERT MESCHBACH	F	5-9	165	25	USA	Ft. Lauderdale Strikers
18	VICTOR MORELAND	D	6-0	165	27	N. Ireland	Tulsa Roughnecks
1	VICTOR NOGUEIRA	G	6-0	180	25	Portugal	Sting
13	NEILL ROBERTS	F	6-2	175	30	S. Africa	Tampa Bay Rowdies
9	MANNY ROJAS	M	5-8	150	29	Chile	Tampa Bay Rowdies
3	GREG RYAN	D	5-9	155	27	USA	Sting
11	MARK SIMANTON	D	5-11	160	25	USA	Sting




Karl-Heinz Granitza




Gerry Gray




Pato Margetic



Victor Nogueira



Manny Rojas



Mark Simanton


1983-84 CHICAGO STING FINAL REGULAR SEASON STATISTICS*

	GP	G	A	PTS	PIM	BL	PPG	GW
Karl-Heinz Granitza	32	59	33	92	4	1	6	6
Pato Margetic	23	23	24	47	4	5	3	4
Charlie Fajkus	32	22	19	41	2	28	3	1
Hans Weiner	27	11	13	24	1	16	1	2
Rudy Glenn	31	11	12	23	13	44	1	0
Ingo Peter	17	7	9	16	2	10	0	1
Ricardo Alonso	18	11	4	15	1	3	2	0
Greg Ryan	25	9	5	14	2	43	1	2
Dale Russell	19	5	7	12	9	14	0	1
Mark Simanton	30	4	7	11	7	21	0	1
Dave Huson	17	6	4	10	0	8	1	2
John McGrane	23	3	5	8	7	30	0	0
Elvis Comrie	16	2	4	6	3	4	0	0
Pat McGauley	16	3	1	4	2	9	0	0
Mike Twellman	13	1	3	4	2	1	0	0
Diego Castro	4	1	3	4	0	1	1	0
Mike Flood	11	2	1	3	0	7	0	0
Victor Nogueira	32	0	3	3	4	0	0	0
Peter Gruber	18	0	3	3	5	19	0	0
Zac Ledic	11	0	3	3	1	7	0	0
Chris Kenny	8	1	1	2	0	6	0	0
Victor Kodelja	5	1	1	2	0	3	0	0
Ed Gettemeier	3	0	0	0	0	0	0	0
Dave Kemp	8	1	0	1	1	1	1	0
Chicago Totals	32	183	165	348	73	282	20	20
Opponent Totals	32	148	136	284	78	237	21	12

*NASL Indoor Stats

HAT TRICKS: Granitza (8), Margetic (3), Alonso (2), Russell, Ryan, Glenn, Weiner;
SHORTHANDED GOALS: Ryan, Fajkus; **PENALTY SITUATIONS:** 73/146;
POWER PLAY: 20/62 32%; **PENALTY KILLING:** 21/62 34%

Goalkeepers	GP	MIN	SOG	SV	GA	AVG	W-L
Victor Nogueira	32	1872	883	476	136	4.36	20-10
Ed Gettemeier	3	91	50	28	11	7.17	0-2
Ricardo Alonso	1	1	1	0	1	—	0-0
Chicago Totals	32	1966	934	504	148	4.51	20-12
Opponent Totals	32	1966	881	458	183	5.58	12-20



Willy Roy Sting Head Coach/Team Manager

Willy Roy is one of pro soccer's winningest coaches and the major ingredient in the success formula of the Chicago Sting. Under Roy's leadership as Head Coach and Team Manager, the Sting has never missed a playoff spot in the four years of indoor play, and his outdoor Sting teams only missed the playoffs once in seven years.

Big things began to happen for Willy and the Sting in the 1980-81 indoor season when the Sting were runners-up for the NASL indoor title in their first season of indoor play. Six months later, Willy Roy and the Sting climaxed a magic outdoor season, winning the 1981 NASL Soccer Bowl Championship.


For his efforts and results, Willy was named the "Coach-of-the-Year" in the NASL. He is presently the only coach to have seen over 100 wins with one team. His outdoor regular season coaching record stands at 117-89 with a percentage of .570.

This past outdoor season, Roy produced perhaps his finest coaching effort. With a month to go in the 1984 outdoor season, the Sting was virtually out of the playoff picture. By winning their last three regular season games, the Sting clinched a playoff spot, the Eastern Division title, and regular season championship. Willy's troops then continued the miracle finish by winning the 1984 Soccer Bowl.

As an indoor coach, Willy has guided the Sting to two divisional titles. His 73-43 indoor record gives him a winning percentage of .637.

Willy is the dean of professional sports coaches in Chicago. He became head coach of the Sting in 1979 after serving on an interim basis in 1977 and 1978. As a player, Willy was known for his goal scoring. He was "Rookie-of-the-Year" in 1967 with the Chicago Spurs, and was named to the league's All-Star team. Roy is the only person in pro soccer history to be named "Rookie-of-the-Year" and "Coach-of-the-Year." He made 22 appearances with the United States National Team. In the Sting's first season in 1975, he was the team captain and tallied the first assist in the club's history.

Willy, his wife Karin and sons Willy Jr., Karsten and Markus live in Chicago's western suburbs.



1984-85 SCHEDULE

Nov. 2	at St. Louis Steamers	7:35	Feb. 2	Los Angeles Lazers	7:35
Nov. 16	Kansas City Comets	7:35	Feb. 5	at Dallas Sidekicks	7:35
Nov. 18	at Minnesota Strikers	1:35	Feb. 8	Baltimore Blast	7:35
Nov. 23	at Las Vegas Americans	7:35	Feb. 10	Dallas Sidekicks	7:35
Nov. 24	at San Diego Sockers	7:35	Feb. 13	San Diego Sockers	7:35
Nov. 28	at Los Angeles Lazers	7:35	Feb. 17	St. Louis Steamers	7:35
Dec. 1	at Tacoma Stars	7:35	Feb. 21	Los Angeles Lazers	7:35
Dec. 6	Tacoma Stars	7:35	Feb. 26	at Wichita Wings	7:35
Dec. 9	Minnesota Strikers	1:35	Feb. 27	at Dallas Sidekicks	7:35
Dec. 14	New York Cosmos	7:35	Mar. 2	Tacoma Stars	1:35
Dec. 15	at Pittsburgh Spirit	8:05	Mar. 7	Baltimore Blast	7:35
Dec. 20	Wichita Wings	7:35	Mar. 10	at Minnesota Strikers	1:35
Dec. 22	at Cleveland Force	8:05	Mar. 16	Pittsburgh Spirit	1:35
Dec. 26	Las Vegas Americans	7:35	Mar. 17	at Pittsburgh Spirit	2:05
Dec. 28	at Kansas City Comets	7:35	Mar. 20	at Los Angeles Lazers	7:35
Dec. 31	Cleveland Force	7:35	Mar. 22	at San Diego Sockers	7:35
Jan. 6	at Baltimore Blast	1:05	Mar. 23	at Las Vegas Americans	7:35
Jan. 9	at New York Cosmos	7:35	Mar. 27	at Tacoma Stars	7:35
Jan. 10	Pittsburgh Spirit	7:35	Mar. 29	Minnesota Strikers	7:35
Jan. 12	Las Vegas Americans	7:35	Apr. 5	New York Cosmos	7:35
Jan. 19	Wichita Wings	7:35	Apr. 6	at Cleveland Force	8:05
Jan. 24	St. Louis Steamers	7:35	Apr. 9	at New York Cosmos	7:35
Jan. 27	Kansas City Comets	1:35	Apr. 12	at Baltimore Blast	7:35
Jan. 30	at St. Louis Steamers	7:35	Apr. 13	Cleveland Force	7:35

All times are local times.

Chicago History

In the ten year history of the Chicago Sting, one word sums up the accomplishments of Chicago's winningest professional sports franchise: EXCELLENCE. The Sting has quickly brought a winning attitude to the great sportstown of Chicago, and hails as "Chicago's Champions." Whether it is indoor soccer or outdoor soccer, the Sting has produced successful teams year after year.

The Sting, named after the movie "The Sting" by Sting owner, Lee Stern, has been under Stern's leadership all ten years. Stern's Sting brought Chicago a championship in winning the 1981 NASL Soccer Bowl title, the first professional sports championship in Chicago since the 1963 Chicago Bears. This past outdoor season the Sting won another league title, the 1984 NASL Soccer Bowl Championship. Two league championships in four years! In ten years of outdoor play the Sting has won two league championships, four divisional titles, seven playoff berths, and an international title, the TACC title in 1982.

In indoor soccer, this year marks the fifth season of Sting indoor play, which has been a big success on the field and at the gate. The Sting has never had a losing season in four years of indoor play, and they have made the playoffs all four years, and have won two indoor divisional titles. Sting indoor soccer has captured the hearts and support of Chicagoans and anyone who has ever seen Sting indoor soccer at the Chicago Stadium knows the exciting and electric atmosphere.

The Sting in the 1981-82 indoor season averaged 13,322 fans per game including a crowd of 19,398, the largest crowd to witness an indoor soccer game in the world. Last year the Sting averaged 12,151 fans per game including 14,328 for the NASL All-Star game.





CLEVELAND FORCE

34555 Chagrin Blvd., Moreland Hills, OH 44022
 Telephone 216/247-4740 TWX 810-427-9106
 Richfield Coliseum (Cap. 17,213)



President	BERT L. WOLSTEIN
Executive Vice President	SCOTT A. WOLSTEIN
General Manager	AL MILLER
Controller	MARK ESCAJA
Head Coach	TIMO LIEKOSKI
Assistant Coach	JAY HOFFMAN
Director of Marketing	PAUL GAROFALO
Director of Public Relations	TIM ROGERS
Director of Promotions	STEVE MERRILL
Director of Sales	MARK HAWALD
Director of Youth Development	BOB SHEMORY
Assistant Director of Promotions	WENDY HALPERT
Director of Group Sales	CHRIS KREISER
Ticket Manager	NANCY MCGILL
Assistant Ticket Manager	SUSAN HOFFMAN
Director of Merchandising	BILL BUDZICK
Director, Force Fitness Institute	PAUL LUCHOWSKI
Secretary to General Manager	KAY CUTLIP
Office Secretary	JULI MAKI



Bert L. Wolstein President

The right man, it has been said, is the man who seizes the moment. If any man has a penchant for seizing the moment, it is Force President Bert L. Wolstein.

When Wolstein and his son, Scott, took over the franchise prior to the MISL's second season, revenues tallied approximately \$55,000 for the season. Last year revenues hit the \$3 million mark.

When the Wolstein's took control of the franchise prior to the 1979-80 season, a total of 37,393 fans had watched Force games. Last season that figure hit 328,201 for a per game average of 13,675, third highest in the league and climbing.


Born and raised in Cleveland, Mr. Wolstein served in the United States Navy during World War II after graduating cum laude from Western Reserve University and Cleveland Marshall Law School. He returned after the war to become a prominent attorney before founding Developer's Diversified, a national commercial development firm that has constructed shopping malls and other commercial properties, as well as approximately 1,000 residential properties.

Outside of his interests in the Force and with his real estate company, Mr. Wolstein has been involved in a myriad of community affairs, serving as Grand Jury foreman and Chairman of the Board of Trustees of Cuyahoga Community College. He's also served as a major fund raiser for the American Red Cross, United Jewish Appeal, the Cystic Fibrosis Foundation and Hillcrest Hospital. He also served as Chairman of the State of Israel Bonds project, an effort that earned him international honors.


An avid art and opera fan, Mr. Wolstein and his wife, Iris, reside in Pepper Pike, Ohio. In addition to son Scott, the club's executive vice president, the couple also has a daughter and two grandchildren.

Team Trainer	AARON GALPERT
Team Physician	DR. GARRON WEIKER
Team Dentist	DR. STEVE MARSH
Regional Sales Reps	KEVIN KOCZINSKI, KIM COILE, GRANT DAVIS, JIM RUKOSKY, RICK DIMATTIO, JOE STONE, RON FOREMAN
Public Address Announcer	HOWIE CHIZEK
Head Statistician	JOHN KREPOP
Statistics Crew	CONRAD PAWLOWSKI, ROGER HAYDA, RAY CIRFRANIC
Time Keeper	FRED HEYER
Penalty Time Keeper	JOHN BALUNEC
Press Lounge Aides	RALPH BOTA, TONY SRAJ
Television	WUAB-TV (43)
TV Voices	NEV CHANDLER, JACK CORRIGAN
Radio	Force Radio Network WJW-AM 850, WSLR-1350
Ticket Outlets	Ticketron, Coliseum box office, Soccer Kick
Travel Agent	Hillcrest Travel
Training Facility	Force Fitness Institute
Ticket Prices	\$10, \$9, \$6
Team Colors	Pantone Reflex Blue, Pantone Yellow


CLEVELAND FORCE 1984/85 ROSTER



Craig Allen



Benny Dargle




Kai Haaskivi


NO.	NAME	POS.	HT.	WT.	AGE	CITIZENSHIP	LAST CLUB
16	CRAIG ALLEN	F	5-11	165	24	British	Force
15	BENNY DARGLE	D	5-11	165	27	USA	Force
1	KYLE DIETRICH	G	5-11	165	23	USA	_____
11	GINO DIFLORIO	F	5-9	162	20	Canadian	_____
10	GEORGE FERNANDEZ	D	5-9	155	22	USA	_____
25	KEITH FURPHY	F	6-2	165	26	USA	Force
12	KAI HAASKIVI	M	5-10	170	28	Green Card	Force
23	BRET HALL	D	5-6	145	27	USA	Phoenix/Cleveland Force
20	BERNIE JAMES	D	6-0	200	25	USA	Force
2	MICHAEL KAHAM	D	6-1	170	31	Cameroon	Force
9	ALI KAZEMAINI	F	6-0	180	21	Iran	_____
7	TOMMY KRISTIANSEN	M	5-6	155	30	Danish	Force
5	FLEMMING LUND	M/D	5-8	150	31	Danish	Buffalo Stallions
3	DENNIS MEPHAM	D	6-1	175	26	USA	Buffalo Stallions
4	JANUSZ MICHALIK	D	5-11	160	18	Polish	_____
14	GEORGE NANCHOFF	F	6-0	160	30	USA	Force
13	LOUIE NANCHOFF	F	5-10	155	28	USA	Force
26	JOE RADUKA	D	5-9	160	30	Yugoslavian	Force
31	KRYS SOBIESKI	G	5-11	165	34	Polish	Force
6	MIKE SWEENEY	D	5-8	155	27	Canadian	Golden Bay Earthquakes
21	ALEX TARNOCZI	D	5-10	165	25	Hungarian	Memphis/Cleveland Force
0	CHRIS VACCARO	G	6-0	170	25	USA	Force
8	PETER WARD	F	5-7	145	29	English	Vancouver Whitecaps
17	JIM WILLENBORG	D	5-8	140	23	USA	_____



Bernie James



Louie Nanchoff



Krys Sobleski

1983-84 CLEVELAND FORCE FINAL REGULAR SEASON STATISTICS

	GP	G	A	PTS	PIM	BL	PPG	GW
Kai Haaskivi	46	37	51	88	20	37	9	4
Craig Allen	46	49	37	86	26	18	12	5
Louie Nanchoff	42	36	35	71	12	12	0	2
Keith Furphy	48	39	30	69	18	39	2	5
Vic Davidson	41	28	29	57	6	21	10	5
Drew Ferguson	43	20	13	33	16	106	2	2
Peter Millar	45	13	12	25	32	88	0	1
George Nanchoff	28	13	12	25	6	22	3	2
John Victor	37	10	0	10	12	8	0	2
Benny Dargle	43	4	5	9	20	92	0	1
Bernie James	37	4	5	9	24	82	0	0
Trevor Dawkins	45	5	3	8	6	52	0	1
Bret Hall	46	2	6	8	6	59	0	0
Tommy Kristiansen	15	4	2	6	0	11	0	1
Alex Tarnoczi	28	10	6	16	14	7	2	0
Chris Vaccaro	22	0	4	4	0	0	0	0
Michael Kaham	8	1	2	3	0	4	0	0
Joe Raduka	17	1	2	3	6	18	0	0
Krys Sobieski	32	0	3	3	4	0	0	0
Hector Marinaro	7	0	1	1	2	1	0	0
George Fernandez	1	0	0	0	2	0	0	0
Cleveland Totals	48	269	254	523	242	651	38	31
Opponent Totals	48	228	201	429	220	422	34	17

HAT TRICKS: Allen (4), L. Nanchoff (3), Haaskivi (2), Furphy, Davidson, Ferguson, G. Nanchoff; **SHORTHANDED GOALS:** Haaskivi (2), Dargle, Hall; **PENALTY SITUATIONS:** 119/238 (3rd in MISL); **POWER PLAY:** 38/94 40.4% (3rd in MISL); **PENALTY KILLING:** 34/97 64.9% (6th in MISL)

Goalkeepers	GP	MIN	SOG	SV	GA	AVG	W-L
Krys Sobieski	32	1682	984	462	125	4.45	19-7
Chris Vaccaro	22	1188	476	329	95	4.79	12-10
Trevor Dawkins	15	49	18	10	8	9.70	0-0
Cleveland Totals	48	2920	1678	801	228	4.68	31-17
Opponent Totals	48	2920	1428	712	269	5.52	17-31


Won 31, Lost 17

Date	Force	Opp.
11/6	Pitt.	4-3 (W) SO
11/13	at N.Y.	8-2 (W)
11/18	at St. L.	6-7 (L)
11/19	at Wich.	5-3 (W)
11/23	at Tac.	6-5 (W) OT
11/26	Mem.	6-4 (W)
12/2	at Mem.	5-4 (W)
12/6	Tac.	5-2 (W)
12/10	N.Y.	7-3 (W)
12/16	at Balt.	6-5 (W)
12/17	Mem.	8-5 (W)
12/23	at Buff.	8-5 (W)
12/26	Balt.	6-3 (W)
12/28	at N.Y.	6-5 (W)
12/30	N.Y.	2-4 (L)
1/6	St. L.	2-5 (L)
1/13	K.C.	9-7 (W)
1/15	L.A.	8-4 (W)
1/20	Buff.	5-2 (W)
1/21	at Buff.	4-6 (L)
1/27	at Balt.	4-6 (L)
2/3	at Mem.	7-10 (L)
2/5	Balt.	5-6 (L)
2/9	L.A.	7-3 (W)
2/10	at Pitt.	5-6 (L) OT
2/12	Wich.	6-5 (W) OT
2/17	Phx.	2-5 (L)
2/23	at Pitt.	5-6 (L) OT
2/24	K.C.	6-5 (W)
2/26	Mem.	5-4 (W)
3/2	at Phx.	7-4 (W)
3/4	at L.A.	4-1 (W)
3/7	at K.C.	3-6 (L)
3/9	at St. L.	7-4 (W)
3/11	at Wich.	5-12 (L)
3/15	Phx.	7-5 (W)
3/17	Pitt.	6-4 (W)
3/20	at Buff.	7-2 (W)
3/24	Buff.	4-2 (W)
3/30	at N.Y.	6-8 (L)
4/4	Pitt.	6-5 (W)
4/6	at Balt.	3-5 (L)
4/10	at Tac.	4-7 (L)
4/14	at Pitt.	6-5 (W) OT
4/15	Balt.	2-3 (L)
4/17	at Mem.	6-7 (L)
4/19	Buff.	6-3 (W)
4/21	N.Y.	12-5 (W)

1984-85 SCHEDULE

Nov. 9	at Dallas Sidekicks	7:35
Nov. 11	at Baltimore Blast	1:05
Nov. 17	at St. Louis Steamers	7:35
Nov. 24	New York Cosmos	8:05
Nov. 30	Los Angeles Lazers	8:05
Dec. 1	at New York Cosmos	8:05
Dec. 7	Pittsburgh Spirit	8:05
Dec. 9	Tacoma Stars	6:35
Dec. 14	at Los Angeles Lazers	7:35
Dec. 15	at Las Vegas Americans	7:35
Dec. 21	at Kansas City Comets	7:35
Dec. 22	Chicago Sting	8:05
Dec. 26	San Diego Sockers	8:05
Dec. 28	St. Louis Steamers	8:05
Dec. 30	Baltimore Blast	6:35
Dec. 31	at Chicago Sting	7:35
Jan. 4	Wichita Wings	8:05
Jan. 5	at Minnesota Strikers	7:35
Jan. 11	Las Vegas Americans	8:05
Jan. 13	at Pittsburgh Spirit	2:05
Jan. 16	Dallas Sidekicks	8:05
Jan. 24	at San Diego Sockers	7:35
Jan. 26	at Las Vegas Americans	7:35
Jan. 28	at Los Angeles Lazers	7:35
Feb. 1	Los Angeles Lazers	8:05
Feb. 3	Kansas City Comets	6:35
Feb. 5	at Wichita Wings	7:35
Feb. 8	at Dallas Sidekicks	7:35
Feb. 10	San Diego Sockers	6:35
Feb. 15	Minnesota Strikers	8:05
Feb. 16	at Kansas City Comets	7:35
Feb. 27	at Tacoma Stars	7:35
Mar. 1	at San Diego Sockers	7:35
Mar. 9	at St. Louis Steamers	7:35
Mar. 13	Tacoma Stars	8:05
Mar. 16	St. Louis Steamers	8:05
Mar. 19	at Minnesota Strikers	7:35
Mar. 22	Pittsburgh Spirit	8:05
Mar. 24	Minnesota Strikers	6:35
Mar. 27	Dallas Sidekicks	8:05
Mar. 29	at Pittsburgh Spirit	8:05
Mar. 30	New York Cosmos	8:05
Apr. 2	at New York Cosmos	7:35
Apr. 5	at Baltimore Blast	7:35
Apr. 6	Chicago Sting	8:05
Apr. 10	Wichita Wings	8:05
Apr. 13	at Chicago Sting	7:35
Apr. 14	Baltimore Blast	7:35

All times are local times.



Timo Liekoski Force Head Coach

Timo Liekoski has been able to accomplish what three other men before him could not.

He made the Force a winner.

Under the two-year reign of 42-year-old Liekoski, the Force has posted a 60-36 won-lost record and advanced to the MISL Semifinals both seasons, losing to eventual champion Baltimore last season. Before arriving in Cleveland prior to the start of the 1982-83 season, the Force had produced a 53-87 record.

Previously, the native of Finland had coached the now-defunct Houston and New Jersey franchises in the MISL and it was in Houston where Liekoski first came into MISL prominence, leading the franchise to the league's best won-lost record (18-6) and to the finals. For his efforts he was named MISL Coach-of-the-Year and is just one of two men to ever be named Coach-of-the-Year in both the MISL and the North American Soccer League.

A graduate of Hartwick College with a degree in economics and a master's degree in education, Liekoski has compiled an overall mark of 82-57 in the MISL.

He also served as assistant coach of the Eastern Division team in the 1984 MISL All-Star game in St. Louis, a game won by the Eastern Division, 7-6.

Liekoski and his wife, Katie, have one son, 14-year-old Eric, and reside in Solon, Ohio.

Cleveland History

Stable. Durable. Secure. Resolute.

Take your pick. Any (and all) of the above words can be used to describe the Cleveland Force.

Stable? The Force, by virtue of some shrewd front-office management and a well-designed marketing plan, has become one of the most stable franchises in the Major Soccer League.

Durable? The Force has endured just about all the maladies that an indoor soccer franchise can suffer, yet it is the only franchise in the seven-year history of the league to participate in all seven MISL seasons.

Secure? By setting club attendance records in each of the four previous seasons—including a whopping increase of 107% during the 1983-84 season—the club has become one of the most financially secure in the MISL. The club plans on selling 5,000 season tickets this season.

Resolute? Displaying the determination to succeed both on and off the field and sticking to a well-conceived growth plan, the club has maintained a growth pattern that makes it the team to watch in the MISL.

The on-the-field success began with the arrival of Timo Liekoski as head coach prior to the start of the 1982-83 season. Liekoski, one of two men ever to be named Coach-of-the-Year in both the MISL and the rival North American Soccer League, has guided the club to playoff appearances in both his seasons here while compiling a regular season record of 60-36, making the Force one of the most winningest franchises in the league over the past two seasons.


The 1983-84 season was the most successful season in the history of the franchise and, hopefully, a portent of things to come.





THE COSMOS

301 Rt. 17 North, Rutherford, NJ 07070
 Telephone 201/460-7100 TELEX 130-523
 Brendan R. Byrne Arena (Cap. 19,000)



Giorgio Chinaglia President

On July 26, 1984, Giorgio Chinaglia turned a dream into reality. It was on that day that Chinaglia and a group of investors purchased controlling interest of the Cosmos Soccer Club.

Upon retiring from competitive action Chinaglia, who holds every conceivable North American Soccer League scoring record (for a game, for a season, and for a career, both regular season and playoffs) had a desire to be involved with the two clubs that he played for. In June of 1983, he formed and led a group which acquired ownership of Lazio, the Rome-based team he played for prior to joining the Cosmos. At that time Lazio was a floundering Second Division club playing to crowds of only a few thousand. After one year under Chinaglia's leadership, the team currently plays in front of average home crowds of 65,000 in the Italian First Division.

This is the type of leadership role that the Cosmos can expect from their new president. Chinaglia knows the game from first-hand experience, is a proven leader, is dedicated to the growth of the game in America (both indoors and outdoors) and is dedicated to the youth upon which the foundation of American soccer is being built.

Chinaglia approaches his new responsibility with "tremendous enthusiasm, confidence, and an appreciation of the challenges that lie ahead." Measuring his record in previous endeavors, you can expect that he will turn his dream into one with a happy ending.




Executive Staff	
President	GIORGIO CHINAGLIA
Managing Director/Executive Vice President	G. PEPPE PINTON
Director of Marketing	GUY DE VINCENZO
Director of Media Relations and Broadcasting	CARY KIMMEL
Director of Sales/Ticket Manager	GEORGE KAYALIS
Sales Manager	GERALD DONNELLY
Marketing Administrator	KELEEN MURPHY
Marketing Coordinator	JAMES JENNINGS
Media Relations Coordinator	JOAN MC CAW
Account Executive	GREGORY MAYFIELD
Account Executive	DOUGLAS BOWERS
Travel Coordinator	MARTIN HAMMROQUE
Legal Counsel	ELI BRUNO, ROBERT SEIDENBERG
International Affairs	TED JAFFE, ABE SPIVAK


Team Division	
Head Coach	EDDIE FIRMANI
Trainer	JOHN BRUNO
Equipment Manager	EDGAR MENA
Physical Therapist	JOEL ROSENSTEIN
Team Physician	DR. JOHN XETHALIS
Club Information	
Arena	Byrne/Meadowlands Arena
Capacity	Arena—19,000
Playing Surface	Astroturf
Playing Dimensions	Arena—200 by 85 feet
Team Colors	Royal Blue/Yellow/White
Executive Offices	Meadows Office Complex, 301 Route 17 North Rutherford, N.J. 07070, (201) 460-7100, Telex 130523
Indoor Practice Facility	Branch Brook Arena

COSMOS 1984/85 ROSTER

NO.	NAME	POS.	HT.	WT.	AGE	CITIZENSHIP	LAST CLUB
1	HUBERT BIRKENMEIER	G	5-10	169	35	W. Germany	Cosmos
21	DAVID BRCIC	G	6-2	173	26	USA	Cosmos
3	DAN CANTER	D	6-1	175	22	USA	Cosmos
22	PEDRO DeBRITO	M	6-1	170	25	USA	Tampa Bay Rowdies
16	ANGLEO DiBERNARDO	M	5-9	154	28	USA	Cosmos
4	JEFF DURGAN	D	6-1	195	23	USA	Cosmos
2	ANDRANIK ESKANDARIAN	D	5-7	155	33	Iran	Cosmos
15	ALAN GREEN	F	5-7	145	30	USA	Cosmos
32	DOC LAWSON	D	6-0	180	25	USA	New York Arrows
27	CARMEN MARCANTONIO	M	5-9	153	29	Canada	Cosmos
88	WES McLEOD	M/F	5-9	150	27	Canada	Tampa Bay Rowdies
12	STEVE MOYERS	F	5-10	158	28	USA	Cosmos
20	ANDREW PARKINSON	M	6-0	178	25	USA	Cosmos
24	KAZBEK TAMBİ	D	5-11	165	22	USA	Cosmos
14	STAN TERLECKI	F	5-8	155	28	Poland	Cosmos
11	DRAGAN VUJOVIC	F	6-1	190	31	Yugoslavia	Cosmos




Hubert Birkenmeier




David Brcic



Angelo DiBernardo



Jeff Durgan



Andranik Eskandarian



Carmen Marcantonio


1983-84 COSMOS FINAL REGULAR SEASON STATISTICS*

	GP	G	A	PTS	PIM	BL	PPG	GW
Chico Borja	31	29	37	66	19	10	3	5
Stan Terlecki	23	34	23	57	16	0	6	2
Dragan Vujovic	27	22	25	47	10	12	0	2
Steve Moyers	25	30	15	45	2	1	3	3
Alan Green	31	28	13	41	6	11	5	3
Gerry Gray	28	14	21	35	20	18	1	1
Angelo DiBernardo	29	13	10	23	8	30	1	0
Andrew Parkinson	20	8	9	17	6	18	1	1
Ferdinando DeMatthaeis	21	11	5	16	4	4	0	1
Refik Kozic	31	6	9	15	10	48	0	0
Dan Canter	26	5	9	14	8	49	0	0
Dusan Nikolic	20	3	9	12	4	6	0	2
Carmen Marcantonio	15	5	2	7	4	14	0	0
Darryl Gee	16	3	1	4	0	18	0	0
Jeff Durgan	24	2	2	4	6	32	0	0
Hubert Birkenmeier	10	2	1	3	0	0	0	0
David Brcic	26	0	3	3	2	0	0	0
Vladislav Bogicevic	1	0	1	1	0	0	0	0
Kazbek Tambi	5	0	1	1	0	8	0	0
Others	7	2	1	3	2	4	0	0
Cosmos Totals	32	217	197	414	129	282	21	20
Opponent Totals	32	197	170	367	137	307	20	12

*NASL Indoor Stats

SHORTHAND GOALS: Borja (4), Terlecki (2), Vujovic, Parkinson; **PENALTY SITUATIONS:** 63/129; **POWER PLAY:** 21/61 34%; **PENALTY KILLING:** 20/59 66%

Goalkeepers	GP	MIN	SOG	SV	GA	AVG	W-L
Hubert Birkenmeier	6	362	195	98	42	6.96	2-4
David Brcic	26	1568	833	451	155	5.93	18-8
Other (6th attacker)	3	3	2	1	1	20.00	—
Cosmos Totals	32	1934	1030	550	198	6.15	20-12
Opponent Totals	32	1934	937	425	210	6.52	12-20



1984-85 SCHEDULE

Nov. 3	at Tacoma Stars	7:35	Jan. 30	San Diego Sockers	7:35
Nov. 18	at Baltimore Blast	1:05	Feb. 4	St. Louis Steamers	7:35
Nov. 24	at Cleveland Force	8:05	Feb. 6	at San Diego Sockers	7:35
Nov. 29	Baltimore Blast	7:35	Feb. 8	at Las Vegas Americans	7:35
Dec. 1	Cleveland Force	8:05	Feb. 9	at Los Angeles Lazers	7:35
Dec. 6	Los Angeles Lazers	7:35	Feb. 12	St. Louis Steamers	7:35
Dec. 8	at Dallas Sidekicks	7:35	Feb. 16	at Tacoma Stars	7:35
Dec. 11	Tacoma Stars	7:35	Feb. 19	Kansas City Comets	7:35
Dec. 14	at Chicago Sting	7:35	Feb. 21	at Minnesota Strikers	7:35
Dec. 16	Pittsburgh Spirit	7:35	Mar. 1	at Kansas City Comets	7:35
Dec. 18	Las Vegas Americans	7:35	Mar. 3	at Wichita Wings	2:35
Dec. 21	at San Diego Sockers	7:35	Mar. 5	Tacoma Stars	7:35
Dec. 22	at Los Angeles Lazers	7:35	Mar. 11	Las Vegas Americans	7:35
Dec. 28	at Wichita Wings	7:35	Mar. 13	at St. Louis Steamers	7:35
Dec. 30	San Diego Sockers	7:35	Mar. 16	at Baltimore Blast	7:35
Jan. 5	Wichita Wings	8:05	Mar. 23	Pittsburgh Spirit	8:05
Jan. 9	Chicago Sting	7:35	Mar. 26	Wichita Wings	7:35
Jan. 12	Minnesota Strikers	8:05	Mar. 30	at Cleveland Force	8:05
Jan. 14	Kansas City Comets	7:35	Apr. 2	Cleveland Force	7:35
Jan. 17	Dallas Sidekicks	7:35	Apr. 4	Minnesota Strikers	7:35
Jan. 18	at Pittsburgh Spirit	8:05	Apr. 5	at Chicago Sting	7:35
Jan. 22	at Dallas Sidekicks	7:35	Apr. 9	Chicago Sting	7:35
Jan. 25	at Minnesota Strikers	7:35	Apr. 11	Baltimore Blast	7:35
Jan. 27	at St. Louis Steamers	2:05	Apr. 13	Pittsburgh Spirit	8:05

All times are local times.



Eddie Firmani
Cosmos Head Coach

Firmani took over the Cosmos coaching reins for the second time in November of 1983, and was named NASL 'Coach of the Year' for his quick organization of the Cosmos indoor team that went to the NASL Indoor Championship series last winter. Firmani, who had coached Tampa Bay to the 1975 NASL championship in the Rowdies' first year of existence, directed the Cosmos right back to the title in 1978, climaxing a record 24-6 regular-season with a 3-1 Soccer Bowl victory over his former team. He was replaced as Cosmos coach on June 1, 1979 by a tandem of Professor Mazzei (Technical Director) and Ray Klivecka (Coach). Firmani posted a 36-11 regular-season record an 11-1 mark in playoff games during his first Cosmos tenure. He is the only coach to win three NASL Championships.

In 1980, Firmani was named coach of the Philadelphia Fury and moved with the club to Montreal the following year. He guided Le Manic to a playoff berth in their inception season—1981—and took them to a best ever 19-13 mark and another playoff spot in 1982.

In 1976, Firmani was at the helm of Tampa Bays' indoor soccer team which captured the NASL's 12-team indoor soccer tournament, and he coached Montreal to the Eastern Division title during the 1981-82 indoor soccer season.

Firmani began his professional playing career at the age of 16 with Charlton Athletic in England. After five seasons, he moved to Italy where he starred for eight seasons with Sampdoria, followed by stints with Genoa and Inter-Milan. He was the first foreign-born player ever to score 150 goals in the Italian First Division. He returned to Charlton Athletic in 1967, and was named coach of the English club in 1970. He came to the United States to take over the Rowdies in 1975.

Cosmos History

The Cosmos tradition embarks on a new era in its rich, fourteen-year history. Major change took place during the 1984 summer. Previous team captain and all-time North American scoring champion, Giorgio Chinaglia, led a group of investors that purchased controlling interest of the team from the original owner—Warner Communications.

Warner Communications purchased the New York area soccer franchise in 1971, and the Cosmos responded by winning their first league title just a year later. The club's impact on soccer became world-wide in 1975 when it lured the legendary Pele out of retirement and brought instant major league status to soccer in the U.S. A move to the Meadowlands and the signing of West German superstar Franz Beckenbauer brought further credibility and record crowds in 1977, and the club maximized the limelight by winning a storybook championship in Pele's final competitive appearance. Bigger crowds and another championship in 1978 enhanced the Cosmos' worldwide image and made them a top attraction for tours all over the globe. After dropping a marathon 1979 playoffs series to Vancouver in a tie-breaking shootout, the Cosmos came right back to claim their fourth championship in 1980 behind an amazing 18-goal playoff performance by Giorgio Chinaglia. For consistency, they won a fourth consecutive regular-season title in 1981 but then were stung again in a shootout by the Chicago Sting after 105 minutes of scoreless competition. They bounced back hard in 1982, to capture a fifth straight regular-season championship and then a fifth title with a 1-0 victory. 1983 brought a sixth straight regular-season crown. The 1984 outdoor season was a disappointment as, for the first time since 1975, the Cosmos did not make it to the playoffs after suffering a three-and one-half game goal scoring drought.





DALLAS SIDEKICKS

Reunion Arena 777 Sports Street, Dallas TX 75207

Telephone 214/760-7330 TWX 910-860-5580

Reunion Arena (Cap. 17,000)



Donald J. Carter President

Donald J. Carter is no newcomer to professional sports. As president of the Dallas Mavericks, he knows how to build an effective sports organization. As a businessman, he serves as president of H.I. Service Enterprises (a subsidiary of Home Interiors & Gifts, Inc.), and numerous other corporations.

Sidekicks General Manager Ron Adkins admires Mr. C. (as Mr. Carter is referred to by his employees).

Says Adkins, "Mr. C. not only has the head for business, but also the heart. He is an active supporter of the Fellowship of Christian Athletes, the Paul Anderson Youth Homes Foundation, Inc., the YMCA, and the Boy Scouts of America."

Carter became interested in soccer when he saw the number of area young people involved. "I saw a cloud of dust off Preston Rd. and 544th Rd. one day and stopped to investigate," recalled Carter. "It was incredible! Literally hundreds of kids were playing soccer. Now I don't know much about soccer, but I do know about people. If you want to help people, you need to start with them when they're young." Mr. C. concluded, "Dallas was good to me when I was a boy, and now that I am a man, I want to give something back. Indoor soccer is not just a business investment, but an investment for the youth of this area."

A private pilot with varied interests, Carter's hobbies include antique car collecting. Carter, 51, and his wife Linda have six children.




Executive Committee	
President	DONALD CARTER
Executive Vice President	NORM SONJU
Vice President/General Manager	RON ADKINS
Administrative Staff	
Director of Player Personnel	WILLIAM NUTTALL
Director of Marketing/Advertising	ROGER ENGELHARDT
Director of Group Sales & Arena Operations	GARY HANSON
Director of Public Relations	PATRICK WALLACE
Accountant/Ticket Manager	GEORGE DEWEY
Production Director	SCOTT SHIFFLETT
Executive Secretary	LISA INGLE
Marketing Secretary	ELISE JOHNSON
Receptionist	CHRYSAL MANESS
Sales Representatives	JIM BRADFORD, RIC DUPREE, SALLY GRAF, BILL POU, and JEANINE SPERRY


Team Staff	
Head Coach	GORDON JAGO
Team Doctor	HOWARD A. MOORE, M.D.
Team Trainer	STEVE SMITH
Team Information	
Season Tickets	\$187.50, \$125.00, \$75.00
Single Game	\$7.50, \$5.00, \$3.00
Home Arena	Reunion Arena
Seating Capacity	17,000
Team Colors	Green, Silver, and White
Practice Facility	The Soccer Center, 1000 Hampshire Road, Richardson, TX 75080, (214) 680-8300
Fitness Center	Courtside Fitness Center, 902 St. Paul, Richardson, TX 75080, (214) 234-5000

DALLAS SIDEKICKS 1984/85 ROSTER


NO.	NAME	POS.	HT.	WT.	AGE	CITIZENSHIP	LAST CLUB
15	GIULIO BERNARDI	F	5-9	155	24	USA	Memphis Americans
1	JAN van BEVEREN	G	6-2	170	35	Holland	Ft. Lauderdale Strikers
2	NEIL COHEN	D	6-1	180	29	USA	St. Louis Steamers
16	RON DUFRENE	M	5-9	170	22	USA	Ft. Lauderdale Sun
17	MARK EVANS	D	6-0	160	22	USA	
7	HERVE GUILLIOD	F	6-1	150	27	USA	Buffalo Stallions
11	MIKE HANNER	M	5-10	170	26	USA	Jonfered (Sweden)
18	MARK KARPUN	M	6-1	165	21	USA	Tampa Bay Rowdies
13	DAMIEN KELLY	F	5-11	165	26	Ireland	
10	MARK KERLIN	F	6-2	175	22	USA	Phoenix Pride
14	IAN MARTIN	M	5-10	165	25	USA	Pennsylvania Stoners
6	MIKAEL RONNEBERG	M	5-10	175	27	Sweden	Malmo FF (Sweden)
30	PETER SIMONINI	G	5-11	170	27	USA	Jacksonville Teamen
8	KEVIN SMITH	M	5-7	150	21	England	Charlton Athletic (England)
19	RICKARD STROMBECK	M	5-10	175	25	Sweden	Malmo FF (Sweden)
9	TATU	F	5-7	160	22	Brazil	Tampa Bay Rowdies
12	MIKE TWELLMAN	D	5-9	160	24	USA	Jacksonville Teamen
3	JOE ULRICH	D	5-9	155	23	USA	New York Arrows
4	MIKE UREMOVICH	D	6-0	165	22	Canada	Phoenix Pride




Neil Cohen




Herve Guilliod




Mark Kerlin



Joe Ulrich



Mike Uremovich



Jan van Beveren



1984-85 SCHEDULE

Nov. 2	Las Vegas Americans	7:35	Dec. 14	at Minnesota Strikers	7:35	Jan. 22	New York Cosmos	7:35	Mar. 6	Los Angeles Lazers	7:35
Nov. 7	San Diego Sockers	7:35	Dec. 15	Wichita Wings	7:35	Jan. 26	at Baltimore Blast	7:35	Mar. 12	Wichita Wings	7:35
Nov. 9	Cleveland Force	7:35	Dec. 19	at San Diego Sockers	7:35	Jan. 29	at Wichita Wings	7:35	Mar. 14	Minnesota Strikers	7:35
Nov. 12	at Los Angeles Lazers	7:35	Dec. 22	at Tacoma Stars	7:35	Feb. 5	Chicago Sting	7:35	Mar. 15	at St. Louis Steamers	7:35
Nov. 16	Minnesota Strikers	7:35	Dec. 28	Pittsburgh Spirit	7:35	Feb. 8	Cleveland Force	7:35	Mar. 17	San Diego Sockers	2:35
Nov. 23	Baltimore Blast	7:35	Dec. 30	at St. Louis Steamers	7:35	Feb. 10	at Chicago Sting	7:35	Mar. 21	at Las Vegas Americans	7:35
Nov. 24	at Baltimore Blast	8:05	Jan. 4	Las Vegas Americans	7:35	Feb. 12	at Tacoma Stars	7:35	Mar. 22	at Los Angeles Lazers	7:35
Nov. 28	at Pittsburgh Spirit	7:35	Jan. 9	at Kansas City Comets	7:35	Feb. 14	at Las Vegas Americans	7:35	Mar. 27	at Cleveland Force	8:05
Dec. 1	St. Louis Steamers	7:35	Jan. 12	Los Angeles Lazers	7:35	Feb. 17	Baltimore Blast	2:35	Apr. 4	Kansas City Comets	7:35
Dec. 4	Tacoma Stars	7:35	Jan. 16	at Cleveland Force	8:05	Feb. 20	at Kansas City Comets	7:35	Apr. 5	at Wichita Wings	7:35
Dec. 8	New York Cosmos	7:35	Jan. 17	at New York Cosmos	7:35	Feb. 27	Chicago Sting	7:35	Apr. 9	at Minnesota Strikers	7:35
Dec. 11	Kansas City Comets	7:35	Jan. 19	Tacoma Stars	7:35	Mar. 5	at San Diego Sockers	7:35	Apr. 11	at Pittsburgh Spirit	7:35

All times are local times.



Gordon Jago Sidekicks Head Coach

Dallas Sidekicks coach Gordon Jago is new to the MISL, but certainly no newcomer to indoor soccer. Jago coached the Tampa Bay Rowdies of the NASL to the 1979-80 indoor championship, an achievement that places him in an exclusive club. Besides Jago, only Don Popovich (Arrows 78-82), Ron Newman (Sockers 81-84), Kenny Cooper (Blast 83-84), and Timo Liekoski (Drillers 80-81) have tasted the championship champagne in the

wild world of indoor soccer.

The 6th winningest coach in NASL history, Jago coached the Rowdies between 1978-1982, never once failing to qualify for post season play. Twice, he took the Rowdies to the Soccer Bowl (80-81). This previous NASL experience came with the Baltimore Bays in 68-69. His career NASL coaching record, including indoor and outdoor, is 156-129-4, combined.

A native of London, Jago now a U.S. citizen, believes in the young American player. He represented his new country as assistant coach of the 1968 U.S. World Cup Team, and as head coach of the 1969 U.S. World Cup Team.

Jago, 51, began his career coaching with England's Eastbourne United F. C. in 1962. He came to the U.S. in 1968 to coach Baltimore, and returned to England in 1970. Following 7 years in England, he returned to the great 48 to coach at Tampa Bay. He left the Rowdies midway through the 1982 outdoor season.

He and his wife June have one daughter, 20-year-old Kim, a senior at the University of the South in Sewanee, Tennessee.

Dallas History

The Dallas Sidekicks became the 25th team in MISL history on June 29, 1983, when Dallas businessman Donald Carter purchased the bankrupt New Jersey Rockets franchise. Carter, who also owns the very successful Dallas Mavericks of the NBA, felt the time was right for a professional indoor soccer team in the Dallas-Ft. Worth area. The Sidekicks were officially introduced to the Dallas-Ft. Worth area at a January 12, 1984 press conference at Reunion Arena, the home arena for the Sidekicks. Bill Nuttall, a former assistant coach and director of player personnel with the Ft. Lauderdale Strikers of the NASL, became the first member of the Sidekicks staff when he accepted the position of director of player personnel at that time. Norm Sonju, general manager of the NBA Mavericks, was also named as the general manager of the Sidekicks.

The first player to join the Sidekicks was veteran goalkeeper Jan van Beveren. A three time NASL All-Star and native of Holland, the acrobatic keeper was issued uniform number one upon his signing on April 3, 1984.

The Sidekicks next step was to hire a full-time, business-minded general manager to allow Norm Sonju to concentrate on his primary task of running the Mavericks. Mr. Carter had to look no further than his own companies to find Ron Adkins, a vice-president and general manager of Moody-Day, Inc., a Dallas based construction equipment company. Adkins was named vice-president/general manager on June 20, 1984, an appointment that promoted Norm Sonju to the position of executive vice-president. As the summer months of 1984 went by, the search for a head coach became intense. On August 10, 1984, Gordon Jago, a well respected coach with championship experience, became the Sidekicks first coach.






KANSAS CITY COMETS

Kemper Arena 1800 Genessee Street,
Kansas City MO 64102

Telephone 816/421-7770 TWX 910-771-0041
Kemper Arena (Cap. 15,925)



Dr. David Schoenstadt President and Majority Owner

For four years Comets president and majority owner Dr. David Schoenstadt primarily watched his soccer franchise grow. Today, his role has become more active and he's making certain the growth and success continues.

Added growth for the Comets' franchise, its fourth season in Kansas City, is no easy task. Why? Consider this: 1) a MISL-leading attendance average of 15,786 in 1983-84, 2) 15 sellouts, 3) No. 8 largest drawing winter

professional sports franchise in North America, and 4) 99.1 percent capacity for 24 regular season home games.

Schoenstadt's active role in the daily organizational functions has expanded the Comets philosophy. Community activities, charitable endeavors, player involvement and sponsorships continue to be a major part of the Comets, and they will continue to be. Besides actively overseeing the operation, Schoenstadt has infused a vast knowledge of business practices into the organization.

Schoenstadt purchased the franchise (then known as the Detroit Lightning) following the 1979-80 season and moved it to San Francisco, where he lived at the time. After a disappointing year in the Bay Area, he moved the club in 1981 to Kansas City where it, along with Schoenstadt and his family, has found a home.

Schoenstadt's decision to move his franchise to Kansas City proved to be a wise one and the Comets soon became a new and popular word with the citizens of Kansas City and surrounding communities.




President and Majority Owner	DAVID SCHOENSTADT, M.D.
Director of Marketing	PHIL THOMAS
Head Coach	PAT McBRIDE
Director of Player Personnel	RICK BENBEN
Director of Public Relations and Promotions	DON PFANNENSTIEL
Director of Administration	BETTY WALLACE
Director of Operations and Special Events	DEAN ZAGORTZ
Business Manger	BARRY BAUGH
Director of Sales	STEVE STARK
Sales Representative	JOHN FORBES
Director of Media Relations	TIM BRYANT
Community Relations/Promotions	LAURA BROCK
Director of Ticket Operations	ELLEN JERVIS
Ticket Operations	ALMA BAKER, BRENDA TINNEN
Receptionist	NANCY MILLER
Physical Therapist/Trainer	CRAIG KLOS

Trainer	DOUG WIESNER
Legal Counsel	JACK HEADLEY
Orthopedic Physician	JAMES WHITAKER, M.D.
Internal Medicine	DOUG PAONE, M.D.
Dentist	ED LONG, D.D.S.
Advertising Firm	Barkley & Evergreen
Hospital	Research Medical Center
Team Colors	Fiery orange, strato blue
Home Uniforms	Blue w/multi trim
Away Uniforms	White w/multi trim
Practice Facility	Soccer Dome, 5909 Equitable Road, Kansas City, Mo. 64120
Television Affiliation	KCTV Channel 5 (CBS), KEKR Channel 62 (IND), Sports Time Cable Network
Radio Affiliation	KCMO News/Sports 810 AM, 95 FM

KANSAS CITY COMETS 1984/85 ROSTER


NO.	NAME	POS.	HT.	WT.	AGE	CITIZENSHIP	LAST CLUB
21	BORIS BANDOV	F	5-10	175	30	USA	Comets
1	CLIFF BROWN	G	5-11	165	28	USA	Comets
20	CHARLIE CAREY	F	5-7	150	26	Canada	Tacoma Stars
3	TIM CLARK	D	5-10	160	25	USA	Comets
00	ENZO DIPEDE	G	5-10	155	27	Canada	Comets
9	CHARLIE FAJKUS	M	5-10	160	27	USA	Chicago Sting
12	MARK FREDERICKSON	M	5-11	170	24	USA	Comets
5	CLIVE GRIFFITHS	D	5-10	160	29	USA	Comets
14	KEVIN HANDLAN	D	5-8	160	28	USA	Comets
22	GORDON HILL	F	5-7	155	30	England	Comets
10	TASSO KOUTSOUKOS	F	5-10	175	25	Canada	Comets
11	MARK LIVERIC	F	5-11	175	31	USA	New York Arrows
4	GREG MAKOWSKI	D	5-11	175	28	USA	Comets
25	PAUL MILLER	D	5-7	160	20	USA	
8	STEVE PECHER	D	6-0	190	28	USA	St. Louis Steamers
7	CARLOS SALGUERO	F	5-9	165	29	Argentina	Buffalo Stallions
2	GINO SCHIRALDI	D	5-8	170	26	Canada	Comets
33	MANNY SCHWARTZ	G	6-2	180	27	Israel	Comets
15	BENNY TABAK	F	5-10	160	28	Israel	Comets
18	TIM TWELLMAN	D	5-11	175	29	USA	Comets




Mark Frederickson



Gordon Hill




Tasso Koutsoukos



Steve Pecher



Carlos Salguero




Gino Schiraldi

1983-84 KANSAS CITY COMETS FINAL REGULAR SEASON STATISTICS

	GP	G	A	PTS	PIM	BL	PPG	GW
Enzo DiPede	39	0	8	8	4	0	0	0
Jim Tietjens	7	0	0	0	0	0	0	0
Gino Schiraldi	40	11	9	20	20	59	1	3
Tim Clark	39	3	8	11	26	71	0	0
Greg Makowski	47	22	29	51	24	93	6	1
Clive Griffiths	46	1	8	9	20	67	0	0
Billy Gazonas	26	4	2	6	2	10	0	0
John Stremmlau	39	9	9	18	4	19	3	1
Zoran Savic	43	24	17	41	12	2	6	4
Tasso Koutsoukos	47	41	24	65	4	16	3	2
Mark Frederickson	48	15	15	30	14	113	0	2
Elson Seale	40	20	19	39	2	13	1	0
Kevin Handlan	45	5	6	11	4	43	0	0
Niki Nikolic	6	0	0	0	0	4	0	0
Greg Villa	7	2	4	6	0	4	0	0
Tim Twellman	26	5	12	17	14	13	0	2
Graziano Cornolo	26	5	3	8	2	0	0	0
John Hayes	41	12	12	24	6	2	0	2
Boris Bandov	9	1	0	1	2	2	0	0
Gordon Hill	41	46	24	70	17	5	9	4
Tom Alioto	12	0	2	2	0	7	0	0
Kansas City Totals	48	229	212	441	183	546	29	23
Opponent Totals	48	246	220	466	187	525	29	25

HAT TRICKS: Hill (3), Savic (2), Koutsoukos, Stremmlau; **SHORTHANDED GOALS:** Seale (2), Makowski; **PENALTY SITUATIONS:** 90/183 (9th in MISL); **POWER PLAY:** 29/82 35.4% (7th in MISL); **PENALTY KILLING:** 29/77 62.3% (10th in MISL)

Goalkeepers	GP	MIN	SOG	SV	GA	AVG	W-L
Enzo DiPede	39	2180	1127	546	174	4.79	18-18
Jim Tietjens	7	349	176	86	31	5.33	2-4
Cliff Brown	4	169	99	42	15	5.32	1-2
Manny Schwartz	4	162	77	34	13	4.81	2-0
Tim Clark	2	7	0	0	0	0.00	0-0
Greg Makowski	20	100	40	18	12	7.19	0-1
Mark Frederickson	1	3	2	1	1	20.00	0-0
Kansas City Totals	48	2963	1517	730	246	4.98	23-25
Opponent Totals	48	2963	1477	704	229	4.64	25-23



Pat McBride Comets Coach

The only two-time winner of the MISL's Coach-of-the-Year award faced probably his toughest challenge in 1983-84.

McBride, 40, who took over the reins of the Comets nine games into the 1981-82 season, enters this season needing only two victories to become only the fourth coach in MISL history to amass 100 wins.

McBride took over a struggling Comets team Dec. 23,

1981 and led them to a 14-30 record. The following season, despite being eliminated by San Diego in two games in the playoffs, he led the Comets to a 26-22 mark which earned him a second MISL Coach-of-the-Year honor.

Before coming to Kansas City, McBride served as head coach of the St. Louis Steamers for two seasons. In 1980 he captured his first Coach-of-the-Year award and the next season he led the Steamers to the MISL championship series, falling to the New York Arrows.

McBride's greatest claim to fame still might be the first American-born player to sign in the North American Soccer League (1967). For 10 years McBride played for his hometown St. Louis Stars.

His coaching resumé includes serving as assistant coach at Southern Illinois University-Edwardsville (1968-75) and five years as head coach at Meremac Junior College in St. Louis where he led his squad to a national junior college title in 1976.

Won 23, Lost 25

Date	Comets	Opp.
11/4	Wich.	5-4 (W)
11/15	at Phx.	3-7 (L)
11/18	at L.A.	9-7 (W)
11/23	L.A.	4-3 (W)
11/25	Phx.	3-4 (L)
11/29	at Balt.	1-7 (L)
12/2	at Pitt.	6-5 (W) OT
12/9	St. L.	8-7 (W)
12/14	at St. L.	6-5 (W)
12/17	Buff.	6-5 (W) SO
12/23	at Wich.	2-4 (L)
12/26	Wich.	8-5 (W)
12/28	at Tac.	3-2 (W)
12/29	at L.A.	7-6 (W)
1/4	Mem.	4-0 (W)
1/6	Tac.	6-5 (W)
1/13	at Clev.	7-9 (L)
1/14	at Buff.	8-5 (W)
1/21	N.Y.	4-5 (L)
1/25	Phx.	6-3 (W)
1/27	at N.Y.	4-5 (L) SO
1/28	Mem.	5-3 (W)
2/3	at St. L.	4-6 (L)
2/5	St. L.	3-4 (L)
2/10	Tac.	5-6 (L)
2/17	L.A.	4-5 (L) OT
2/19	N.Y.	5-2 (W)
2/24	at Clev.	5-6 (L)
2/25	Pitt.	5-8 (L)
3/1	at Balt.	3-10 (L)
3/2	Buff.	8-5 (W)
3/4	at Wich.	5-4 (W)
3/7	Clev.	6-3 (W)
3/10	at Phx.	4-8 (L)
3/11	at L.A.	7-12 (L)
3/14	at Tac.	2-3 (L)
3/16	at Wich.	4-5 (L)
3/22	at Pitt.	3-6 (L)
3/23	Balt.	3-7 (L)
3/25	St. L.	2-3 (L)
3/28	L.A.	6-5 (W)
3/30	Tac.	5-3 (W)
4/1	at Mem.	3-4 (L) SO
4/7	at Phx.	3-6 (L)
4/11	Wich.	6-7 (L)
4/13	Phx.	6-5 (W)
4/14	at St. L.	4-3 (W)
4/21	at Tac.	3-4 (L) OT

1984-85 SCHEDULE

Nov. 2	Los Angeles Lazers	7:35
Nov. 10	at Pittsburgh Spirit	8:05
Nov. 16	at Chicago Sting	7:35
Nov. 23	Tacoma Stars	7:35
Nov. 25	Las Vegas Americans	3:35
Nov. 30	at San Diego Sockers	7:35
Dec. 4	Wichita Wings	7:35
Dec. 8	San Diego Sockers	7:35
Dec. 11	at Dallas Sidekicks	7:35
Dec. 14	at Baltimore Blast	7:35
Dec. 16	Baltimore Blast	3:35
Dec. 21	Cleveland Force	7:35
Dec. 23	at St. Louis Steamers	7:35
Dec. 26	Minnesota Strikers	7:35
Dec. 28	Chicago Sting	7:35
Jan. 2	at Tacoma Stars	7:35
Jan. 5	at San Diego Sockers	7:35
Jan. 8	at Las Vegas Americans	7:35
Jan. 9	Dallas Sidekicks	7:35
Jan. 12	at Wichita Wings	7:35
Jan. 14	at New York Cosmos	7:35
Jan. 16	St. Louis Steamers	7:35
Jan. 18	Tacoma Stars	7:35
Jan. 27	at Chicago Sting	1:35
Feb. 1	at Pittsburgh Spirit	8:05
Feb. 3	at Cleveland Force	6:35
Feb. 6	Baltimore Blast	7:35
Feb. 8	Pittsburgh Spirit	7:35
Feb. 10	at Las Vegas Americans	6:05
Feb. 13	at Los Angeles Lazers	7:35
Feb. 16	Cleveland Force	7:35
Feb. 19	at New York Cosmos	7:35
Feb. 20	Dallas Sidekicks	7:35
Feb. 27	Las Vegas Americans	7:35
Mar. 1	New York Cosmos	7:35
Mar. 3	San Diego Sockers	3:35
Mar. 8	at Wichita Wings	7:35
Mar. 13	at Baltimore Blast	7:35
Mar. 17	at Minnesota Strikers	1:35
Mar. 22	Wichita Wings	7:35
Mar. 24	St. Louis Steamers	3:35
Mar. 29	Los Angeles Lazers	7:35
Mar. 31	Pittsburgh Spirit	3:35
Apr. 4	at Dallas Sidekicks	7:35
Apr. 8	at Los Angeles Lazers	7:35
Apr. 10	at Tacoma Stars	7:35
Apr. 12	at St. Louis Steamers	7:35
Apr. 13	Minnesota Strikers	7:35

All times are local times.

Kansas City History

The Kansas City Comets are entering just their fourth year of existence but the club has already made its mark in the community and the Major Indoor Soccer League.

The Comets made national headlines in 1983-84 with their success at the turnstiles—a league-leading average of 15,786 fans per game (99.1 percent of capacity at Kemper Arena); the eighth largest drawing winter professional sports franchise in North America; outdrawing all teams in the National Basketball Association in average attendance. The Comets will surpass the one million mark in regular season attendance early in the 1984-85 season.

Success has also been measured on the field. Led by two-time MISL Coach-of-the-Year Pat McBride, the Comets have qualified for the playoffs each of the last two seasons, rebounding from a 14-30 record in 1981-82.

The Comets are more to Kansas City, however, than just another professional sports franchise. They have become a vital part of the community and surrounding areas, making countless personal appearances and becoming involved with interests such as a \$250,000 fund-raiser for Special Olympics.

Season No. 4 in Kansas City has the looks of the most successful ever with a successful season ticket drive, the continuing role in the community and key off-season player acquisitions such as MISL standouts Steve Pecher, Carlos Salguero, Charlie Fajkus and Mark Liveric to go along with current Comets stars Gordon Hill, Tasso Koutsoukos, Greg Makowski, Tim Clark, Mark Frederickson, Enzo DiPede and Gino Schiraldi.



LAS VEGAS *Americans*

LAS VEGAS AMERICANS

3160 So. Valley View, Suite 103, Las Vegas NV 89102

Telephone 702/368-4625

Thomas & Mack Center (Cap. 16,000)



William Morris Chairman of the Board

Dignity ... a gentleman ... trademarks of Bill "Wildcat" Morris, the Las Vegas Americans' chairman of the board. With the vision of bringing professional sports entertainment to a city and state where he's lived most of his life, Morris purchased the Memphis franchise moving it to Las Vegas in June of 1984.

A winner, Morris' life has spelled success from an early age. While earning the Most Valuable Player award on his high school football squad one season, his team went undefeated, unscored upon and never allowed two consecutive first downs throughout the course of the season. Morris continued his successful playing career at the University of Nevada, Reno. Following completion of his curriculum, he went on to earn his law degree in Washington, D.C. while working for Senators Pat McCarran and Alan Bible.

Moving back to Las Vegas in 1959, Morris established a law practice and initiated business investments. One investment, the Holiday Casino, returned him 13 times his initial investment after being sold to the Holiday group. His shrewd management policies are currently turning the Landmark Hotel Casino & Tower, which he recently purchased, into a money maker after being tabbed a "white elephant."

In a city unfairly blemished at times due to the gaming industry, Morris elected to retain the Americans as the team nickname. He did so because he feels it fits both the image of the sport (created in America) along with the true pioneering spirit of the city of Las Vegas.




Chairman of the Board	WILLIAM W. MORRIS
President	JAMES BRIMHALL
Executive Vice President	BURRELL COHEN
Vice President/General Manager	PAUL J. MENDES
Director of Communications	JOHN KUTCH
Director of Sales	RICK SIAS
Director of Media Sales	MIKE WHITSITT
Director of Promotions	BLAINE ENDSLEY
Director of Broadcasting	DICK CALVERT
Administrative Assistant	NANCY CHAPMAN
Controller	GLENDA MULLINS
Communications Assistant/Sales Secretary	GINA HICKEY
Account Executive	CRAIG BARNES
Account Executive	ALEXANDRA GRANT
Account Executive	MARLENE MINER


Receptionist	CAREY COHEN
Head Coach	ALAN MAYER
Assistant Coach	TONY SIMOES
Physical Therapist	KEITH KLEVEN
Trainer	TOM KOCHER
Equipment Manager	BILL COULTHARD
Team Physician	DR. SERFUSTINI
Team Photographer	MORRIS SEALY
Practice Facility	U.S. Soccer Academy
Team Colors	Red, White, Blue
Television	DICK CALVERT
Radio	KORK 920-AM, DICK CALVERT
Ticket Prices	\$9, \$8, \$6, \$4
Games Times	7:35 p.m. except Sundays 6:05 p.m.

LAS VEGAS AMERICANS 1984/85 ROSTER


NO.	NAME	POS.	HT.	WT.	AGE	CITIZENSHIP	LAST CLUB
28	CHICO BORJA	M	5-9	155	25	USA	The Cosmos
6	TONI CARBOGNANI	M	6-1	175	31	Argentina	Americans
16	STEVE DOERR	D	6-1	165	25	USA	Americans
4	MARTIN DONNELLY	D	5-8	160	33	North Ireland	San Diego Sockers
2	HELMUT DUDEK	D	5-11	165	26	West Germany	Americans
15	JORGE ESPINOZA	D	6-0	155	31	Chile	Americans
18	FRED GRGUREV	F	6-0	170	33	USA	Americans
5	BOBBY HADZIC	M	6-1	180	29	Yugoslavia	_____
10	PETER KITCHEN	F	5-9	150	32	Great Britain	_____
17	STEVE LONG	M	5-7	145	27	USA	Americans
0	ALAN MAYER	G	6-0	185	32	USA	San Diego Sockers
20	MARTIN McCOY	M	5-11	168	25	North Ireland	_____
3	NICKY MEGALLOUDIS	D	6-1	180	25	USA	New York Arrows
11	STEVE MEYER	D	6-0	165	23	USA	_____
7	GERRY O'KANE	M	5-10	170	29	North Ireland	San Diego Sockers
9	YILMAZ ORHAN	F	5-11	175	29	Cyprus	Americans
21	VAL TUKSA	D	5-11	175	33	Yugoslavia	New York Arrows
00	KEITH VAN ERON	G	6-2	185	28	USA	Baltimore Blast
22	JULIE VEEE	F	6-1	180	34	USA	San Diego Sockers
26	GERT WIECZORKOWSKI	D	6-1	175	36	West Germany	San Diego Sockers




Helmut Dudek



Bobby Hadzic




Val Tuksa



Keith van Eron



Julie Vee



Gert Wieczorkowski

1983-84 MEMPHIS (LAS VEGAS) AMERICANS FINAL REGULAR SEASON STATISTICS

	GP	G	A	PTS	PIM	BL	PPG	GW
Billy Mishalow	28	0	4	4	4	0	0	0
Helmud Dudek	44	34	17	51	12	64	5	3
Leo Figueiredo	45	14	15	29	8	28	0	2
Yilmaz Orhan	47	49	20	69	10	8	10	3
Bruce Rudroff	40	0	3	3	6	54	0	0
Toni Carbognani	41	17	25	42	12	35	3	2
Giulio Bernardi	32	15	6	21	0	4	1	2
Bernd Holzenbein	43	13	29	42	8	34	3	1
Bo Melson	8	0	0	0	0	1	0	0
Steve Allison	45	2	3	5	6	45	0	0
Dan Salvemini	28	9	7	16	8	20	0	1
Jorge Espinoza	42	3	6	9	4	74	0	1
Steve Doerr	36	8	8	16	14	24	0	1
Steve Long	48	15	16	31	8	43	1	0
Len Salvemini	26	3	7	10	6	33	0	0
Matt O'Sullivan	31	1	1	2	12	17	0	0
Mike Fall	32	3	13	16	10	8	0	0
Ross Ongaro	26	9	1	10	10	14	0	1
Richard But	24	0	2	2	2	0	0	0
Fred Grgurev	50	42	34	76	20	13	9	2
Memphis Totals	48	216	193	409	156	518	28	18
Opponent Totals	48	286	258	544	186	621	25	30

HAT TRICKS: None; **SHORTHANDED GOALS:** Long (2), L. Salvemini, Ongaro, Orhan; **PENALTY SITUATIONS:** 78/156 (12th in MISL); **POWER PLAY:** 28/78 35.9% (5th in MISL); **PENALTY KILLING:** 25/67 62.7% (11th in MISL)

Goalkeepers	GP	MIN	SOG	SV	GA	AVG	W-L
Richard But	23	1304	701	322	116	5.34	9-13
Billy Mishalow	28	1567	804	396	156	5.97	9-16
Jorge Espinoza	7	16	5	4	1	3.68	0-0
Len Salvemini	2	10	4	1	3	18.00	0-0
Bernd Holzenbein	1	1	0	0	0	0.00	0-0
S. Gantenhammer	1	60	30	16	10	10.00	0-1
Memphis Totals	48	2957	1544	739	286	5.80	18-30
Opponent Totals	48	2957	1644	802	216	4.38	30-18



1984-85 SCHEDULE

Nov. 2	at Dallas Sidekicks	7:35	Feb. 3	Tacoma Stars	6:05
Nov. 11	San Diego Sockers	6:05	Feb. 6	at Tacoma Stars	7:35
Nov. 17	Pittsburgh Spirit	7:35	Feb. 8	New York Cosmos	7:35
Nov. 23	Chicago Sting	7:35	Feb. 10	Kansas City Comets	6:05
Nov. 25	at Kansas City Comets	3:35	Feb. 14	Dallas Sidekicks	7:35
Dec. 2	at Minnesota Strikers	1:35	Feb. 16	Los Angeles Lazers	7:35
Dec. 8	Wichita Wings	7:35	Feb. 20	at San Diego Sockers	7:35
Dec. 11	at Los Angeles Lazers	7:35	Feb. 27	at Kansas City Comets	7:35
Dec. 13	St. Louis Steamers	7:35	Mar. 1	at St. Louis Steamers	7:35
Dec. 15	Cleveland Force	7:35	Mar. 3	at Minnesota Strikers	1:35
Dec. 18	at New York Cosmos	7:35	Mar. 10	at Baltimore Blast	1:05
Dec. 21	at Baltimore Blast	7:35	Mar. 11	at New York Cosmos	7:35
Dec. 22	at Pittsburgh Spirit	8:05	Mar. 16	Wichita Wings	7:35
Dec. 26	at Chicago Sting	7:35	Mar. 21	Dallas Sidekicks	7:35
Dec. 29	Minnesota Strikers	7:35	Mar. 23	Chicago Sting	7:35
Jan. 4	at Dallas Sidekicks	7:35	Mar. 28	St. Louis Steamers	7:35
Jan. 8	Kansas City Comets	7:35	Mar. 30	at San Diego Sockers	7:35
Jan. 11	at Cleveland Force	8:05	Mar. 31	Baltimore Blast	6:05
Jan. 12	at Chicago Sting	7:35	Apr. 2	at Wichita Wings	7:35
Jan. 15	Baltimore Blast	7:35	Apr. 4	at Pittsburgh Spirit	7:35
Jan. 24	at Los Angeles Lazers	7:35	Apr. 6	Tacoma Stars	7:35
Jan. 26	Cleveland Force	7:35	Apr. 11	Los Angeles Lazers	7:35
Jan. 29	Pittsburgh Spirit	7:35	Apr. 13	at Tacoma Stars	7:35
Feb. 1	at Wichita Wings	7:35	Apr. 14	San Diego Sockers	6:05

All times are local times.

Alan Mayer

Americans Head Coach

When looking for a leader that could guide the Las Vegas Americans to a championship, Americans' management searched for certain qualifications. Tenacity—courage—a winner, were characteristics that topped ownerships' priority list. Very few coaching perspectives were considered. Only one name topped the list—Alan Mayer.

Accomplishments as a player—Mayer's list is endless.

As the starting goalkeeper for the San Diego Sockers, Mayer led his team to three consecutive indoor championships. Mayer broke the mold by being the only goalkeeper named the MISL's Most Valuable Player, an award usually dominated by the league's offensive scoring wizards. Possibly Mayer's greatest accomplishment is when he shutout the Baltimore Blast in two consecutive MISL championship games, enroute to the championship crown.

Accomplishments as a coach—Mayer will receive his baptism this year. His philosophy is "Assemble the best talent available. Blend the team into a cohesive unit. Make them produce at 150 percent."

His professionalism as a player must now carry into his new task of coaching. Mayer finds the transition as one of the most challenging of his life. His responsibilities now doubled, he must walk that fine line of being both a disciplinarian and a friend to his teammates. As he states, an adjustment he finds no difficulty with, "If I treat each player as a professional, I expect that same respect. Our philosophy was to recruit players who are both professional on the field and as individuals."

His dedication to the game and his new found responsibilities as coach should make Mayer as successful behind the bench as he is on the field.

Las Vegas History

Entering their inaugural season in the city of Las Vegas, the Las Vegas Americans prepare to embark on their most successful campaign ever. Formerly the Hartford Hellions, then the Memphis Americans, neither team put together a winning season in their previous five years of play.

With the failures in the past, a new attitude now permeates the Americans, spearheaded by chairman of the board, Bill "Wildcat" Morris. His conviction is to bring a professional sports winner to the community where he has spent the majority of his life. With the desire of having Las Vegas receive a major league reputation, Morris has assembled a major league cast.



Initially, it began with a long-term leasing agreement with, quite possibly the finest sports complex in the league, the newly constructed Thomas & Mack Center. The Thomas & Mack, which is housed on the University of Nevada, Las Vegas campus, will accommodate 16,000 for Americans' soccer game this year.

Office personnel, with years of Major Indoor Soccer League experience, were then hired. The next step was to find a coach with both a competitive and professional attitude... enter Alan Mayer.

Mayer, who has been a key component of leading San Diego to the last three Indoor Soccer Championships, was tabbed MISL's Most Valuable Player two years ago. Coupled with veteran coach, Tony Simoes, the combination has assembled a cast of All Star performers who among them sport 18 Championship rings.

From last season's Memphis team, only seven players remain. Incorporated are six All Stars, all with championship backgrounds. The commitment to bring a winning franchise to Las Vegas is there. A commitment which might exceed even Bill Morris' expectations.





Johnny Buss President & General Manager

Doing things unconventionally is commonplace for L.A. President Johnny Buss. You won't find the 28-year-old president of the Lazers following the rest of the pack very often, and it's his independence, hard work, enthusiasm and sense of humor that sets him apart from all the other heads of the MISL.

Buss is committed to indoor soccer and relishes the opportunity the league provides for innovation:

"One of the great things about the Lazers and the MISL is that we have the freedom unlike the NBA and NHL to try out different and entertaining ideas that bring about a new dimension in sports. I love it."

Born and raised in Southern California, Johnny is definitely a multi-talented individual whose interests are, to say the least, diversified. Along with his running the Lazers, Buss is actively involved in the real estate business and also finds time here and there to remain close to his first and foremost loves, film and music.

Buss is convinced that indoor soccer is in L.A. to stay, and in a town where shows sometimes open and close within a couple of weeks, the Lazers, with Buss at the helm, will enjoy a long and successful run in the MISL.




Chairman of the Board	DR. JERRY BUSS
President/General Manager	JOHNNY HATTEN BUSS
Vice President/Operations	RON WEINSTEIN
Assistant to the President	JODI GRAFFIO
Head Coach	PETER WALL
Assistant Coach	GARY HINDLEY
Director of Player Personnel	KIRK STEWART
Trainer	SCOTT MORRISON
Controller	ROSS COTE
Team Secretary	ROSI CYR
Director of Special Projects	ALBERT CANTONG
Assistant Director of Public Relations	JAN GUTHRIE
Assistant Director of Public Relations	DONNA COUF
Director of Community Relations	KATHRYN SLOAN
Director of Broadcasting	KEITH HARRIS


Director of Marketing	SCOTT HENRY
Director of Group Sales	LEE KESSLER
Director of Season Seat Sales	KATHY MERAT
Team Physician	DR. JAMES TIBONE
Broadcaster	BILL MACDONALD
Spanish Broadcasters	FELO RAMIREZ, C. GONZALES
Radio	KWVE-FM (107.9)
Spanish Radio	TODO-AM (95)
Team Colors	Black, white, purple and gold
Field Dimensions	200' x 85'
Ticket prices	\$6, \$8
Youth 16 & under	\$4
Gametimes	Evenings 7:30 p.m., Sunday evenings 6:05 p.m., afternoons 2:05 p.m.

LOS ANGELES LAZERS 1984/85 ROSTER


NO.	NAME	POS.	HT.	WT.	AGE	CITIZENSHIP	LAST CLUB
16	JUAN CARDENAS	F	5-6	155	29	Argentina	Lazers
9	LEE CORNWELL	D	5-10	160	26	England	Lazers
77	NILTON DaSILVA (BATATA)	F	5-6	145	29	Brazil	Lazers
5	ROBERTO DosSANTOS (BETO)	M	5-9	160	20	Brazil	Lazers
11	POLI GARCIA	F	5-9	155	26	USA	Lazers
22	TIM HARRIS	G	6-3	198	22	USA	_____
3	MIKE HUNTER	D	5-8	160	26	USA	_____
15	GREG ION	M	5-10	155	21	Canada	Tulsa Roughnecks
13	ALAN KELLEY	D	5-8	150	31	England	Lazers
19	CLE KOOIMAN	D	6-1	185	21	USA	Lazers
14	STUART LEE	F	5-8	150	31	England	Lazers
00	MIKE MAHONEY	G	6-1	190	34	England	Lazers
8	OLE MIKKELSEN	F	5-8	155	25	USA	Lazers
6	JIM MILLINDER	D	5-8	160	25	USA	Lazers
17	GUS MOKALIS	M	5-10	170	28	Greece	Lazers
20	WILLIE MOLANO	F	5-7	150	24	Columbia	Lazers
18	NATHAN SACKS	M	6-1	175	25	S. Africa	Lazers
10	MARTIN VASQUEZ	M	5-11	168	22	Mexico	_____



Juan Cardenas



Poli Garcia




Alan Kelley



Stuart Lee



Mike Mahoney



Roberto dos Santos

1983-84 LOS ANGELES LAZERS FINAL REGULAR SEASON STATISTICS


	GP	G	A	PTS	PIM	BL	PPG	GW
Clyde Best	44	9	9	18	20	19	2	0
Beto	36	13	7	20	6	11	0	1
Jim Millinder	30	2	7	9	8	12	0	0
Don Tobin	42	20	16	36	2	13	0	1
Ole Mikkelsen	24	4	3	7	2	2	0	0
Lee Cornwell	37	3	3	6	10	71	0	0
Poli Garcia	48	39	33	72	4	14	3	5
Alan Kelley	48	10	19	29	14	107	3	1
Stuart Lee	47	33	21	54	18	22	7	4
Sam Saundh	23	2	9	11	4	3	0	0
Juan Cardenas	44	31	12	43	0	7	8	3
Gus Mokalis	34	7	9	16	10	44	0	0
Nathan Sacks	40	4	2	6	12	33	0	0
Cle' Kooiman	20	1	3	4	6	20	0	0
Willie Molano	33	4	12	16	4	8	0	1
Mark Lindsay	40	11	4	15	10	14	0	2
Batata	40	36	26	62	36	3	2	6
Mike Mahoney	42	0	2	2	16	0	0	0
Kirk Shermer	11	0	0	0	4	0	0	0
Los Angeles Totals	48	229	197	426	186	403	25	24

(No Opponent Totals Available)

HAT TRICKS: Batata (4), Lee (2), Cardenas (2), Tobin, Beto, Garcia; **SHORT-HANDED GOALS:** Lee; **PENALTY SITUATIONS:** 93/186 (8th in MISL); **POWER PLAY:** 25/74 33.8% (8th in MISL); **PENALTY KILLING:** 29/85 65.9% (5th in MISL)

Goalkeepers	GP	MIN	SOG	SV	GA	AVG	W-L
Mike Mahoney	42	2388	954	556	171	4.29	19-18
Kirk Shermer	11	466	250	125	60	7.72	4-6
Sixth Man	15	50	13	4	9	10.80	1-0
Los Angeles Totals	48	2904	1217	685	240	4.57	24-24

(No Opponent Totals Available)



Peter Wall
Lazers Coach

Before taking the Los Angeles job, Wall served as head coach of the MISL's Phoenix Inferno in the 81-82 campaign. Taking over after the Inferno started 0-5, Wall posted a 17-22 record over the remainder of the season and just missed the playoffs on the last day of the season.

Hailing originally from London, the 38-year-old Wall also served two years as head coach for the NASL California Surf, leading the team to a Western Division Indoor Title in 1980. He joined the Surf as a player-assistant coach in 1978. After winning the team's MVP award that year, he was promoted to the head coaching position.

Wall began his soccer career at the age of 16 in his native England, where he went on to play professionally for 17 years.

Presently, Wall resides in Fullerton with his wife Kathy and their two children Samantha and Martin. Peter is also an avid sportsman and likes to spend his days off playing golf or fishing.

Won 24, Lost 24

Date	Lazers	Opp.
11/5	at Tac.	6-2 (W)
11/18	K.C.	7-9 (L)
11/20	Buff.	6-3 (W)
11/23	at K.C.	3-4 (L)
11/26	at Balt.	3-7 (L)
11/30	N.Y.	8-3 (W)
12/9	Phx.	5-4 (W)
12/16	at Phx.	4-11 (L)
12/17	Wich.	5-6 (L) OT
12/22	Pitt.	5-3 (W)
12/26	at St. L.	3-5 (L)
12/27	at Wich.	6-11 (L)
12/29	K.C.	6-7 (L)
1/7	at Buff.	4-3 (W) OT
1/10	at Mem.	5-4 (W) OT
1/13	at N.Y.	4-10 (L)
1/15	at Clev.	4-8 (L)
1/19	Balt.	4-3 (W)
1/21	St. L.	3-4 (L) OT
1/27	Tac.	5-7 (L)
1/29	at St. L.	5-4 (W)
2/1	Wich.	3-5 (L)
2/5	Pitt.	6-7 (L) OT
2/7	at Wich.	1-4 (L)
2/9	at Clev.	3-7 (L)
2/10	at N.Y.	5-4 (W)
2/12	at Pitt.	1-2 (L)
2/17	at K.C.	5-4 (W) OT
2/19	Tac.	3-2 (W) OT
2/25	St. L.	8-2 (W)
2/29	Phx.	6-4 (W)
3/3	at Tac.	4-8 (L)
3/4	Clev.	1-4 (L)
3/8	at Phx.	5-6 (L) OT
3/11	K.C.	12-7 (W)
3/16	Buff.	6-5 (W)
3/21	Wich.	2-1 (W) OT
3/24	Mem.	3-4 (L) OT
3/27	at Mem.	4-3 (W) OT
3/28	at K.C.	4-5 (L)
3/30	Balt.	6-5 (W)
4/5	Phx.	3-4 (L) OT
4/11	at Phx.	10-4 (W)
4/12	Tac.	4-3 (W)
4/14	at Tac.	6-5 (W)
4/16	St. L.	5-6 (L)
4/19	at Wich.	6-5 (W)
4/21	at St. L.	5-4 (W)

1984-85 SCHEDULE

Nov. 2	at Kansas City Comets	7:35
Nov. 12	Dallas Sidekicks	7:35
Nov. 15	Wichita Wings	7:35
Nov. 17	at San Diego Sockers	7:35
Nov. 28	Chicago Sting	7:35
Nov. 30	at Cleveland Force	8:05
Dec. 1	at Pittsburgh Spirit	8:05
Dec. 6	at New York Cosmos	7:35
Dec. 8	at Baltimore Blast	7:35
Dec. 11	Las Vegas Americans	7:35
Dec. 14	Cleveland Force	7:35
Dec. 15	at Tacoma Stars	7:35
Dec. 19	St. Louis Steamers	7:35
Dec. 22	New York Cosmos	7:35
Dec. 23	San Diego Sockers	6:05
Dec. 30	at Wichita Wings	6:05
Jan. 5	Tacoma Stars	7:35
Jan. 11	St. Louis Steamers	7:35
Jan. 12	at Dallas Sidekicks	7:35
Jan. 17	Minnesota Strikers	7:35
Jan. 19	at St. Louis Steamers	7:35
Jan. 22	at Minnesota Strikers	7:35
Jan. 24	Las Vegas Americans	7:35
Jan. 28	Cleveland Force	7:35
Jan. 30	at Baltimore Blast	7:35
Feb. 1	at Cleveland Force	8:05
Feb. 2	at Chicago Sting	7:35
Feb. 4	Minnesota Strikers	7:35
Feb. 9	New York Cosmos	7:35
Feb. 11	Wichita Wings	7:35
Feb. 13	Kansas City Comets	7:35
Feb. 16	at Las Vegas Americans	7:35
Feb. 21	at Chicago Sting	7:35
Mar. 3	at Pittsburgh Spirit	2:05
Mar. 5	at Minnesota Strikers	7:35
Mar. 6	at Dallas Sidekicks	7:35
Mar. 11	Pittsburgh Spirit	7:35
Mar. 16	at Tacoma Stars	7:35
Mar. 20	Chicago Sting	7:35
Mar. 22	Dallas Sidekicks	7:35
Mar. 26	Baltimore Blast	7:35
Mar. 29	at Kansas City Comets	7:35
Mar. 30	at Wichita Wings	7:35
Apr. 3	Tacoma Stars	7:35
Apr. 6	San Diego Sockers	2:05
Apr. 8	Kansas City Comets	7:35
Apr. 11	at Las Vegas Americans	7:35
Apr. 13	at San Diego Sockers	7:35

All times are local times.

Los Angeles History

A brand new sport beamed into the Fabulous Forum in 1982 as Dr. Jerry Buss and his son John brought all the high-scoring speed and excitement of the MISL to Southern California with the Los Angeles Lazers.

The first year was a struggle. The Lazers finished the season schedule with just eight victories but set an MISL record enroute to the year's closing ceremonies by dropping an unprecedented nine games in overtime and losing sixteen games by a single goal! It was this determined effort and their habit of forcing opponents to play the full sixty minutes that earned the Lazers the respect of the entire League.

What a difference a year makes! 1983-84 was a totally different story. The Lazers continued to play the MISL's high-scoring, fast-paced brand of excitement they were known for but added a new dimension to the previous year's performance. That sweet, single ingredient was winning.

Lazer's head coach Peter Wall made wholesale changes from the first year's squad and instilled a championship feeling amongst the players. Thinking playoffs from-day one, the Lazers tripled their victories from their inaugural season, finishing 24-24, and advanced to the League's post-season playoff competition.

The Lazers enter the 1984-85 season with singular direction toward a common goal... the Playoffs. Once is not enough and the Lazers' returning veterans such as Poli Garcia, Batata, Alan Kelley and Mike Mahoney won't easily let last year's taste of success slip away without a full-season battle. Experience and youthful talent combined is the key to victory for Coach Wall and the Lazers. With the Lazers' known determination and recent success in mind, it's clear that it won't be long until a winner comes to Los Angeles.





MINNESOTA STRIKERS

8100 Cedar Ave. So., Suite 115, Bloomington MN 55420

Telephone 612/854-3616 TELEX 291-132

Met Center (Cap. 15,184)



President ELIZABETH L. ROBBIE
 General Manager TIM ROBBIE
 Head Coach ALAN MERRICK
 Business Manager DEBORAH HUGGINS
 Director of Public Relations CONRAD SMITH
 Public Relations Assistant CHARLEY NEFF
 Ticket Manager DARYL JOHNSON
 Assistant Ticket Manager DANIEL ROBBIE
 Director of Community Relations TERRY LEIENDECKER
 Marketing Representatives CAREY MERRITT, TIM O'PHELAN
 Executive Secretaries DIANE BAUSMAN, BARBARA GOERGES



Elizabeth L. Robbie President

Mrs. Robbie first became involved in professional soccer in 1973 when she joined the ownership group of the then-Miami Toros. She gained controlling interest in the club and assumed the title of Managing General Partner in 1976. Mrs. Robbie moved the franchise north to Broward County the following year, renaming the team the Fort Lauderdale Strikers. In 1977, the team's first year in Fort Lauderdale, the Strikers' attendance increased three-fold over the previous year, and Mrs. Robbie was named "Marketing Executive of the Year" by the Sales and Marketing Executives of Fort Lauderdale. The Strikers were a success on the field as well, as they posted the NASL's best record (19-7) in 1977, and then proceeded to make it to post-season tournament competition in each of their seven years in Fort Lauderdale.

Mrs. Robbie has long been active in community affairs. Among her many civic activities, she has served on Florida's Health Planning Council under former Governor Reuben Askew and the Community Relations Board of Dade County. Mrs. Robbie has also been honored at a testimonial in her name for the National Asthma Center in Denver.

The mother of nine children, Mrs. Robbie's husband Joe owns the Miami Dolphins of the National Football League. Their son, Tim, is the Strikers' General Manager, while another son, Mike, is the Dolphins' top administrator.


Few people have been as involved or committed to soccer in North America as the Minnesota Strikers' owner and president, Mrs. Elizabeth L. Robbie. Affectionately known as "The First Lady of Soccer", Mrs. Robbie is entering her thirteenth year of ownership involvement in professional soccer.




Receptionist BARB ANDERSON
 Head Trainer GARY SMITH
 Assistant Trainer DAN QUINTAVALLE
 Team Physicians DR. JOSEPH BOCKLAGE, Orthopedist;
 DR. SHELDON BURNS, Family Practitioner
 Stadium Met Center, Bloomington, MN
 Capacity 15,184
 Dimensions 200' x 85'
 Division Eastern
 Team Colors Red/Yellow/Black
 Radio Play-By-Play PAUL JOHNSON, WWTC, 1280-AM

MINNESOTA STRIKERS 1984/85 ROSTER


NO.	NAME	POS.	HT.	WT.	AGE	CITIZENSHIP	LAST CLUB
24	RICARDO ALONSO	F	6-3	192	27	Argentina	Strikers
8	JOHN BAIN	M	5-7	164	26	Scotland	Strikers
19	BEN COLLINS	M	5-8	140	23	Liberia	Strikers
22	BILL CROOK	D	6-0	170	20	USA	Strikers
14	GARY ETHERINGTON	D	5-8	140	26	USA	Strikers
7	KEN FOGARTY	D	5-8	170	29	England	Strikers
4	JAN GOOSSENS	F	6-0	170	25	Holland	Golden Bay Earthquakes
4	RAY HUDSON	M	6-1	175	29	England	Strikers
16	MIKE JEFFRIES	D	5-9	155	22	USA	Strikers
1	TINO LETTIERI	G	5-8	165	26	Canada	Strikers
2	DWIGHT LODEWEGES	D	6-1	175	26	Canada	Strikers
3	JOHN McGRANE	D	5-9	160	30	Canada	Strikers
25	BRUCE MILLER	M	5-10	170	27	Canada	Strikers
5	PAUL PRICE	D	6-0	180	30	England	Strikers
6	THOMAS RONGEN	M	6-0	170	27	Holland	Strikers
00	CRAIG SCARPELLI	G	5-11	170	22	USA	Strikers
12	CARL STRONG	M	5-10	170	26	USA	Strikers
20	THOMPSON USIYAN	F	6-0	165	28	Nigeria	Tulsa Roughnecks
15	BARRY WALLACE	D	5-10	155	25	England	Tulsa Roughnecks
9	ALAN WILLY	F	5-11	163	27	England	Strikers



Ricardo Alonso




John Bain




Gary Etherington



Tino Lettieri



Dwight Lodeweges




Alan Willey



1984-85 SCHEDULE

Nov. 3	at San Diego Sockers	7:35	Dec. 28	at Tacoma Stars	7:35	Feb. 4	at Los Angeles Lazers	7:35	Mar. 17	Kansas City Comets	1:35
Nov. 9	Tacoma Stars	7:35	Dec. 29	at Las Vegas Americans	7:35	Feb. 9	Tacoma Stars	7:35	Mar. 19	Cleveland Force	7:35
Nov. 16	at Dallas Sidekicks	7:35	Jan. 4	at Pittsburgh Spirit	8:05	Feb. 13	Baltimore Blast	7:35	Mar. 22	at St. Louis Steamers	7:35
Nov. 18	Chicago Sting	1:35	Jan. 5	Cleveland Force	7:35	Feb. 15	at Cleveland Force	8:05	Mar. 24	at Cleveland Force	6:35
Nov. 24	St. Louis Steamers	7:35	Jan. 11	Pittsburgh Spirit	7:35	Feb. 17	at Pittsburgh Spirit	2:05	Mar. 26	San Diego Sockers	7:35
Nov. 28	at Baltimore Blast	7:35	Jan. 12	at New York Cosmos	8:05	Feb. 19	at Baltimore Blast	7:35	Mar. 29	at Chicago Sting	7:35
Dec. 2	Las Vegas Americans	1:35	Jan. 15	Wichita Wings	7:35	Feb. 21	New York Cosmos	7:35	Apr. 4	at New York Cosmos	7:35
Dec. 9	at Chicago Sting	1:35	Jan. 17	at Los Angeles Lazers	7:35	Mar. 1	at Wichita Wings	7:35	Apr. 5	St. Louis Steamers	7:35
Dec. 14	Dallas Sidekicks	7:35	Jan. 19	at San Diego Sockers	7:35	Mar. 3	Las Vegas Americans	1:35	Apr. 7	Pittsburgh Spirit	1:35
Dec. 16	at Wichita Wings	6:05	Jan. 22	Los Angeles Lazers	7:35	Mar. 5	Los Angeles Lazers	7:35	Apr. 9	Dallas Sidekicks	7:35
Dec. 22	Baltimore Blast	7:35	Jan. 25	New York Cosmos	7:35	Mar. 10	Chicago Sting	1:35	Apr. 12	Wichita Wings	7:35
Dec. 26	at Kansas City Comets	7:35	Feb. 1	at St. Louis Steamers	7:35	Mar. 14	at Dallas Sidekicks	7:35	Apr. 13	at Kansas City Comets	7:35

All times are local times.



Alan Merrick Strikers Head Coach

Alan Merrick became the Strikers' new coach on October 2, 1984. Beginning his first season as a head coach, Merrick brings a wealth of playing experience and knowledge to his new position.

Merrick began his professional career in his native England at age 16. He played the next 10 seasons with West Bromwich Albion of the English First Division, appearing in over 250 matches.

After coming to the United States in 1976 and signing with the Minnesota Kicks in their inaugural season, Merrick played in 103 matches in four years and was named a NASL All-Star two consecutive seasons. Merrick played the next two seasons in California and returned to the Kicks in 1981. He had a short tenure with the Pittsburgh Spirit in the 1979/80 MISL season before suffering a season-ending injury after just one game.

Following the demise of the Kicks in 1981, Merrick was acquired by the Toronto Blizzard where he played 30 games in 1982. It was the hardworking defender's best season offensively as he recorded five goals and six assists for 16 points. Merrick's last season on the field was as player/assistant coach of Team America in 1983. All told, Merrick played in 197 NASL matches in eight seasons.

Prior to accepting the challenge of coaching the Strikers, Merrick served as the club's Director of Community Relations, directing over 350 clinics and appearances in just eight months. Extremely active with community affairs and the Special Olympics program, Merrick was named Minnesota's 1984 "Professional Sportsman of the Year" by the Special Olympics organization for his outstanding community devotion.

Merrick and his wife Lindsay live in Burnsville, Minnesota with their two children, Adam (12) and Jemma (9).

Minnesota History

Although professional soccer took a temporary leave of absence in Minnesota in 1981, interest in the world's most popular sport never waned. Youth and adult soccer programs continued to grow in record numbers, even after the demise of the Minnesota Kicks.

On November 30, 1983, team owner Elizabeth L. Robbie announced at a press conference that the Fort Lauderdale Strikers were moving to the Twin Cities. The move was precipitated by the need for improved indoor and outdoor facilities. A research study conducted by the Stanford Research Institute and the past record of professional soccer support in the Twin Cities (the Kicks averaged over 24,000 fans per game in six years in Minnesota) provided positive signs for a long and successful future for professional soccer and the Strikers in the Twin Cities area.


In Fort Lauderdale, the Strikers reached the playoffs each year of the club's first seven years. In 1980, the club reached the championship game only to lose to the New York Cosmos in front of 50,768 fans in Washington's R.F.K. Stadium. On three other occasions (1978, '81 and '82), the Strikers made it to the semi-final round of the playoffs. In 1977, the club's first year as the Strikers, the team posted a 19-7 record (the league's best that year) and played in front of the largest crowd ever to witness a professional soccer game in North America when 77,691 soccer enthusiasts poured into Giants Stadium for a Strikers-Cosmos playoff game on August 14, 1977.

After a successful 14-10 outdoor season in 1984, the Strikers, under new head coach Alan Merrick, will be playing their first full indoor season since the 1980-81 campaign. Coach Merrick has his charges ready ... as the Strikers winning tradition continues into the future.





Team Management	
President	EDWARD J. DeBARTOLO, Sr.
Vice President	MARIE DENISE DeBARTOLO YORK
Vice President/General Counsel	J. PAUL MARTHA
Secretary-Treasurer	THOMAS F. ROSSETTI
General Manager	CHRIS WRIGHT
Coaches	
Head Coach/Director of Player Personnel	JOHN KOWALSKI
Assistant Coach	MICKEY CAVE
Front Office Staff/Team Associates	
Executive Assistant to the General Manager	SALLY MOXOM
Director of Youth Development	DENNY KOHLMYER
Director of Group Sales/TV & Radio Play-by-Play Commentator	JOHN PAUL DELLACAMERA
Director of Media & Public Relations	LEN KOMOROSKI
Director of Marketing	MARK ECKERT
Assistant Director of Group Sales	DALE MOSS
Group Sales Coordinators	CHASE EDMONSON, TERI THOMAS
Administrative Assistant	JOANN FUNKHOUSER
Physical Therapist/Trainer	JIM KITTELBERGER



Edward J. DeBartolo
Chairman of the Executive Committee

Edward J. DeBartolo is Chairman of the Board and Chief Executive Officer of The Edward J. DeBartolo Corporation, a privately-held national real estate development firm that designs, builds, owns and operates more shopping centers and enclosed malls than any other builder in the world.

Mr. DeBartolo is a graduate of the University of Notre Dame and a registered civil engineer. He organized his firm in 1948, opened his first shopping center in 1949 and went on to develop over a hundred major, regional centers and enclosed malls within three decades.

In addition to the vast shopping center empire, the DeBartolo family is the nation's largest investor in sports franchises and facilities. Included in this area are the San Francisco Forty-Niners of the National Football League, owned and operated by Edward J. DeBartolo, Jr.; the Pittsburgh Penguins of the National Hockey League, the Pittsburgh Spirit of the Major Indoor Soccer League, the Civic Arena Corporation and the newest addition, the Pittsburgh Maulers of the United States Football League.


Mr. DeBartolo is a civic and community leader and fund-raiser and has headed the Ohio Cancer Crusade and Heart Fund Campaigns. He was also named 1983's "Man of the Year" by both Ohio's Mahoning County and Vectors of Pittsburgh. He is a member of the Thoroughbred Racing Association, Urban Land Institute and the National Realty Committee, and has served on the Board of the International Council of Shopping Centers and on the Advisory Council of the University of Notre Dame.




Team Physicians	DR. WALTER GREISSINGER, DR. STAN BUSHKOFF
Team Dentist	DR. CHARLES KALSON
Team Photographer	TOM ZUCCO
Team Statisticians	JOE DeLUCA, MIKE PICCARDO, GEORGE ZANIC
Organist	KEN REITZ
Public Address Announcer	TAB DOUGLAS
Team Information	
Team Colors	Black, Gold and White
Home Uniforms	Gold with Black and White trim
Away Uniforms	Black with Gold and White trim
Home Arena	Civic Arena
Arena Capacity (soccer)	16,033
Practice Facility	Indoor Sports and Fitness Center, Sewickley, PA
Ticket Prices	\$11, \$9, \$7
Game Times	Evening—7:35; Day—2:05; Weekend Evenings—8:05
Television Affiliation	KDKA-TV, Channel 2 (CBS)
Television Color Commentator	JOHN SANDERS
Radio Affiliation	KQV-1410 AM, WBVP-1230 AM
Radio Color Commentator	BRUNO SCHWARTZ

PITTSBURGH SPIRIT 1984/85 ROSTER


NO.	NAME	POS.	HT.	WT.	AGE	CITIZENSHIP	LAST CLUB
10	STEVE BUTTLE	F	5-7	142	31	England	Spirit
12	PAUL CHILD	F	5-10	170	32	England	Spirit
3	CHARLEY GREENE	F	5-10	160	24	USA	Phoenix Pride
6	DAVID HOGGAN	F	5-10	165	23	Scotland	Spirit
17	ZEEE KAPKA	F	6-0	174	29	Poland	Spirit
18	ERHARDT KAPP	D/M	5-11	167	25	USA	Spirit
15	MARCIO LEITE	F	5-8	139	25	Brazil	Spirit
2	DAVE MacKENZIE	D	5-9	158	28	Canada	Spirit
14	KEVIN MAHER	D	5-10	155	23	USA	Spirit
8	DAVID McNIVEN	M/F	5-7	168	29	Scotland	Bradford City (England)
21	PETER MOWLIK	G	5-11	174	33	Poland	Spirit
3	JOHN O'HARA	D	5-11	165	25	USA	Spirit
16	GREG OSTALCZYK	M	5-7	145	33	Poland	Spirit
1	JOE PAPALEO	G	5-11	170	22	USA	Spirit
11	GORDON SMITH	D/M	5-9	174	30	Scotland	Wolverhampton (England)
19	IAN SYBIS	F	5-5	143	31	Poland	Spirit
5	GEORGE TIGER	M	6-2	170	25	USA	Spirit
7	PAUL TOOMEY	D	5-11	165	28	USA	Spirit
20	ADAM TOPOLSKI	D	5-11	168	32	Poland	Spirit
4	BOB VOSMAER	D/M	5-11	149	33	Holland	Spirit
21	ROGER WYNTER	M/F	5-7	154	19	England	Droheda United (Ireland)




Paul Child




Zee Kapka




Kevin Maher



John O'Hara



Joe Papaleo



Ian Sybis

1983-84 PITTSBURGH SPIRIT FINAL REGULAR SEASON STATISTICS

	GP	G	A	PTS	PIM	BL	PPG	GW
Zee Kapka	46	30	36	66	16	10	0	1
Paul Child	44	41	23	64	28	12	9	2
Ian Sybis	42	35	27	62	4	10	2	7
Dave Hoggan	42	35	22	57	2	25	5	4
Drago Dumbovic	37	32	9	41	4	1	0	3
Dave MacKenzie	44	15	21	36	18	44	1	1
Adam Topolski	42	13	18	31	16	42	2	2
Greg Ostalczyk	46	15	15	30	6	24	0	2
Bob Vosmaer	36	10	15	25	6	79	0	1
Steve Buttle	33	11	10	21	4	10	3	1
Marcio Leite	22	10	9	19	8	5	5	2
John O'Hara	40	6	12	18	4	79	0	1
Kevin Maher	43	6	11	17	14	41	0	1
Luis Alberto	30	6	9	15	8	9	0	1
George Tiger	30	4	6	10	4	14	0	1
Erhardt Kapp	30	4	4	8	10	21	1	2
Keith Tozer	23	2	4	6	8	13	0	0
Peter Mowlik	24	0	3	3	4	0	0	0
Joe Papaleo	25	0	2	2	2	0	0	0
Paul Toomey	12	0	2	2	0	3	0	0
Rick Schweizer	2	0	0	0	2	0	0	0
Others	5	0	1	1	0	0	0	0
Pittsburgh Totals	48	275	259	534	180	442	28	32
Opponent Totals	48	204	181	385	208	604	30	16

HAT TRICKS: Kapka (4), Dumbovic (4), Child (2), Sybis (2), Hoggan, Vosmaer;
SHORTHANDED GOALS: Maher; **PENALTY SITUATIONS:** 90/180 (10th in MISL); **POWER PLAY:** 29/81 35.8% (6th in MISL); **PENALTY KILLING:** 29/78 62.8% (8th in MISL)

Goalkeepers	GP	MIN	SOG	SV	GA	AVG	W-L
Peter Mowlik	24	1387	611	283	94	4.07	16-7
Joe Papaleo	25	1455	648	333	100	4.12	16-8
Rick Schweizer	2	87	34	18	8	5.52	0-1
Others	8	28	5	2	2	4.25	0-0
Pittsburgh Totals	48	2957	1295	636	204	4.14	32-16
Opponent Totals	48	2957	1609	758	275	5.58	16-32



John Kowalski
Spirit Head Coach

Spirit Head Coach John Kowalski enters his fifth season as a head coach in the Major Indoor Soccer League looking for the one thing that has eluded him as a coach in his first four years—a MISL Championship.

Kowalski has played a major role in the development of both the MISL and the Pittsburgh Spirit. He has coached in every year of the league's existence, starting as an assistant coach with the Cincinnati Kids in 1978-79. The following year, the 33-year-old Kowalski joined the Spirit as an assistant coach and was considered the architect behind that team's 13-game winning streak which helped the Spirit gain their first ever playoff berth. The next year, during the 1980-81 season, Kowalski took his first professional head coaching job with the Hartford Hellions.

Recognized as one of the games top tacticians, Kowalski returned to Pittsburgh along with the Spirit in 1981 and was an immediate success. That season, John guided the Spirit to a 31-13 record to become only the second coach in MISL history to lead his team to a 30-win season, a feat he duplicated again last season with a 32-16 record. Kowalski's second season saw the Spirit battle injuries and despite a late season surge, finished with a 24-24 record, just missing the playoffs on a tie-breaker.

The Spirit bounced back last season though, finishing with the second best record in the league. On April 20, 1984, John moved into exclusive company. With the Spirit's 9-2 win over Memphis, he became only the fourth coach in MISL history to win 100 games during his career.

Born in Poland, Kowalski emigrated to the United States in 1965 and became a naturalized citizen in 1974. He played soccer at the University of New Haven where he earned all-New England honors. He began his coaching career with the New Britain Falcons of the Connecticut National League where he posted a 51-4 record. John also serves as a staff coach for the United States Soccer Federation.

Won 32, Lost 16

Date	Spirit	Opp.
11/6	at Clev.	3-4 (L) SO
11/12	N.Y.	5-3 (W)
11/17	at Mem.	3-4 (L) OT
11/19	Balt.	8-5 (W)
11/25	Buff.	8-7 (W)
12/2	K.C.	5-6 (L) OT
12/9	Tac.	8-3 (W)
12/10	at Buff.	8-5 (W)
12/15	Buff.	8-4 (W)
12/20	at Tac.	0-3 (L)
12/22	at L.A.	3-5 (L)
12/23	at Phx.	5-4 (W)
12/29	Mem.	10-3 (W)
12/30	at Balt.	3-4 (L)
1/6	Wich.	9-6 (W)
1/15	at N.Y.	7-1 (W)
1/17	at Mem.	5-1 (W)
1/21	Mem.	9-4 (W)
1/25	at Balt.	6-5 (W)
1/27	Phx.	2-3 (L) OT
1/29	Balt.	5-6 (L) OT
2/3	Tac.	7-6 (W)
2/5	at L.A.	7-6 (W) OT
2/8	at Phx.	1-6 (L)
2/10	Clev.	6-5 (W) OT
2/12	L.A.	2-1 (W)
2/17	at Wich.	4-6 (L)
2/19	at St. L.	3-2 (W) OT
2/22	at N.Y.	7-4 (W)
2/23	Clev.	6-5 (W) OT
2/25	at K.C.	8-5 (W)
3/2	N.Y.	5-4 (W)
3/4	St. L.	5-2 (W)
3/10	Mem.	14-2 (W)
3/11	at Buff.	5-3 (W)
3/14	Balt.	3-4 (L)
3/17	at Clev.	6-4 (W)
3/22	K.C.	6-3 (W)
3/25	at N.Y.	5-6 (L)
3/27	at Buff.	5-6 (L)
3/30	St. L.	5-4 (W)
4/1	at Wich.	4-5 (L) OT
4/4	at Clev.	5-6 (L)
4/6	Buff.	5-4 (W)
4/8	N.Y.	11-6 (W)
4/14	Clev.	5-6 (L) OT
4/19	at Balt.	6-5 (W)
4/20	at Mem.	9-2 (W)

1984-85 SCHEDULE

Nov. 2	Baltimore Blast	8:05
Nov. 10	Kansas City Comets	8:05
Nov. 17	at Las Vegas Americans	7:35
Nov. 21	at Tacoma Stars	7:35
Nov. 23	St. Louis Steamers	8:05
Nov. 28	Dallas Sidekicks	7:35
Nov. 30	at St. Louis Steamers	7:35
Dec. 1	Los Angelesazers	8:05
Dec. 7	at Cleveland Force	8:05
Dec. 15	Chicago Sting	8:05
Dec. 16	at New York Cosmos	7:35
Dec. 21	at Wichita Wings	7:35
Dec. 22	Las Vegas Americans	8:05
Dec. 27	San Diego Sockers	7:35
Dec. 28	at Dallas Sidekicks	7:35
Jan. 4	Minnesota Strikers	8:05
Jan. 10	at Chicago Sting	7:35
Jan. 11	at Minnesota Strikers	7:35
Jan. 13	Cleveland Force	2:05
Jan. 18	New York Cosmos	8:05
Jan. 23	at Tacoma Stars	7:35
Jan. 26	at San Diego Sockers	7:35
Jan. 29	at Las Vegas Americans	7:35
Feb. 1	Kansas City Comets	8:05
Feb. 3	San Diego Sockers	2:05
Feb. 6	St. Louis Steamers	7:35
Feb. 8	at Kansas City Comets	7:35
Feb. 10	at Baltimore Blast	1:05
Feb. 13	at St. Louis Steamers	7:35
Feb. 15	at Wichita Wings	7:35
Feb. 17	Minnesota Strikers	2:05
Feb. 21	Wichita Wings	7:35
Mar. 1	at Baltimore Blast	7:35
Mar. 3	Los Angelesazers	2:05
Mar. 9	at San Diego Sockers	8:35
Mar. 11	at Los Angelesazers	7:35
Mar. 14	Tacoma Stars	7:35
Mar. 16	at Chicago Sting	1:35
Mar. 17	Chicago Sting	2:05
Mar. 22	at Cleveland Force	8:05
Mar. 23	at New York Cosmos	8:05
Mar. 29	Cleveland Force	8:05
Mar. 31	at Kansas City Comets	3:35
Apr. 4	Las Vegas Americans	7:35
Apr. 6	Baltimore Blast	2:05
Apr. 7	at Minnesota Strikers	1:35
Apr. 11	Dallas Sidekicks	7:35
Apr. 13	New York Cosmos	8:05

All times are local times.

Pittsburgh History

The Pittsburgh Spirit enter their sixth MISL campaign and the future has never looked brighter. The Spirit enjoyed one of their best years ever both on and off the field during the 1983-84 season. On the field, the Spirit recorded a 32-16 record, good for second best in the league and a Spirit record for wins in a season. Off the field, the Spirit played before their largest crowds ever. Over 210,000 fans attended Spirit regular season and playoff games, an average of over 8,300 fans per game, up 53% from the previous season.

The Spirit are one of the two remaining charter franchises in the MISL from the inaugural 1978 season. The Spirit managed just a 6-18 record that first year, but their second season saw them reel off a 13-game winning streak which put them in the MISL playoffs with an 18-14 record. Following that year, the Spirit took a one year sabbatical from MISL play, but returned for the 1981-82 season with new, strong ownership which stabilized the franchise.

The new owner, Edward J. DeBartolo, Sr., brought the Spirit back and under the direction of general manager Chris Wright and coach John Kowalski, the team was rebuilt into a squad that compiled the second best record (31-13) in the league that year.

During the 1982-83 season, the Spirit were plagued by injuries and a slow start, but finished with a rush, winning nine of their last 12 games, to finish tied with New York for fourth with a 24-24 record. The Spirit missed out on the playoffs as New York got the berth on a tie-breaker.

Following that season, the Spirit engineered several major acquisitions that helped move the team back to the top of the MISL. The 1983-84 team featured one of the league's most potent offenses along with one of its stingiest defenses.



SAN DIEGO SOCKERS


SAN DIEGO SOCKERS

3500 Sports Arena Blvd., San Diego CA 92110

Telephone 619/224-4625 TELEX 69-7910

San Diego Sports Arena (Cap. 12,948)

Chairman of the Board	ROBERT W. BELL
President	JACK DALEY
Vice President/Head Coach	RON NEWMAN
Assistant Coach	JOHAN AARNIO
Director of Operations	DIANNE SCOTT
Director of Communications	DICK CHRISTMAN
Director of Marketing	MIKE BARAZONE
Director of Broadcasting	RANDY HAHN
Director of Sales	FRANCIS REILLY
Director of Camps & Clinics	ERIC GEYER
Controller	DEE RUTLEDGE
Ticket Operations Manager	MATT CURTO
Executive Secretary	ROCHELLE PINNELL
Administrative Assistant	JANICE HUDGINS
Administrative Assistant	NINA GIBBS
Receptionist	MICHELE SANTIAGO
Ticket Assistant	CORRINE MacDONALD
Account Executives	ERNIE DANESE, ROBERT HAHN, DAVID MILLER, JEFFREY WOODCOCK, TIM LATTA, BRAIN AERIA, CHRISTI DORMAN



Robert W. Bell
Chairman of the Board

The Sockers are beginning their eighth season in San Diego, all under the ownership of Bob Bell. It has been his drive and determination that has created for San Diego one of soccer's most exciting and successful teams.

The Sockers have won three consecutive indoor championships and have made the outdoor playoffs in six of the past seven years, qualifying for the semifinals on five of those occasions.

The Sockers also have been a big hit at the box office and play to near capacity crowds at the Sports Arena and are one of the top drawing soccer teams in the U.S. on the road.

Bell's commitment to the Sockers began in 1977 when he purchased a minority interest in the Las Vegas Quicksilvers. Following that season, he re-organized the ownership group of the financially troubled franchise and moved it to San Diego in the form of the Sockers.

A highly respected commodity and financial adviser, Bell's involvement in the club's affairs became greater as he sought to apply the same energy and enthusiasm that had made him a business success. Following the 1979 season, Bell made the total commitment, purchasing 90 percent of the ownership shares.

Bell attended St. Joseph's University in Philadelphia and played freshman basketball for Jack Ramsey, the long-time head coach of the Portland Trail Blazers.


Bell maintains, along with his wife Gerry, and son Bobby, a condominium in Coronado.



Trainer	LARRY DUENSING
Equipment Manager	DENNIS BROWN
Team Physicians	EDWARD KREUSSER, M.D., ROBERT BUTTON, M.D., GEORGE BILLAUER, D.C.
Locker Room Attendants	PICO OLADE, JOHNNY GARDNER
Photographers	ESSY GHAVAMEDDINI, SAM STONE
Arena	San Diego Sports Arena
Capacity	12,948
Dimensions	200' x 85'
Team Colors	Gold/Royal Blue
Television	KUSI-TV (Channel 51)
TV/Radio Broadcaster	RANDY HAHN
TV Producer	KERMIT SHUMARD
Radio	KOGO (600 AM)
Ticket Prices	\$10, \$8
P.A. Announcers	JOHN DEMOTT, BRUCE BINKOWSKI
Head Statistician	HARRY LOCKWOOD

SAN DIEGO SOCKERS 1984/85 ROSTER


NO.	NAME	POS.	HT.	WT.	AGE	CITIZENSHIP	LAST CLUB
21	FERNANDO CLAVIJO	D	5-10	150	27	Uruguay	Golden Bay Earthquakes
4	ADE COKER	F	5-8	150	30	USA	Sockers
3	GARY COLLIER	D	6-1	175	29	England	Sockers
12	KEVIN CROW	D	6-1	175	23	USA	Sockers
17	STEVE DALEY	M	5-11	172	31	England	Seattle Sounders
10	KAZ DEYNA	M	5-10	160	37	Poland	Sockers
11	VIDAL FERNANDEZ	M	5-9	155	26	USA	Sockers
25	JIM GORSEK	G	5-11	160	29	USA	Sockers
19	GEORGE KATAKALIDIS	D	5-9	160	22	Canada	Golden Bay Earthquakes
5	PAULO MOURA	D	5-11	150	30	Brazil	Sockers
6	CHA CHA NAMDAR	M	5-6	150	28	USA	Sockers
13	GUY NEWMAN	D	5-11	165	26	USA	Sockers
18	HUGO PEREZ	M	5-6	148	21	USA	Sockers
14	BRIAN QUINN	M	5-9	154	24	N. Ireland	Sockers
23	RAFFAELE RUOTOLO	M	5-9	145	19	USA	
17	BRIAN SCHMETZER	D	5-11	165	22	USA	Tulsa Roughnecks
20	BRANKO SEGOTA	M	5-9	160	23	Canada	Golden Bay Earthquakes
27	CALEB SURI	F	5-7	155	18	USA	
1	ZOLTAN TOTH	G	6-3	190	28	Hungary	New York Arrows
15	JEAN WILLRICH	M	6-1	180	31	USA	Sockers
7	STEVE ZUNGUL	F	6-0	175	30	Yugoslavia	Golden Bay Earthquakes




Kevin Crow




Kaz Deyna



Brian Quinn



Branko Segota



Jean Willrich



Steve Zungul

1983-84 SAN DIEGO SOCKERS FINAL REGULAR SEASON STATISTICS*

	GP	G	A	PTS	PIM	BL	PPG	GW
Julie Veev	28	45	29	74	31	4	7	6
Kaz Deyna	27	28	24	52	4	10	6	2
Jean Willrich	29	24	25	49	2	24	3	5
Ade Coker	31	25	14	39	12	3	4	3
Brian Quinn	32	25	11	36	19	25	4	3
Hugo Perez	20	8	15	23	8	5	2	1
G. Wiczorkowski	28	4	12	16	13	21	0	1
Kevin Crow	23	6	9	15	4	30	0	0
Cha Cha Namdar	30	5	7	12	2	20	0	0
Eric Geyer	23	8	4	12	4	20	0	1
Lorenz Hilkes	15	7	4	11	4	1	0	0
Paulo Moura	23	7	3	10	2	14	1	0
Peter Skouras	22	3	6	9	2	1	0	0
Guy Newman	30	5	4	9	8	84	0	1
Martin Donnelly	19	4	3	7	18	27	0	0
Vidal Fernandez	5	1	4	5	0	0	0	0
Gary Collier	32	2	1	3	14	57	0	0
Gerry O'Kane	8	3	0	3	4	1	0	0
Alan Mayer	14	0	2	2	10	0	0	0
Willy Morcillo	4	0	2	2	2	0	0	0
Jim Gorsek	17	0	2	2	0	0	0	0
San Diego Totals	32	196	172	368	161	345	25	21
Opponent Totals	32	148	147	295	172	287	19	11

*NASL Indoor Stats

HAT TRICKS: Veev (9), Deyna (3), Willrich, Quinn; **SHORTHANDED GOALS:** Donnelly; **PENALTY SITUATIONS:** 76/161; **POWER PLAY:** 25/71 35%; **PENALTY KILLING:** 47/66 71%

Goalkeepers	GP	MIN	SOG	SV	GA	AVG	W-L
Jim Gorsek	18	1073	531	257	73	4.08	14-4
Alan Mayer	14	805	380	168	71	5.29	7-7
Martin Donnelly	1	1	1	0	1	30.00	0-0
Kaz Deyna	2	4	1	0	1	13.30	0-0
Lorenz Hilkes	7	25	5	3	1	2.37	0-0
Cha Cha Namdar	2	5	0	0	0	0.00	0-0
Brian Quinn	3	3	1	0	1	17.00	0-0
San Diego Totals	32	1921	919	428	148	4.62	21-11
Opponent Totals	32	1921	953	479	196	6.12	11-21



Ron Newman Sockers Head Coach

This past summer Ron Newman was named the NASL's "Coach-of-the-Year." He led an amazing comeback by the Sockers, who won their final five regular-season games to overcome a 36-point deficit to Vancouver and win the Western Division.

Such heroics are not unusual for Newman-coached teams. He's the NASL all-time winningest coach with 208 victories.

But as successful a coach Newman is outdoors, he's even better indoors. . . .

He has directed the Sockers to three consecutive indoor championships—the NASL in 1981-82 and 1983-84 and the MISL in 1982-83. His record indoors is 88-49, a winning percentage of .642. His playoff record is 19-2, a winning percentage of .905.

Newman has been an innovator of the indoor game. During the Sockers' championship season in the MISL, he introduced the "Super Power Play," a tactic that paid big dividends during the stretch run and the playoffs.

When the Socks won the MISL crown, it completed a "grand slam" for Newman. It was the fourth different professional soccer league in the United States that a Newman-coached team had won.

Newman captured the NASL outdoor title with the Dallas Tornado in 1971, the American Soccer League crown with the Los Angeles Skyhawks, and, of course, the NASL indoor with the Socks in 81-82 and again in 83-84.

His all-time coaching record is 311-222-27.

A native of Portsmouth, England, Newman played 13 years in the English League, seven of those with Portsmouth in the First and Second Divisions. He came to the United States in 1967 to play with the Atlanta Chiefs of the National Professional Soccer League and closed out his playing career as player-coach of Dallas in 1970. He coached Dallas for seven years before moving onto Ft. Lauderdale where he led the Strikers to a 19-7 record, the club's best mark ever in 1977. He was selected "Coach-of-the-Year" that season. He guided the Strikers for two more seasons before signing with the Sockers on July 2, 1980.



1984-85 SCHEDULE

Nov. 3	Minnesota Strikers	7:35	Feb. 1	at Baltimore Blast	7:35
Nov. 7	at Dallas Sidekicks	7:35	Feb. 3	at Pittsburgh Spirit	2:05
Nov. 11	at Las Vegas Americans	6:05	Feb. 6	New York Cosmos	7:35
Nov. 17	Los Angeles Lazers	7:35	Feb. 8	Wichita Wings	7:35
Nov. 24	Chicago Sting	7:35	Feb. 10	at Cleveland Force	6:35
Nov. 28	at Tacoma Stars	7:35	Feb. 13	at Chicago Sting	7:35
Nov. 30	Kansas City Comets	7:35	Feb. 15	at St. Louis Steamers	7:35
Dec. 7	at St. Louis Steamers	7:35	Feb. 17	at Wichita Wings	2:35
Dec. 8	at Kansas City Comets	7:35	Feb. 20	Las Vegas Americans	7:35
Dec. 15	St. Louis Steamers	7:35	Mar. 1	Cleveland Force	7:35
Dec. 19	Dallas Sidekicks	7:35	Mar. 3	at Kansas City Comets	3:35
Dec. 21	New York Cosmos	7:35	Mar. 5	Dallas Sidekicks	7:35
Dec. 23	at Los Angeles Lazers	6:05	Mar. 9	Pittsburgh Spirit	8:35
Dec. 26	at Cleveland Force	8:05	Mar. 15	Wichita Wings	7:35
Dec. 27	at Pittsburgh Spirit	7:35	Mar. 17	at Dallas Sidekicks	2:35
Dec. 29	at Baltimore Blast	7:35	Mar. 20	at Tacoma Stars	7:35
Dec. 30	at New York Cosmos	7:35	Mar. 22	Chicago Sting	7:35
Jan. 5	Kansas City Comets	7:35	Mar. 24	at Wichita Wings	2:35
Jan. 11	Tacoma Stars	7:35	Mar. 26	at Minnesota Strikers	7:35
Jan. 17	Baltimore Blast	7:35	Mar. 30	Las Vegas Americans	7:35
Jan. 19	Minnesota Strikers	7:35	Apr. 5	Tacoma Stars	7:35
Jan. 24	Cleveland Force	7:35	Apr. 6	at Los Angeles Lazers	2:05
Jan. 26	Pittsburgh Spirit	7:35	Apr. 13	Los Angeles Lazers	7:35
Jan. 30	at New York Cosmos	7:35	Apr. 14	at Las Vegas Americans	6:05

All times are local times.

San Diego History

Two words—popular and successful—best describe the San Diego Sockers.

The Sockers have captured three straight indoor championships and have caught the fancy of sports fans in San Diego.

They averaged 11,415 during the regular-season and 11,857 during the playoffs in winning the North American Soccer League indoor crown last spring.

The Socks began indoor play back in 1980-81 and ended that inaugural season with a 6-12 mark.

There hasn't been much losing for the Sockers since. In 1981-82, the Socks brought San Diego its first sports championship since the Chargers captured the American Football League in 1963 when they took the NASL indoor title.

The Socks joined the MISL for the 1982-83 season. It was a new league but the results were the same—another championship. The Socks averaged 8,081 during the regular-season and 11,610 for the playoffs that season.

The Sockers originally joined the NASL as the Baltimore Comets in 1974. After a two-year study in Baltimore, the club moved to San Diego (1976) and then Las Vegas the following year (1977). In 1978, the franchise was switched back to San Diego and named the Sockers.

The Sockers made the outdoor playoffs six of the past seven years and won the Western Division in four of those seasons.

They became full-fledge members of the MISL this past summer.





ST. LOUIS STEAMERS

212 N. Kirkwood, St. Louis MO 63122
 Telephone 314/821-1111 TWX 910-760-1928
 The Arena (Cap. 17,931)




Team Officers

President and Chief Operating Officer THOMAS BOWERS
 Executive Vice President TERRY FLANAGAN
 Treasurer NORM OBERMOELLER
 Secretary DANIEL DEVEREAUX
 Vice President NOEL JEMAS, DAVID HESS, JAMES L. FOX,
 MARVIN MANN, LEONARD MESSINGER, ALEC MESSING

Front Office

General Manager MIKE SANGER
 Director of Marketing TOM CANNEY
 Business Manager DAVE PIERATT
 Director of Media Relations KIRK RONE
 Director of Community Relations/
 Missile Magazine Coordinator CHRISTOPHER LITTLE
 Ticket Manager TOM MEIHAUS
 Sales Coordinator GREG ZINK
 Sales Representative DONNA LANTER
 Sales Representative FRED REITZ
 Sales Representative KATHY McGRATH



Thomas M. Bowers
 President

Tom Bowers heads a consortium of four local businessmen that purchased majority ownership of the Steamers from Ben Kerner, Stan Musial, Joe Garagiola and several other St. Louis investors in July of 1984. Bowers and the new ownership have adopted the slogan of "YOU'LL LIKE WHAT YOU SEE" for the upcoming season and have concentrated on increasing the team's civic and community involvement. Other current owners include St. Louis lawyers Daniel R. Devereaux and Terry J. Flanagan plus Norman W. Obermoeller, Jr., owner of Obermoeller graphics in St. Louis.


Bowers is president of Bowers and Associates, Inc. a sales promotion agency that he started in St. Louis, and owner of AIMCO, an advertising and premium merchandise company. He has been closely associated with the Steamers the past four years, handling many of the Steamers promotional and marketing programs.

Also as a direct result of Bowers' influence, there is a growing awareness of the Steamers' role in the St. Louis community. The Steamers have increased their promotional efforts and have added emphasis to player appearances. The Steamers' personal appearance schedule has more than tripled, while organizations such as the United Way, American Cancer Society, and the Association of Retarded Citizens have either been added to the Steamers' list of supported charities, or have received increased Steamer efforts.


Bowers is a native-born St. Louisan and lives in St. Louis County with his wife, Nancy, and their three children. The remainder of the Steamers' ownership is also St. Louis-born. Devereaux and Flanagan assist in the team's legal matters and Obermoeller produces much of the Steamers' graphics for advertising, brochures and in-house publications.




Executive Secretary DANA KRAMER
 Administrative Secretary JACKIE KREFT
 Soccer Operation
 Head Coach DAVE CLEMENTS
 Medical Director DR. ROBERT E. BURDGE, M.D.
 Medical Staff DR. SIMON BAUMGARTEN, D.D.S.,
 DR. BEN MILDER, M.D.—Ophthalmologist
 DR. J. DENNIS SAFFA, M.D.—Internist, DR. DAVID SCHLITT, M.D.—Internist
 Trainers BILL HOPFINGER, BILL JENNINGS
 Equipment Manager GEORGE HANHEIDE
 Club Information
 Franchise Granted July 31, 1979
 First Season 1979-80
 Team Colors Cyan Blue/Royal Blue/White
 Home Arena The Arena
 Capacity 17,931
 Field Size 200' by 85'
 Division Eastern



Tony Bellinger




Sam Bick




Jeff Cacchiatore

ST. LOUIS STEAMERS 1984/85 ROSTER


NO.	NAME	POS.	HT.	WT.	AGE	CITIZENSHIP	LAST CLUB
6	TONY BELLINGER	D	5-10	151	27	USA	Steamers
3	ARMANDO BETANCOURT	F	6-1	173	27	Honduras	Racing Club (France)
17	SAM BICK	D	5-11	180	30	USA	Steamers
12	JEFF CACCIATORE	F	5-4	125	26	USA	Steamers
8	RICK DAVIS	M	5-8	160	25	USA	Steamers
7	DARYL DORAN	M	5-11	170	21	USA	Steamers
14	DON DROEGE	D	6-1	185	28	USA	Steamers
9	DON EBERT	F	6-0	170	25	USA	Steamers
22	TONY GLAVIN	F	5-6	150	26	Scotland	Steamers
15	LARRY HULCER	M	5-9	160	27	USA	Steamers
30	SLOBO ILIJEVSKI	G	6-0	165	35	Yugoslavia	Steamers
4	GREG KENNEDY	D	5-9	150	22	USA	Minnesota Strikers
10	TY KEOUGH	M	5-11	160	28	USA	Steamers
19	REDMOND LANE	M	5-8	148	28	Ireland	Steamers
5	DUNCAN MacEWAN	M	5-10	150	26	Scotland	Steamers
26	KEN McDONALD	D	6-2	180	26	USA	Steamers
16	NJEGO PESA	F	5-10	165	26	USA	Steamers
31	BILLY PHILLIPS	G	6-1	170	28	USA	Steamers
2	CARL ROSE	D	5-9	145	32	Canada	Steamers
11	TIM SCHULZ	D	6-1	170	22	USA	Golden Bay Earthquakes
32	JIM TIETJENS	G	5-11	175	24	USA	Kansas City Comets
13	TONY WALTERS	F	5-7	153	26	USA	Steamers



Daryl Doran



Don Ebert




Slobo Ilievski

1983-84 ST. LOUIS STEAMERS FINAL REGULAR SEASON STATISTICS

	GP	G	A	PTS	PIM	BL	PPG	GW
Carl Rose	36	4	10	14	18	27	1	1
Steve Pecher	8	1	2	3	6	4	0	0
Duncan MacEwan	39	13	12	25	6	20	1	2
Tony Bellinger	45	7	12	19	16	37	0	0
Daryl Doran	45	19	28	47	16	18	2	1
Ricky Davis	43	36	21	57	16	7	6	4
Don Ebert	35	21	17	38	20	3	5	4
Ty Keough	45	3	4	7	4	28	0	0
Jeff Cacciatore	48	19	8	27	2	6	0	4
Tim Walters	45	28	11	39	18	21	6	2
Don Droege	17	0	2	2	6	13	0	0
Larry Hulcer	26	2	8	10	0	10	0	0
Njogo Pesa	18	16	5	21	2	5	3	1
Njogo Pesa	45	34	13	47	14	7	6	2
Sam Bick	48	7	16	23	12	64	0	2
Neil Cohen	42	1	8	9	16	33	0	0
Redmond Lane	34	16	17	33	4	7	5	2
Sean Mulqueeny	9	0	1	1	0	0	0	0
Tony Glavin	18	24	8	32	4	2	5	2
Mike O'Mara	20	3	4	7	6	1	0	1
Ken McDonald	24	2	4	6	2	12	1	0
Slobo Ilijevski	40	0	4	4	16	0	0	0
Billy Phillips	8	0	2	2	0	0	0	0
John Houska	1	0	0	0	4	0	0	0
Eric Delabar	2	0	0	0	0	0	0	0
St. Louis Totals	48	222	213	435	198	318	35	26
Opponent Totals	48	202	187	389	262	413	27	22

HAT TRICKS: Davis (3), Glavin (2), Cacciatore, Pesa; **SHORTHANDED GOALS:** Cacciatore, Rose; **PENALTY SITUATIONS:** 99/198 (7th in MISL); **POWER PLAY:** 33/112 29.5% (11th in MISL); **PENALTY KILLING:** 26/85 69.4% (1st in MISL)

Goalkeepers	GP	MIN	SOG	SV	GA	AVG	W-L
Steve Pecher	2	14	5	3	1	4.35	0-0
Ricky Davis	2	3	1	0	1	20.00	0-1
Sam Bick	18	90	20	12	7	4.67	1-0
Slobo Ilijevski	40	2336	1085	668	143	3.67	22-15
Billy Phillips	8	336	150	99	30	5.36	3-3
John Houska	1	58	21	6	8	8.25	0-1
Eric Delabar	2	107	51	30	12	6.74	0-2
St. Louis Totals	48	2942	1333	818	202	4.12	26-22
Opponent Totals	48	2942	1604	996	222	4.53	22-26



David Clements
Steammers Head Coach

In his first full season as head coach of the Steammers, Dave Clements brought the team within one step of the MISL Championship crown, and returned the Western Division title to St. Louis. This season, the Steammers return much of their championship qualifying team and promise to provide Steamer fans the same fast action and winning style of past years.

One of Clements' main contributions to the Steamer team has been the introduction of the "Total Soccer" concept. All players contribute at both ends of the field, offensively and defensively. His coaching tactics became particularly evident during an injury-prone period of last season when several players were called upon to fill in positions they weren't usually accustomed to.

Before joining the Steammers, Clements was head coach for the Denver Avalanche of the MISL from 1980-82. In two seasons, he compiled a 35-49 record and took the Avalanche into the playoffs against the Steammers in 1982. Clements also coached for the Colorado Caribous of the NASL in the summer of 1978.

Clements played midfield in the NASL for the New York Cosmos (behind the great Pele) and for Colorado. Prior to the NASL, he played 14 years of English soccer with Wolverhampton, Coventry, Sheffield Wednesday and Everton. He began playing soccer in Ireland and captained every level of Northern Ireland teams, from school boy through National team level. He also served as player/coach of the Irish National team.

Born in Millbrook, Northern Ireland, Clements resides in St. Louis.

Won 26, Lost 22

Date	Steammers	Opp.
11/4	at Mem.	6-4 (W)
11/6	Phx.	5-2 (W)
11/9	at Tac.	4-3 (W) OT
11/18	Clev.	7-6 (W)
11/23	Wich.	7-5 (W)
11/25	Balt.	5-6 (L)
11/26	at Buff.	6-9 (L)
12/2	Tac.	2-4 (L)
12/9	at K.C.	7-8 (L)
12/10	at Wich.	5-6 (L) OT
12/14	K.C.	5-6 (L)
12/23	N.Y.	4-1 (W)
12/26	L.A.	5-3 (W)
12/29	at Phx.	4-5 (L) OT
12/30	Wich.	7-5 (W)
1/2	at N.Y.	3-4 (L)
1/6	at Clev.	5-2 (W)
1/7	Phx.	8-2 (W)
1/13	Balt.	3-2 (W) OT
1/17	at Tac.	3-1 (W)
1/21	at L.A.	4-3 (W) OT
1/25	Buff.	9-2 (W)
1/26	at Wich.	1-8 (L)
1/29	L.A.	4-5 (L)
2/3	K.C.	6-4 (W)
2/5	at K.C.	4-3 (W)
2/12	Tac.	4-3 (W) OT
2/17	at Balt.	1-3 (L)
2/19	Pitt.	2-3 (L) OT
2/23	at Phx.	5-7 (L)
2/25	at L.A.	2-8 (L)
2/29	at Tac.	3-4 (L) OT
3/2	Wich.	3-0 (W)
3/4	at Pitt.	2-5 (L)
3/9	Clev.	4-7 (L)
3/11	N.Y.	6-5 (W)
3/16	Mem.	10-3 (W)
3/21	Phx.	6-1 (W)
3/24	at Wich.	2-4 (L)
3/25	at K.C.	3-2 (W) OT
3/30	at Pitt.	4-5 (L)
4/1	at Buff.	4-5 (L)
4/6	Tac.	7-6 (W) OT
4/8	at Mem.	6-5 (W)
4/14	K.C.	3-4 (L)
4/16	at L.A.	6-5 (W) OT
4/19	at Phx.	6-3 (W)
4/21	L.A.	4-5 (L)

1984-85 SCHEDULE

Nov. 2	Chicago Sting	7:35
Nov. 8	at Baltimore Blast	7:35
Nov. 13	Tacoma Stars	7:35
Nov. 17	Cleveland Force	7:35
Nov. 23	at Pittsburgh Spirit	8:05
Nov. 24	at Minnesota Strikers	7:35
Nov. 30	Pittsburgh Spirit	7:35
Dec. 1	at Dallas Sidekicks	7:35
Dec. 7	San Diego Sockers	7:35
Dec. 13	at Las Vegas Americans	7:35
Dec. 15	at San Diego Sockers	7:35
Dec. 19	at Los Angeles Lazers	7:35
Dec. 23	Kansas City Comets	7:35
Dec. 28	at Cleveland Force	8:05
Dec. 30	Dallas Sidekicks	7:35
Jan. 4	Baltimore Blast	7:35
Jan. 9	at Tacoma Stars	7:35
Jan. 11	at Los Angeles Lazers	7:35
Jan. 16	at Kansas City Comets	7:35
Jan. 18	at Wichita Wings	7:35
Jan. 19	Los Angeles Lazers	7:35
Jan. 23	Wichita Wings	7:35
Jan. 24	at Chicago Sting	7:35
Jan. 27	New York Cosmos	2:05
Jan. 30	Chicago Sting	7:35
Feb. 1	Minnesota Strikers	7:35
Feb. 4	at New York Cosmos	7:35
Feb. 6	at Pittsburgh Spirit	7:35
Feb. 8	Tacoma Stars	7:35
Feb. 13	Pittsburgh Spirit	7:35
Feb. 12	at New York Cosmos	7:35
Feb. 15	San Diego Sockers	7:35
Feb. 17	at Chicago Sting	7:35
Mar. 1	Las Vegas Americans	7:35
Mar. 3	at Baltimore Blast	1:05
Mar. 9	Cleveland Force	7:35
Mar. 13	New York Cosmos	7:35
Mar. 15	Dallas Sidekicks	7:35
Mar. 16	at Cleveland Force	8:05
Mar. 22	Minnesota Strikers	7:35
Mar. 24	at Kansas City Comets	3:35
Mar. 28	at Las Vegas Americans	7:35
Mar. 30	at Tacoma Stars	7:35
Apr. 3	Baltimore Blast	7:35
Apr. 5	at Minnesota Strikers	7:35
Apr. 6	Wichita Wings	7:35
Apr. 12	Kansas City Comets	7:35
Apr. 14	at Wichita Wings	2:35

All times are local times.

St. Louis History

The St. Louis Steammers feature a unique blend of solid fan support, predominantly local talent and a strong winning tradition. Five years ago the Steammers entered the MISL and became an instant crowd favorite.

In the Steammers initial contest on December 14, 1979, an overflow crowd of 18,005 witnessed the birth of indoor soccer in St. Louis. The Steammers have drawn over 1.5 million fans in the franchise's history, and prior to the 1984-85 season, they were the only MISL team to cross the one million mark.

Another trademark of the Steamer's squad is the use of American born players, and in particular, native St. Louisans. The Steammers have maintained a local flavor on the roster since their inception and have added to the team's competitiveness with top international players.

The Steammers regained the Western Division title last season and advanced to the MISL Championship Round. Their championship appearance was the third time in four years that the Steammers advanced that far. In the last four seasons, the Steammers have led the MISL in team defense three times and have won three division titles.




Tacoma Stars

TACOMA STARS

CS 2267—1121 A Street, Tacoma WA 98401
 Telephone 206/627-8474 TWX 910-441-2602
 Tacoma Dome (Cap. 20,284)



John Best President



The leadership of the Tacoma Stars is in the capable hands of one of the most popular personalities ever involved in soccer in the Pacific Northwest.

Since coming to the Seattle Sounders as head coach in the team's inaugural season in 1974, Best has established himself as a classy and talented sports executive.

He coached the Sounders for three seasons before moving to the Vancouver Whitecaps in 1977 as general manager. A year later, Best was elevated to president, a position he held through 1980.

Private business occupied Best's attention in 1981 before he returned to the Sounders at mid-year the following season.

Among his accomplishments were directing the Whitecaps to the Soccer Bowl and championship of the North American Soccer League in 1979 as well as leading the Sounders into Soccer Bowl in 1982, where they were defeated by the New York Cosmos 1-0.


As a result of his efforts in building the Whitecaps into one of Canada's most successful sports franchises, Best was honored as Marketing Executive of the Year in Canada for 1980.

He played in the NASL from 1967 through 1973 and was an all-star defender with the Dallas Tornado. Best played in two league championship games with the Tornado and in four such appearances, both as player and administrator, has won twice and lost twice.




Board of Directors	RUSS AMICK, ELBERT BAKER, JOHN BEST, BRAD CHENEY, JOHN LONG, W. HOWARTH MEADOWCROFT, GARY MILGARD, JIM MILGARD, EARL POWELL, BILL WEYERHAEUSER, GEORGE WEYERHAEUSER, LOWERY WYATT, DAVE YOUNG
Team Information	
President/Director	JOHN BEST
Director of Operations	CLAUDIA BEST
Vice President/Head Coach	FREDDIE GOODWIN
Assistant Coach	BOB McNAB
Director of Public Relations	BRIAN FLAJOLE
Director of Sales	FRANK COLARUSSO
Director of Community Relations	BRUCE CANNON


Ticket Supervisor	LILLIAN CEREGHINO
Trainer	BRUCE SNELL
Community Relations Consultant	DARRELL NELSON
Accountant	JUDY REW
Office Manager	PATTY KELLY
Receptionist	LA DONNA PHILLIPS
Area	Tacoma Dome
Capacity	20,284
Playing Surface	Super Turf
Dimensions	200' x 85'
Team Colors	Blue, Orange, and Yellow
Ticket Prices	\$9.50, \$7.50, \$5.50



John Baretta




Ralph Black




Ray Evans

TACOMA STARS 1984/85 ROSTER


NO.	NAME	POS.	HT.	WT.	AGE	CITIZENSHIP	LAST CLUB
24	JOHN BARETTA	G	6-0	185	28	Canada	Stars
7	TIM BARTRO	F	5-10	150	20	USA	Golden Bay Earthquakes
12	RALPH BLACK	D	5-7	148	21	USA	Stars
27	CHARLIE CAREY	F	5-7	150	26	Canada	Stars
13	TONY CHURSKY	G	5-11	165	31	Canada	Stars
15	MIKE ENNEKING	F	6-2	185	23	USA	Stars
2	RAY EVANS	D	5-11	178	34	England	Stars
4	GARY HEALE	F	6-0	180	26	England	Stars
21	CHRIS HELLENKAMP	M	5-11	160	23	USA	Stars
23	JOE JAMES	D	5-11	185	23	USA	Phoenix Pride
9	BOB LENARDUZZI	D	6-0	160	28	Canada	Vancouver Whitecaps
11	PAUL MAGUIRE	F	5-8	160	27	Scotland	State City (England)
20	JIMMY McALISTER	D	5-8	145	27	USA	Stars
26	MATTY MILLER	M	5-8	154	20	USA	Stars
14	DALE MITCHELL	F	6-0	160	26	Canada	Stars
5	NEIL MEGSON	D	6-2	170	22	England	Stars
19	TOM MURRAY	D	6-2	180	24	USA	Buffalo Stallions
6	MARK PETERSON	F	5-11	165	24	USA	Stars
3	JIM SINCLAIR	D	5-7	165	32	Canada	Stars
17	GEOFF WALL	M	5-9	160	20	USA	Stars
10	JOE WATERS	M	5-6	155	30	Ireland	Grimsby Towne (England)
25	TAD WILLOUGHBY	M	5-7	145	24	USA	



Dale Mitchell



Mark Peterson



Jim Sinclair


1983-84 TACOMA STARS FINAL REGULAR SEASON STATISTICS

	GP	G	A	PTS	PIM	BL	PPG	GW
Ray Evans	44	20	25	45	26	64	5	6
Jim Sinclair	48	10	11	21	18	91	0	0
Gary Heale	35	13	20	33	22	10	4	0
Neil Megson	44	5	6	11	16	61	0	0
Zach Ledic	3	0	0	0	0	2	0	0
Mark Peterson	43	38	20	58	10	28	4	2
Stewart Jump	17	0	1	1	2	6	0	0
Alan Taylor	2	0	0	0	0	1	0	0
Zequinha	10	6	3	9	0	2	3	3
Peter Stipanick	2	1	0	1	0	0	0	0
Charlie Carey	47	27	12	39	0	15	2	2
Paul Roe	44	2	4	6	24	19	0	0
Ralph Black	46	14	27	41	30	55	2	0
Tony Chursky	13	0	0	0	4	0	0	0
Dale Mitchell	33	35	18	53	6	3	6	4
Richie Parchment	5	0	0	0	0	2	0	0
Mike Enneking	26	3	6	9	0	5	1	1
Tony Towers	27	4	14	18	14	19	1	0
Geoff Wall	45	4	3	7	0	23	0	0
Lawrence Tierney	3	0	0	0	0	0	0	0
Flemming Pehrson	27	21	5	26	10	2	2	2
Frank Barton	33	2	4	6	8	24	0	0
Jimmy McAlister	42	9	10	19	10	36	1	1
Chris Hellenkamp	6	0	0	0	0	1	0	0
Bob McNab	1	0	0	0	0	1	0	0
Danko Grgic	27	11	15	26	2	10	1	1
John Baretta	33	0	1	1	6	0	0	0
Matty Miller	1	0	0	0	0	0	0	0
Tacoma Totals	48	225	205	430	216	486	34	22
Opponent Totals	48	223	202	425	232	405	33	26

HAT TRICKS: Peterson (4), Mitchell (2), Evans, Black; **SHORTHANDED GOALS:** Wall (2); **PENALTY SITUATIONS:** 109/218 (5th in MISL); **POWER PLAY:** 33/102 (32.4% (10th in MISL)); **PENALTY KILLING:** 33/94 (64.9% (6th in MISL))

Goalkeepers	GP	MIN	SOG	SV	GA	AVG	W-L
Cliff Brown	4	198	95	48	17	5.15	1-2
Jim Sinclair	16	98	17	8	2	1.22	4-2
Tony Chursky	18	908	471	244	69	4.56	5-7
Richie Parchment	1	1	0	0	0	0.00	0-0
Tony Towers	2	14	5	2	2	8.57	0-0
Geoff Wall	3	10	1	1	0	0.00	1-0
Frank Barton	4	6	5	2	3	30.0	0-1
John Baretta	34	1740	898	472	130	4.48	11-14
Tacoma Totals	48	2975	1490	777	223	4.50	22-26
Opponent Totals	48	2975	1321	681	225	4.54	26-22

Freddie Goodwin Stars Head Coach



Freddie Goodwin became head coach of the Stars on December 16, 1983, after the team had gotten off to a dismal start of 1-11. Coach Goodwin turned the club around, winning 21 of the teams final 36 games, including winning 11 in a row at home.

Goodwin brings an exceptional soccer background as a player, coach, and administrator to the Stars in his position as Vice President/Head Coach.

Goodwin was the man largely responsible for the success of the Minnesota Kicks in the late 1970's when he coached them to three consecutive division titles from 1976 through 1978.

In addition, the Kicks played Toronto in the Soccer Bowl at the Kingdome in Seattle in 1976.

The Stars vice president also served as president of the Minnesota franchise, when its attendance figures were among the best in the league.

Goodwin coached for ten years in the English First Division, two at Scunthorpe, two at Brighton and six seasons at Birmingham City.

He took Birmingham City from the bottom of the Second Division to the First Division and appeared in the FA Cup semi-finals in 1972 and 1975.

Goodwin played 12 seasons of professional soccer in the First Division with Manchester United and Leeds, playing in the FA Cup Final with Manchester United in 1958.

Won 22, Lost 26

Date	Stars	Opp.
11/5	L.A.	2-6 (L)
11/9	St. L.	3-4 (L) OT
11/12	at Phx.	2-5 (L)
11/16	Buff.	5-7 (L)
11/23	Clev.	5-6 (L) OT
11/29	N.Y.	4-5 (L) SO
12/2	at St. L.	4-2 (W)
12/4	at Wich.	5-6 (L) OT
12/6	at Clev.	2-5 (L)
12/9	at Pitt.	3-8 (L)
12/11	at Balt.	7-8 (L)
12/14	Wich.	3-5 (L)
12/17	Phx.	8-7 (W)
12/20	Pitt.	3-0 (W)
12/28	K.C.	2-3 (L)
1/6	at K.C.	5-6 (L)
1/7	at Wich.	7-5 (W)
1/14	at Phx.	5-6 (L) OT
1/17	St. L.	1-3 (L)
1/21	Balt.	7-8 (L) OT
1/25	N.Y.	8-4 (W)
1/27	at L.A.	7-5 (W)
1/28	Wich.	4-3 (W)
2/1	at Mem.	4-5 (L)
2/3	at Pitt.	6-7 (L)
2/5	at Buff.	2-6 (L)
2/8	Mem.	6-2 (W)
2/10	at K.C.	6-5 (W)
2/12	at St. L.	3-4 (L) OT
2/19	at L.A.	2-3 (L) OT
2/22	Buff.	7-3 (W)
2/25	at Phx.	3-2 (W)
2/29	St. L.	4-3 (W) OT
3/3	L.A.	8-4 (W)
3/6	at Mem.	5-4 (W)
3/9	at N.Y.	5-4 (W) OT
3/10	at Balt.	6-7 (L) OT
3/14	K.C.	3-2 (W)
3/24	Phx.	8-6 (W)
3/28	Wich.	7-4 (W)
3/30	at K.C.	3-5 (L)
4/4	Phx.	5-3 (W)
4/6	at St. L.	6-7 (L) OT
4/7	at Wich.	5-4 (W) OT
4/10	Clev.	7-4 (W)
4/12	at L.A.	3-4 (L)
4/14	L.A.	5-6 (L)
4/21	K.C.	4-3 (W) OT

1984-85 SCHEDULE

Nov. 3	New York Cosmos	7:35
Nov. 9	at Minnesota Strikers	7:35
Nov. 13	at St. Louis Steamers	7:35
Nov. 17	Wichita Wings	7:35
Nov. 21	Pittsburgh Spirit	7:35
Nov. 23	at Kansas City Comets	7:35
Nov. 24	at Wichita Wings	7:35
Nov. 28	San Diego Sockers	7:35
Dec. 1	Chicago Sting	7:35
Dec. 4	at Dallas Sidekicks	7:35
Dec. 6	at Chicago Sting	7:35
Dec. 9	at Cleveland Force	6:35
Dec. 11	at New York Cosmos	7:35
Dec. 15	Los Angeles Lazers	7:35
Dec. 22	Dallas Sidekicks	7:35
Dec. 28	Minnesota Strikers	7:35
Jan. 2	Kansas City Comets	7:35
Jan. 5	at Los Angeles Lazers	7:35
Jan. 9	St. Louis Steamers	7:35
Jan. 11	at San Diego Sockers	7:35
Jan. 12	Baltimore Blast	7:35
Jan. 18	at Kansas City Comets	7:35
Jan. 19	at Dallas Sidekicks	7:35
Jan. 23	Pittsburgh Spirit	7:35
Jan. 26	Wichita Wings	7:35
Feb. 3	at Las Vegas Americans	6:05
Feb. 6	Las Vegas Americans	7:35
Feb. 8	at St. Louis Steamers	7:35
Feb. 9	at Minnesota Strikers	7:35
Feb. 12	Dallas Sidekicks	7:35
Feb. 16	New York Cosmos	7:35
Feb. 19	at Wichita Wings	7:35
Feb. 27	Cleveland Force	7:35
Mar. 2	at Chicago Sting	1:35
Mar. 5	at New York Cosmos	7:35
Mar. 8	at Baltimore Blast	7:35
Mar. 13	at Cleveland Force	8:05
Mar. 14	at Pittsburgh Spirit	7:35
Mar. 16	Los Angeles Lazers	7:35
Mar. 20	San Diego Sockers	7:35
Mar. 23	Baltimore Blast	7:35
Mar. 27	Chicago Sting	7:35
Mar. 30	St. Louis Steamers	7:35
Apr. 3	at Los Angeles Lazers	7:35
Apr. 5	at San Diego Sockers	7:35
Apr. 6	at Las Vegas Americans	7:35
Apr. 10	Kansas City Comets	7:35
Apr. 13	Las Vegas Americans	7:35

All times are local times.

Tacoma History

The Tacoma Stars were accepted into the Major Indoor Soccer League on June 29, 1983 when a group of prominent businessmen, proud of their community, banded together to bring a major league sports team to the city of Tacoma.

John Best, one of the most popular and competent soccer figures in the Pacific Northwest, was selected as club President and given the responsibility of overseeing the day-to-day operation of the club.

Best quickly assembled a solid organization, and in only 45 days from the date the lease was signed with the Tacoma Dome, the Stars opened in their first ever MISL game on November 5, 1983.

After a rocky start of 1-11, vice president Freddie Goodwin took over the head coaching position. Goodwin led the team from dead last to missing the playoffs by a single game. He compiled what many said was one of the greatest comebacks in sports, and led the team to a MISL record number of wins for a first year club with 22.

From a record of 22-26 in the Stars inaugural season, the team started a happening in Tacoma, as attendance rose from just over 5,000 people to an eye catching crowd of 10,000 plus people in the last three games.


The 1984/85 season holds much promise for the second year Stars, and this promise brings with it many exciting moments for the people of Tacoma and the teams of the MISL.





WICHITA WINGS

114 So. Broadway, Wichita KS 67202
 Telephone 316/262-3545 TWX 910-741-0007
 Kansas Coliseum (Cap. 9,681)



Bill Kentling

Frank Carney, Bill Kentling & Roy Turner Management Team

Frank Carney, Bill Kentling and Roy Turner form the management team which represents over 60 local investors in the operation of the Wichita Wings.

Carney, known internationally as the founder of Pizza Hut restaurants, is the managing general partner for the Wings, working closely with other members of the ownership group to maintain the community support which makes the Wings the only major league sports

team in Kansas history. He served as the president of Pizza Hut until the spring of 1980 and now operates Carney Enterprises, based in Wichita.

Kentling, the Wings' general manager since 1980, first worked with Carney as Pizza Hut's senior director of corporate communications. He was the coordinator of the Pizza Hut Basketball Classic during that time. He has also served as vice president of the National Baseball Congress, news editor of the *Wichita Eagle* newspaper and sports editor of the *Wichita Beacon*.


Turner, the only head coach in Wings history, this year also assumes duties as the alternate director for the club. He serves as acting general manager in Kentling's absence.

The diversified ownership group forms the base for the club's renowned grass roots support as the more than 60 investors include many of the city's civic and business leaders.




Managing General Partner	FRANK CARNEY
Director/General Manager	BILL KENTLING
Head Coach/Alternate Director	ROY TURNER
Assistant Coach	NORMAN PIPER
Director of Media Relations	STEVE SHAAD
Director of Sales/Marketing	DAVE BENNETT
Director of Operations	VIRGINIA CREAMER
Director of Ticket Sales	LARRY DAVIS
Assistant Ticket Sales	LISA LINDSAY HAWKS
Director of Group Sales	BLAKE SCHRECK
Director of Planning	RAMONA TEUBNER
Assistant Director of Planning	KATHY VINCENT
Office Coordinator	JANEY MACY
Trainer	AL GREEN


Equipment	CHARLIE MINSHULL-FORD
Director of Merchandise Sales	JACK CLEVINGER
Community Relations	TERRY NICHOLL
Captain	KEVIN KEWLEY
Physicians	DR. CHARLES HENNING, DR. GEORGE TILLER
Coordinator/Angels	VIRGINIA CREAMER
Assistant Coordinator, Angels	LISA LINDSAY HAWKS
TV	KSNW-TV 3 (NBC)
Announcers	CRAIG BOLERJACK, STEVE SHAAD
Radio	KFH (1330 AM)
Announcers	JIM HAWLEY
Ticket Prices	\$12, \$9, \$7, \$6, \$5, \$4
Team Colors	Orange, Gold, Royal Blue



Ian Anderson




Andy Chapman




Mike Dowler

WICHITA WINGS 1984/85 ROSTER

NO.	NAME	POS.	HT.	WT.	AGE	CITIZENSHIP	LAST CLUB
18	IAN ANDERSON	D	6-0	165	30	England	Wings
20	ANDY CHAPMAN	F	5-10	160	25	England	Wings
6	KARSTEN CHRISTENSEN	F	6-0	182	25	Denmark	AGF (Denmark)
1	MIKE DOWLER	G	5-9	160	26	England	Wings
22	DRAGO DUMBOVIC	F	5-8	142	24	Yugoslavia	Pittsburgh Spirit
9	OMAR GOMEZ	M	5-10	155	28	Argentina	Wings
8	KEVIN KEWLEY	D	5-10	160	29	England	Wings
12	JORGEN KRISTENSEN	M	5-8	155	37	Denmark	Wings
17	STEVE McLEAN	F	5-10	155	22	USA	_____
4	TERRY NICHOLL	M	5-9	167	32	England	Wings
5	TOMMY O'NEILL	M	5-7	158	26	England	_____
14	TONY PESZNEKER	D	5-9	160	26	Canada	Wings
15	ERIC RASMUSSEN	M	5-11	165	23	Denmark	Koge (Denmark)
10	FRANK RASMUSSEN	M	5-9	160	29	Denmark	Wings
11	KIM ROENTVED	D	5-11	176	24	Denmark	Wings
3	TERRY ROWE	D	5-8	158	20	England	London (England)
16	MARK SNELL	G	6-2	175	26	USA	Wings
18	CLYDE WATSON	M	5-6	130	28	USA	Wings
21	STEVE WEGERLE	M	5-9	152	31	S. Africa	Tampa Bay Rowdies
2	GREGG WILLIN	D	5-10	170	24	USA	Wings



Kevin Kewley



Jorgen Kristensen



Kim Roentved

1983-84 WICHITA WINGS FINAL REGULAR SEASON STATISTICS

	GP	G	A	PTS	PIM	BL	PPG	GW
Mike Dowler	46	0	2	2	6	0	0	0
Gregg Willin	48	12	3	15	18	56	0	3
Per Roentved	23	6	3	9	6	26	0	1
Terry Nicholl	47	5	5	10	16	20	0	1
David Pierce	2	0	0	0	0	0	0	0
Jan Van der Veen	40	16	18	34	16	20	6	0
Norman Piper	41	8	14	22	4	24	0	0
Kevin Kewley	33	10	13	23	6	27	0	1
Omar Gomez	30	16	23	39	18	4	3	1
Frank Rasmussen	47	6	13	19	4	14	0	0
Kim Roentved	46	27	33	60	14	64	8	2
Jorgen Kristensen	39	17	45	62	18	13	3	3
Tony Peszneker	42	2	0	2	2	39	0	0
Miguel Filardo	13	1	1	2	4	0	0	1
Mark Snell	2	0	0	0	2	0	0	0
Jan Madsen	3	0	0	0	2	0	0	0
Ian Anderson	46	12	12	24	12	65	4	1
Clyde Watson	20	1	3	4	0	5	0	0
Andy Chapman	46	53	21	74	22	5	3	6
Jeff Bourne	40	46	12	58	10	11	11	5
Oscar Ortiz	3	0	0	0	0	0	0	0
Wichita Totals	48	238	221	459	180	393	38	25
Opponent Totals	48	226	199	425	214	427	25	23

HAT TRICKS: Chapman (6), Bourne (4), K. Roentved; **SHORTHANDED GOALS:** Willin, Piper; **PENALTY SITUATIONS:** 90/180 (10th in MISL); **POWER PLAY:** 38/91 41.8% (2nd in MISL); **PENALTY KILLING:** 25/80 68.8% (2nd in MISL)

Goalkeepers	GP	MIN	SOG	SV	GA	AVG	W-L
Mike Dowler	46	2724	1192	613	196	4.32	25-21
Norman Piper	9	21	7	3	4	11.4	0-0
Kevin Kewley	5	14	3	0	3	12.9	0-0
Frank Rasmussen	4	13	5	0	4	18.5	0-0
Kim Roentved	4	14	7	4	1	4.28	0-0
Mark Snell	2	71	25	9	8	6.76	0-1
Jan Madsen	3	70	29	18	10	8.57	0-1
Wichita Totals	48	2927	1268	647	226	4.63	25-23
Opponent Totals	48	2927	1360	689	238	4.88	23-25



Roy Turner
Wings Head Coach

Heading into his sixth season as the only coach in Wings history, Roy Turner has established himself as one of the most successful coaches in indoor soccer history.

Turner has never had a losing season with Wichita, taking his Wings to the semifinal round of the playoffs every year. His club won the Western Division Title in the 1980-81 season and has been division runner-up four times, never finishing worse than second.

Turner's 118 wins rank him third in regular season victories among MISL coaches all-time. He was only the third coach in league history to break the 100-win barrier when he did so at mid-season last year. His five seasons with the Wings is the longest any coach has been with the same MISL club.

He first came to North America in 1966 to play for a Toronto pro team, on loan from England's Everton FC. After brief stints with the Philadelphia Spartans and the Cleveland Stokers he began a nine-year stand with the North American Soccer League's Dallas Tornado in 1969. In 10 years in the NASL, Turner established records for most games played (210) and most consecutive starts (133).

He retired from active play in 1978, served a year as the director of youth and community development for Dallas, then came to Wichita to form the Wings.

He is single and makes his home year 'round in Wichita. He is a U.S. citizen and has played for this country's national team.

Won 25, Lost 23

Date	Wings	Opp.
11/4	at K.C.	4-5 (L)
11/12	at Buff.	6-1 (W)
11/19	Clev.	3-5 (L)
11/23	at St. L.	5-7 (L)
11/25	at N.Y.	3-9 (L)
11/26	Phx.	8-3 (W)
12/4	Tac.	6-5 (W) OT
12/10	St. L.	6-5 (W) OT
12/14	at Tac.	5-3 (W)
12/17	at L.A.	6-5 (W) OT
12/23	K.C.	4-2 (W)
12/26	at K.C.	5-8 (L)
12/27	L.A.	11-6 (W)
12/30	at St. L.	5-7 (L)
1/6	at Pitt.	6-9 (L)
1/7	Tac.	5-7 (L)
1/13	at Mem.	5-8 (L)
1/15	Balt.	3-7 (L)
1/19	N.Y.	7-4 (W)
1/21	Phx.	4-5 (L)
1/26	St. L.	8-1 (W)
1/28	at Tac.	3-4 (L)
2/1	at L.A.	5-3 (W)
2/4	at Phx.	4-3 (W) OT
2/7	L.A.	4-1 (W)
2/10	at Balt.	3-8 (L)
2/12	at Clev.	5-6 (L) OT
2/17	Pitt.	6-4 (W)
2/24	Mem.	7-4 (W)
2/25	at Balt.	1-5 (L)
2/28	at Buff.	1-3 (L)
3/2	at St. L.	0-3 (L)
3/4	K.C.	4-5 (L)
3/11	Clev.	12-5 (W)
3/16	K.C.	5-4 (W)
3/18	Buff.	6-3 (W)
3/21	at L.A.	1-2 (L) OT
3/24	St. L.	4-2 (W)
3/28	at Tac.	4-7 (L)
3/30	at Phx.	6-5 (W)
4/1	Pitt.	5-4 (W) OT
4/3	Mem.	7-3 (W)
4/7	Tac.	4-5 (L) OT
4/9	at N.Y.	3-1 (W)
4/11	at K.C.	7-6 (W)
4/15	Phx.	6-5 (W)
4/19	L.A.	5-6 (L)
4/21	at Phx.	5-7 (L)

1984-85 SCHEDULE

Nov. 15	at Los Angeles Lazers	7:35
Nov. 17	at Tacoma Stars	7:35
Nov. 24	Tacoma Stars	7:35
Dec. 2	Baltimore Blast	6:05
Dec. 4	at Kansas City Comets	7:35
Dec. 8	at Las Vegas Americans	7:35
Dec. 15	at Dallas Sidekicks	7:35
Dec. 16	Minnesota Strikers	6:05
Dec. 20	at Chicago Sting	7:35
Dec. 21	Pittsburgh Spirit	7:35
Dec. 28	New York Cosmos	7:35
Dec. 30	Los Angeles Lazers	6:05
Jan. 4	at Cleveland Force	8:05
Jan. 5	at New York Cosmos	8:05
Jan. 12	Kansas City Comets	7:35
Jan. 15	at Minnesota Strikers	7:35
Jan. 18	St. Louis Steamers	7:35
Jan. 19	at Chicago Sting	7:35
Jan. 23	at St. Louis Steamers	7:35
Jan. 26	at Tacoma Stars	7:35
Jan. 29	Dallas Sidekicks	7:35
Feb. 1	Las Vegas Americans	7:35
Feb. 3	at Baltimore Blast	1:05
Feb. 5	Cleveland Force	7:35
Feb. 8	at San Diego Sockers	7:35
Feb. 11	at Los Angeles Lazers	7:35
Feb. 15	Pittsburgh Spirit	7:35
Feb. 17	San Diego Sockers	2:35
Feb. 19	Tacoma Stars	7:35
Feb. 21	at Pittsburgh Spirit	7:35
Feb. 26	Chicago Sting	7:35
Mar. 1	Minnesota Strikers	7:35
Mar. 3	New York Cosmos	2:35
Mar. 8	Kansas City Comets	7:35
Mar. 12	at Dallas Sidekicks	7:35
Mar. 15	at San Diego Sockers	7:35
Mar. 16	at Las Vegas Americans	7:35
Mar. 19	Baltimore Blast	7:35
Mar. 22	at Kansas City Comets	7:35
Mar. 24	San Diego Sockers	2:35
Mar. 26	at New York Cosmos	7:35
Mar. 30	Los Angeles Lazers	7:35
Apr. 2	Las Vegas Americans	7:35
Apr. 5	Dallas Sidekicks	7:35
Apr. 6	at St. Louis Steamers	7:35
Apr. 10	at Cleveland Force	8:05
Apr. 12	at Minnesota Strikers	7:35
Apr. 14	St. Louis Steamers	2:35

All times are local times.

Wichita History

As the only major league sports team in the state's history, the Wings have become a vital cog in the area's entertainment industry since their inception in September of 1979.

Playing to over 97% of capacity for home games in the Kansas Coliseum last season, the Wings total attendance of 253,568 fans made them the biggest draw of any sports team, college or professional, in the state.

The Wings have never had a losing season. Roy Turner, the coach since the franchise began, has posted regular season records of 16-16 (1979-80), 23-17 (1980-81), 27-17 (1981-82), 27-21 (1982-83) and 25-23 (1983-84). Western Division Champions in 1981, the Wings have been the division runner-up four times, twice missing a share of the title by a single victory.

The Wings have never failed to make the playoffs and have never lost a quarterfinal playoff series, making five trips to the semifinals, more than any current MISL club. Wichita's strongest bid for the championship finals came when they won the West in 1981, only to be stopped in a 1-game semifinal match, 8-7 in an overtime shootout to St. Louis at St. Louis.

After financial struggles their first two seasons, the Wings stabilized after a community drive in the summer of 1981. A broad ownership base (over 60 investors) and tremendous grass roots support have made professional soccer possible in the smallest metropolitan market in major league sports.

Wichita has operated under the same basic ownership and management group since June of 1980, a model of stability in the frantic world of professional sports.




1984/85 MISL REFEREES


FULL-TIME REFEREES




Gino Dippolito #5




Toros Kibritjian #8



Jeff Mantel #3



Bill Maxwell #6



Marty Templin #9

SENIOR REFEREES

Klaus Kretschmer..... 12
Ermanno Ritschl..... 7
Joe Rudy..... 17

REFEREES

Esse Baharmast..... 10	Dan Goldmann..... 15	Colin Lindores..... 27	Julio Salas..... 28
Bobby Bribiesca..... 20	Brian Hall..... 18	Luis Macias..... 35	William Shaver..... 24
Terry Campbell..... 29	Vladimir Halupa..... 33	Joe Manfre..... 11	Andy Sheparovich..... 25
Kevin Crowley..... 16	Bob Hintze..... 21	David Missell..... 23	Gary Shugarts..... 38
Don DeWeese..... 14	Alex Ivahnenko..... 31	Kelly Mock..... 36	Robert Singer..... 39
Jim Evans..... 32	Dragan Karadzic..... 34	Manuel Ortiz, Sr..... 37	Willy VanDooijeweert..... 40
Feliks Fuksman..... 30			

REFEREE SIGNALS



GOAL



TIMEOUT



INDIRECT
FREE KICK



RED LINE
VIOLATION
(3-line pass)



DELAY
OF GAME
(2-minute penalty)



HOLDING



HANDBALL



PUSHING



CHARGING



BOARDING



STRIKING



TRIPPING



JUMPING
AT

1984-85 REGULAR SEASON SCHEDULE

(All Times Shown Are Local)

Game No.	Date	1984	Time	Game No.	Date	1984	Time
1.	Fri., Nov. 2	Baltimore at Pittsburgh	8:05 pm	74.	Sat., Dec. 15	Los Angeles at Tacoma	7:35 pm
2.	Fri., Nov. 2	Chicago at St. Louis	7:35 pm	75.	Sun., Dec. 16	Pittsburgh at New York	7:35 pm
3.	Fri., Nov. 2	Los Angeles at Kansas City	7:35 pm	76.	Sun., Dec. 16	Baltimore at Kansas City	3:35 pm
4.	Fri., Nov. 2	Las Vegas at Dallas	7:35 pm	77.	Sun., Dec. 16	Minnesota at Wichita	6:05 pm
5.	Sat., Nov. 3	Minnesota at San Diego	7:35 pm	78.	Tue., Dec. 18	Las Vegas at New York	7:35 pm
6.	Sat., Nov. 3	New York at Tacoma	7:35 pm	79.	Wed., Dec. 19	Dallas at San Diego	7:35 pm
7.	Wed., Nov. 7	San Diego at Dallas	7:35 pm	80.	Wed., Dec. 19	St. Louis at Los Angeles	7:35 pm
8.	Thu., Nov. 8	St. Louis at Baltimore	7:35 pm	81.	Thu., Dec. 20	Wichita at Chicago	7:35 pm
9.	Fri., Nov. 9	Tacoma at Minnesota	7:35 pm	82.	Fri., Dec. 21	Las Vegas at Baltimore	7:35 pm
10.	Fri., Nov. 9	Cleveland at Dallas	7:35 pm	83.	Fri., Dec. 21	Cleveland at Kansas City	7:35 pm
11.	Sat., Nov. 10	Kansas City at Pittsburgh	8:05 pm	84.	Fri., Dec. 21	Pittsburgh at Wichita	7:35 pm
12.	Sun., Nov. 11	Cleveland at Baltimore	1:05 pm	85.	Fri., Dec. 21	New York at San Diego	7:35 pm
13.	Sun., Nov. 11	San Diego at Las Vegas	6:05 pm	86.	Sat., Dec. 22	Las Vegas at Pittsburgh	8:05 pm
14.	Mon., Nov. 12	Dallas at Los Angeles	7:35 pm	87.	Sat., Dec. 22	Chicago at Cleveland	8:05 pm
15.	Tue., Nov. 13	Tacoma at St. Louis	7:35 pm	88.	Sat., Dec. 22	Baltimore at Minnesota	7:35 pm
16.	Thu., Nov. 15	Wichita at Los Angeles	7:35 pm	89.	Sat., Dec. 22	New York at Los Angeles	7:35 pm
17.	Fri., Nov. 16	Kansas City at Chicago	7:35 pm	90.	Sat., Dec. 22	Dallas at Tacoma	7:35 pm
18.	Fri., Nov. 16	Minnesota at Dallas	7:35 pm	91.	Sun., Dec. 23	Kansas City at St. Louis	7:35 pm
19.	Sat., Nov. 17	Cleveland at St. Louis	7:35 pm	92.	Sun., Dec. 23	San Diego at Los Angeles	6:05 pm
20.	Sat., Nov. 17	Pittsburgh at Las Vegas	7:35 pm	93.	Wed., Dec. 26	San Diego at Cleveland	8:05 pm
21.	Sat., Nov. 17	Los Angeles at San Diego	7:35 pm	94.	Wed., Dec. 26	Las Vegas at Chicago	7:35 pm
22.	Sat., Nov. 17	Wichita at Tacoma	7:35 pm	95.	Wed., Dec. 26	Minnesota at Kansas City	7:35 pm
23.	Sun., Nov. 18	New York at Baltimore	1:05 pm	96.	Thu., Dec. 27	San Diego at Pittsburgh	7:35 pm
24.	Sun., Nov. 18	Chicago at Minnesota	1:35 pm	97.	Fri., Dec. 28	St. Louis at Cleveland	8:05 pm
25.	Wed., Nov. 21	Pittsburgh at Tacoma	7:35 pm	98.	Fri., Dec. 28	Chicago at Kansas City	7:35 pm
26.	Fri., Nov. 23	St. Louis at Pittsburgh	8:05 pm	99.	Fri., Dec. 28	New York at Wichita	7:35 pm
27.	Fri., Nov. 23	Tacoma at Kansas City	7:35 pm	100.	Fri., Dec. 28	Pittsburgh at Dallas	7:35 pm
28.	Fri., Nov. 23	Baltimore at Dallas	7:35 pm	101.	Fri., Dec. 28	Minnesota at Tacoma	7:35 pm
29.	Fri., Nov. 23	Chicago at Las Vegas	7:35 pm	102.	Sat., Dec. 29	San Diego at Baltimore	7:35 pm
30.	Sat., Nov. 24	Dallas at Baltimore	8:05 pm	103.	Sat., Dec. 29	Minnesota at Las Vegas	7:35 pm
31.	Sat., Nov. 24	New York at Cleveland	8:05 pm	104.	Sun., Dec. 30	San Diego at New York	7:35 pm
32.	Sat., Nov. 24	St. Louis at Minnesota	7:35 pm	105.	Sun., Dec. 30	Baltimore at Cleveland	6:35 pm
33.	Sat., Nov. 24	Tacoma at Wichita	7:35 pm	106.	Sun., Dec. 30	Dallas at St. Louis	7:35 pm
34.	Sat., Nov. 24	Chicago at San Diego	7:35 pm	107.	Sun., Dec. 30	Los Angeles at Wichita	6:05 pm
35.	Sun., Nov. 25	Las Vegas at Kansas City	3:35 pm	108.	Mon., Dec. 31	Cleveland at Chicago	7:35 pm
36.	Wed., Nov. 28	Minnesota at Baltimore	7:35 pm				
37.	Wed., Nov. 28	Dallas at Pittsburgh	7:35 pm				
38.	Wed., Nov. 28	Chicago at Los Angeles	7:35 pm	109.	Wed., Jan. 2	Kansas City at Tacoma	7:35 pm
39.	Wed., Nov. 28	San Diego at Tacoma	7:35 pm	110.	Fri., Jan. 4	Minnesota at Pittsburgh	8:05 pm
40.	Thu., Nov. 29	Baltimore at New York	7:35 pm	111.	Fri., Jan. 4	Wichita at Cleveland	8:05 pm
41.	Fri., Nov. 30	Los Angeles at Cleveland	8:05 pm	112.	Fri., Jan. 4	Baltimore at St. Louis	7:35 pm
42.	Fri., Nov. 30	Pittsburgh at St. Louis	7:35 pm	113.	Fri., Jan. 4	Las Vegas at Dallas	7:35 pm
43.	Fri., Nov. 30	Kansas City at San Diego	7:35 pm	114.	Sat., Jan. 5	Wichita at New York	8:05 pm
44.	Sat., Dec. 1	Cleveland at New York	8:05 pm	115.	Sat., Jan. 5	Cleveland at Minnesota	7:35 pm
45.	Sat., Dec. 1	Los Angeles at Pittsburgh	8:05 pm	116.	Sat., Jan. 5	Kansas City at San Diego	7:35 pm
46.	Sat., Dec. 1	St. Louis at Dallas	7:35 pm	117.	Sat., Jan. 5	Tacoma at Los Angeles	7:35 pm
47.	Sat., Dec. 1	Chicago at Tacoma	7:35 pm	118.	Sun., Jan. 6	Chicago at Baltimore	1:05 pm
48.	Sun., Dec. 2	Las Vegas at Minnesota	1:35 pm	119.	Tue., Jan. 8	Kansas City at Las Vegas	7:35 pm
49.	Sun., Dec. 2	Baltimore at Wichita	6:05 pm	120.	Wed., Jan. 9	Chicago at New York	7:35 pm
50.	Tue., Dec. 4	Wichita at Kansas City	7:35 pm	121.	Wed., Jan. 9	Dallas at Kansas City	7:35 pm
51.	Tue., Dec. 4	Tacoma at Dallas	7:35 pm	122.	Wed., Jan. 9	St. Louis at Tacoma	7:35 pm
52.	Thu., Dec. 6	Los Angeles at New York	7:35 pm	123.	Thu., Jan. 10	Pittsburgh at Chicago	7:35 pm
53.	Thu., Dec. 6	Tacoma at Chicago	7:35 pm	124.	Fri., Jan. 11	Las Vegas at Cleveland	8:05 pm
54.	Fri., Dec. 7	Pittsburgh at Cleveland	8:05 pm	125.	Fri., Jan. 11	Pittsburgh at Minnesota	7:35 pm
55.	Fri., Dec. 7	San Diego at St. Louis	7:35 pm	126.	Fri., Jan. 11	Tacoma at San Diego	7:35 pm
56.	Sat., Dec. 8	Los Angeles at Baltimore	7:35 pm	127.	Fri., Jan. 11	St. Louis at Los Angeles	7:35 pm
57.	Sat., Dec. 8	San Diego at Kansas City	7:35 pm	128.	Sat., Jan. 12	Minnesota at New York	8:05 pm
58.	Sat., Dec. 8	New York at Dallas	7:35 pm	129.	Sat., Jan. 12	Las Vegas at Chicago	7:35 pm
59.	Sat., Dec. 8	Wichita at Las Vegas	7:35 pm	130.	Sat., Jan. 12	Kansas City at Wichita	7:35 pm
60.	Sun., Dec. 9	Tacoma at Cleveland	6:35 pm	131.	Sat., Jan. 12	Los Angeles at Dallas	7:35 pm
61.	Sun., Dec. 9	Minnesota at Chicago	1:35 pm	132.	Sat., Jan. 12	Baltimore at Tacoma	7:35 pm
62.	Tue., Dec. 11	Tacoma at New York	7:35 pm	133.	Sun., Jan. 13	Cleveland at Pittsburgh	2:05 pm
63.	Tue., Dec. 11	Kansas City at Dallas	7:35 pm	134.	Mon., Jan. 14	Kansas City at New York	7:35 pm
64.	Tue., Dec. 11	Las Vegas at Los Angeles	7:35 pm	135.	Tue., Jan. 15	Wichita at Minnesota	7:35 pm
65.	Thu., Dec. 13	St. Louis at Las Vegas	7:35 pm	136.	Tue., Jan. 15	Baltimore at Las Vegas	7:35 pm
66.	Fri., Dec. 14	Kansas City at Baltimore	7:35 pm	137.	Wed., Jan. 16	Dallas at Cleveland	8:05 pm
67.	Fri., Dec. 14	New York at Chicago	7:35 pm	138.	Wed., Jan. 16	St. Louis at Kansas City	7:35 pm
68.	Fri., Dec. 14	Dallas at Minnesota	7:35 pm	139.	Thu., Jan. 17	Dallas at New York	7:35 pm
69.	Fri., Dec. 14	Cleveland at Los Angeles	7:35 pm	140.	Thu., Jan. 17	Baltimore at San Diego	7:35 pm
70.	Sat., Dec. 15	Chicago at Pittsburgh	8:05 pm	141.	Thu., Jan. 17	Minnesota at Los Angeles	7:35 pm
71.	Sat., Dec. 15	Wichita at Dallas	7:35 pm	142.	Fri., Jan. 18	New York at Pittsburgh	8:05 pm
72.	Sat., Dec. 15	Cleveland at Las Vegas	7:35 pm	143.	Fri., Jan. 18	Tacoma at Kansas City	7:35 pm
73.	Sat., Dec. 15	St. Louis at San Diego	7:35 pm	144.	Fri., Jan. 18	St. Louis at Wichita	7:35 pm

1984-85 REGULAR SEASON SCHEDULE


(All Times Shown Are Local)

Game No.	Date	1985	Time	Game No.	Date	1985	Time
145.	Sat., Jan. 19	Wichita at Chicago	7:35 pm	218.	Tue., Feb. 19	Minnesota at Baltimore	7:35 pm
146.	Sat., Jan. 19	Los Angeles at St. Louis	7:35 pm	219.	Tue., Feb. 19	Tacoma at Wichita	7:35 pm
147.	Sat., Jan. 19	Tacoma at Dallas	7:35 pm	220.	Wed., Feb. 20	Dallas at Kansas City	7:35 pm
148.	Sat., Jan. 19	Minnesota at San Diego	7:35 pm	221.	Wed., Feb. 20	Las Vegas at San Diego	7:35 pm
149.	Tue., Jan. 22	Los Angeles at Minnesota	7:35 pm	222.	Thu., Feb. 21	Wichita at Pittsburgh	7:35 pm
150.	Tue., Jan. 22	New York at Dallas	7:35 pm	223.	Thu., Feb. 21	Los Angeles at Chicago	7:35 pm
151.	Wed., Jan. 23	Wichita at St. Louis	7:35 pm	224.	Thu., Feb. 21	New York at Minnesota	7:35 pm
152.	Wed., Jan. 23	Pittsburgh at Tacoma	7:35 pm		Sun., Feb. 24	All-Star Game In Cleveland	TBA
153.	Thu., Jan. 24	St. Louis at Chicago	7:35 pm	226.	Tue., Feb. 26	Chicago at Wichita	7:35 pm
154.	Thu., Jan. 24	Cleveland at San Diego	7:35 pm	227.	Wed., Feb. 27	Las Vegas at Kansas City	7:35 pm
155.	Thu., Jan. 24	Las Vegas at Los Angeles	7:35 pm	228.	Wed., Feb. 27	Chicago at Dallas	7:35 pm
156.	Fri., Jan. 25	New York at Minnesota	7:35 pm	229.	Wed., Feb. 27	Cleveland at Tacoma	7:35 pm
157.	Sat., Jan. 26	Dallas at Baltimore	7:35 pm	230.	Fri., March 1	Pittsburgh at Baltimore	7:35 pm
158.	Sat., Jan. 26	Cleveland at Las Vegas	7:35 pm	231.	Fri., March 1	Las Vegas at St. Louis	7:35 pm
159.	Sat., Jan. 26	Pittsburgh at San Diego	7:35 pm	232.	Fri., March 1	New York at Kansas City	7:35 pm
160.	Sat., Jan. 26	Wichita at Tacoma	7:35 pm	233.	Fri., March 1	Minnesota at Wichita	7:35 pm
161.	Sun., Jan. 27	Kansas City at Chicago	1:35 pm	234.	Fri., March 1	Cleveland at San Diego	7:35 pm
162.	Sun., Jan. 27	New York at St. Louis	2:05 pm	235.	Sat., March 2	Tacoma at Chicago	1:35 pm
163.	Mon., Jan. 28	Cleveland at Los Angeles	7:35 pm	236.	Sun., March 3	St. Louis at Baltimore	1:05 pm
164.	Tue., Jan. 29	Dallas at Wichita	7:35 pm	237.	Sun., March 3	Los Angeles at Pittsburgh	2:05 pm
165.	Tue., Jan. 29	Pittsburgh at Las Vegas	7:35 pm	238.	Sun., March 3	Las Vegas at Minnesota	1:35 pm
166.	Wed., Jan. 30	San Diego at New York	7:35 pm	239.	Sun., March 3	San Diego at Kansas City	3:35 pm
167.	Wed., Jan. 30	Los Angeles at Baltimore	7:35 pm	240.	Sun., March 3	New York at Wichita	2:35 pm
168.	Wed., Jan. 30	Chicago at St. Louis	7:35 pm	241.	Tue., March 5	Tacoma at New York	7:35 pm
169.	Fri., Feb. 1	San Diego at Baltimore	7:35 pm	242.	Tue., March 5	Los Angeles at Minnesota	7:35 pm
170.	Fri., Feb. 1	Kansas City at Pittsburgh	8:05 pm	243.	Tue., March 5	Dallas at San Diego	7:35 pm
171.	Fri., Feb. 1	Los Angeles at Cleveland	8:05 pm	244.	Wed., March 6	Los Angeles at Dallas	7:35 pm
172.	Fri., Feb. 1	Minnesota at St. Louis	7:35 pm	245.	Thu., March 7	Baltimore at Chicago	7:35 pm
173.	Fri., Feb. 1	Las Vegas at Wichita	7:35 pm	246.	Fri., March 8	Tacoma at Baltimore	7:35 pm
174.	Sat., Feb. 2	Los Angeles at Chicago	7:35 pm	247.	Fri., March 8	Kansas City at Wichita	7:35 pm
175.	Sun., Feb. 3	Wichita at Baltimore	1:05 pm	248.	Sat., March 9	Cleveland at St. Louis	7:35 pm
176.	Sun., Feb. 3	San Diego at Pittsburgh	2:05 pm	249.	Sat., March 9	Pittsburgh at San Diego	8:35 pm
177.	Sun., Feb. 3	Kansas City at Cleveland	6:35 pm	250.	Sun., March 10	Las Vegas at Baltimore	1:05 pm
178.	Sun., Feb. 3	Tacoma at Las Vegas	6:05 pm	251.	Sun., March 10	Chicago at Minnesota	1:35 pm
179.	Mon., Feb. 4	St. Louis at New York	7:35 pm	252.	Mon., March 11	Las Vegas at New York	7:35 pm
180.	Mon., Feb. 4	Minnesota at Los Angeles	7:35 pm	253.	Mon., March 11	Pittsburgh at Los Angeles	7:35 pm
181.	Tue., Feb. 5	Cleveland at Wichita	7:35 pm	254.	Tue., March 12	Wichita at Dallas	7:35 pm
182.	Tue., Feb. 5	Chicago at Dallas	7:35 pm	255.	Wed., March 13	Kansas City at Baltimore	7:35 pm
183.	Wed., Feb. 6	St. Louis at Pittsburgh	7:35 pm	256.	Wed., March 13	Tacoma at Cleveland	8:05 pm
184.	Wed., Feb. 6	Baltimore at Kansas City	7:35 pm	257.	Wed., March 13	New York at St. Louis	7:35 pm
185.	Wed., Feb. 6	New York at San Diego	7:35 pm	258.	Thu., March 14	Tacoma at Pittsburgh	7:35 pm
186.	Wed., Feb. 6	Las Vegas at Tacoma	7:35 pm	259.	Thu., March 14	Minnesota at Dallas	7:35 pm
187.	Fri., Feb. 8	Baltimore at Chicago	7:35 pm	260.	Fri., March 15	Dallas at St. Louis	7:35 pm
188.	Fri., Feb. 8	Tacoma at St. Louis	7:35 pm	261.	Fri., March 15	Wichita at San Diego	7:35 pm
189.	Fri., Feb. 8	Pittsburgh at Kansas City	7:35 pm	262.	Sat., March 16	New York at Baltimore	7:35 pm
190.	Fri., Feb. 8	Cleveland at Dallas	7:35 pm	263.	Sat., March 16	St. Louis at Cleveland	8:05 pm
191.	Fri., Feb. 8	New York at Las Vegas	7:35 pm	264.	Sat., March 16	Pittsburgh at Chicago	1:35 pm
192.	Fri., Feb. 8	Wichita at San Diego	7:35 pm	265.	Sat., March 16	Wichita at Las Vegas	7:35 pm
193.	Sat., Feb. 9	Tacoma at Minnesota	7:35 pm	266.	Sat., March 16	Los Angeles at Tacoma	7:35 pm
194.	Sat., Feb. 9	New York at Los Angeles	7:35 pm	267.	Sun., March 17	Chicago at Pittsburgh	2:05 pm
195.	Sun., Feb. 10	Pittsburgh at Baltimore	1:05 pm	268.	Sun., March 17	Kansas City at Minnesota	1:35 pm
196.	Sun., Feb. 10	San Diego at Cleveland	6:35 pm	269.	Sun., March 17	San Diego at Dallas	2:35 pm
197.	Sun., Feb. 10	Dallas at Chicago	7:35 pm	270.	Tue., March 19	Cleveland at Minnesota	7:35 pm
198.	Sun., Feb. 10	Kansas City at Las Vegas	6:05 pm	271.	Tue., March 19	Baltimore at Wichita	7:35 pm
199.	Mon., Feb. 11	Wichita at Los Angeles	7:35 pm	272.	Wed., March 20	Chicago at Los Angeles	7:35 pm
200.	Tue., Feb. 12	St. Louis at New York	7:35 pm	273.	Wed., March 20	San Diego at Tacoma	7:35 pm
201.	Tue., Feb. 12	Dallas at Tacoma	7:35 pm	274.	Thu., March 21	Dallas at Las Vegas	7:35 pm
202.	Wed., Feb. 13	San Diego at Chicago	7:35 pm	275.	Fri., March 22	Pittsburgh at Cleveland	8:05 pm
203.	Wed., Feb. 13	Baltimore at Minnesota	7:35 pm	276.	Fri., March 22	Minnesota at St. Louis	7:35 pm
204.	Wed., Feb. 13	Pittsburgh at St. Louis	7:35 pm	277.	Fri., March 22	Wichita at Kansas City	7:35 pm
205.	Wed., Feb. 13	Kansas City at Los Angeles	7:35 pm	278.	Fri., March 22	Chicago at San Diego	7:35 pm
206.	Thu., Feb. 14	Dallas at Las Vegas	7:35 pm	279.	Fri., March 22	Dallas at Los Angeles	7:35 pm
207.	Fri., Feb. 15	Minnesota at Cleveland	8:05 pm	280.	Sat., March 23	Pittsburgh at New York	8:05 pm
208.	Fri., Feb. 15	San Diego at St. Louis	7:35 pm	281.	Sat., March 23	Chicago at Las Vegas	7:35 pm
209.	Fri., Feb. 15	Pittsburgh at Wichita	7:35 pm	282.	Sat., March 23	Baltimore at Tacoma	7:35 pm
210.	Sat., Feb. 16	Cleveland at Kansas City	7:35 pm	283.	Sun., March 24	Minnesota at Cleveland	6:35 pm
211.	Sat., Feb. 16	Los Angeles at Las Vegas	7:35 pm	284.	Sun., March 24	St. Louis at Kansas City	3:35 pm
212.	Sat., Feb. 16	New York at Tacoma	7:35 pm	285.	Sun., March 24	San Diego at Wichita	2:35 pm
213.	Sun., Feb. 17	Minnesota at Pittsburgh	2:05 pm	286.	Tue., March 26	Wichita at New York	7:35 pm
214.	Sun., Feb. 17	St. Louis at Chicago	7:35 pm	287.	Tue., March 26	San Diego at Minnesota	7:35 pm
215.	Sun., Feb. 17	San Diego at Wichita	2:35 pm	288.	Tue., March 26	Baltimore at Los Angeles	7:35 pm
216.	Sun., Feb. 17	Baltimore at Dallas	2:35 pm	289.	Wed., March 27	Dallas at Cleveland	8:05 pm
217.	Tue., Feb. 19	Kansas City at New York	7:35 pm	290.	Wed., March 27	Chicago at Tacoma	7:35 pm

1984-85 REGULAR SEASON SCHEDULE

(All Times Shown Are Local)

Game No.	Date	1985	Time	Game No.	Date	1985	Time
291.	Thu., March 28	St. Louis at Las Vegas	7:35 pm	315.	Sat., April 6	Wichita at St. Louis	7:35 pm
292.	Fri., March 29	Cleveland at Pittsburgh	8:05 pm	316.	Sat., April 6	Tacoma at Las Vegas	7:35 pm
293.	Fri., March 29	Minnesota at Chicago	7:35 pm	317.	Sat., April 6	San Diego at Los Angeles	2:05 pm
294.	Fri., March 29	Los Angeles at Kansas City	7:35 pm	318.	Sun., April 7	Pittsburgh at Minnesota	1:35 pm
295.	Sat., March 30	New York at Cleveland	8:05 pm	319.	Mon., April 8	Kansas City at Los Angeles	7:35 pm
296.	Sat., March 30	Los Angeles at Wichita	7:35 pm	320.	Tue., April 9	Chicago at New York	7:35 pm
297.	Sat., March 30	Las Vegas at San Diego	7:35 pm	321.	Tue., April 9	Dallas at Minnesota	7:35 pm
298.	Sat., March 30	St. Louis at Tacoma	7:35 pm	322.	Wed., April 10	Wichita at Cleveland	8:05 pm
299.	Sun., March 31	Pittsburgh at Kansas City	3:35 pm	323.	Wed., April 10	Kansas City at Tacoma	7:35 pm
300.	Sun., March 31	Baltimore at Las Vegas	6:05 pm	324.	Thu., April 11	Baltimore at New York	7:35 pm
301.	Tue., April 2	Cleveland at New York	7:35 pm	325.	Thu., April 11	Dallas at Pittsburgh	7:35 pm
302.	Tue., April 2	Las Vegas at Wichita	7:35 pm	326.	Thu., April 11	Los Angeles at Las Vegas	7:35 pm
303.	Wed., April 3	Baltimore at St. Louis	7:35 pm	327.	Fri., April 12	Chicago at Baltimore	7:35 pm
304.	Wed., April 3	Tacoma at Los Angeles	7:35 pm	328.	Fri., April 12	Wichita at Minnesota	7:35 pm
305.	Thu., April 4	Minnesota at New York	7:35 pm	329.	Fri., April 12	Kansas City at St. Louis	7:35 pm
306.	Thu., April 4	Las Vegas at Pittsburgh	7:35 pm	330.	Sat., April 13	New York at Pittsburgh	8:05 pm
307.	Thu., April 4	Kansas City at Dallas	7:35 pm	331.	Sat., April 13	Cleveland at Chicago	7:35 pm
308.	Fri., April 5	Cleveland at Baltimore	7:35 pm	332.	Sat., April 13	Minnesota at Kansas City	7:35 pm
309.	Fri., April 5	New York at Chicago	7:35 pm	333.	Sat., April 13	Los Angeles at San Diego	7:35 pm
310.	Fri., April 5	St. Louis at Minnesota	7:35 pm	334.	Sat., April 13	Las Vegas at Tacoma	7:35 pm
311.	Fri., April 5	Dallas at Wichita	7:35 pm	335.	Sun., April 14	Baltimore at Cleveland	7:35 pm
312.	Fri., April 5	Tacoma at San Diego	7:35 pm	336.	Sun., April 14	St. Louis at Wichita	2:35 pm
313.	Sat., April 6	Baltimore at Pittsburgh	2:05 pm	337.	Sun., April 14	San Diego at Las Vegas	6:05 pm
314.	Sat., April 6	Chicago at Cleveland	8:05 pm				



MISL ALL-TIME LEADERS

GOAL SCORERS

Goal Scorers	
1. Steve Zungul	419
2. Fred Grgurev	259
3. Joe Fink	221
4. Pat Ercoli	182
5. Yilmaz Orhan	176
6. Andy Chapman	169
7. Dave MacWilliams	166
8. Kai Haaskivi	164
9. Mark Liveric	158
10. Don Ebert	157
11. Keith Furphy	145
12. Tony Glavin	145
13. Paul Child	140
14. Stan Terlecki	139
15. Vic Davidson	137
16. Stan Stamenkovic	135
Paul Kitson	135
17. Steve David	134
18. Helmut Dudek	132
19. Ian Anderson	131
20. Craig Allen	124

Assists	
1. Steve Zungul	222
2. Jorgen Kristensen	204
3. Stan Stamenkovic	175
4. Fred Grgurev	170
5. Kai Haaskivi	158
6. Dave MacWilliams	148
7. Ian Anderson	131
8. Omar Gomez	121
9. Luis Alberto	115
Oscar Albuquerque	115
10. Kevin Kewley	108
11. Ernie Buriano	107
12. Joe Fink	102
13. Ruben Astigarraga	101
Yilmaz Orhan	101
14. Dave MacKenzie	100
15. Branko Segota	98
16. Pat Ercoli	97
17. Louie Nanchoff	96
18. John Stremmlau	91
Ty Keough	91
19. Julie Veece	88
20. Peter Millar	87

Points	
1. Steve Zungul	641
2. Fred Grgurev	429
3. Joe Fink	323
4. Kai Haaskivi	322
5. Dave MacWilliams	314
6. Stan Stamenkovic	310
7. Pat Ercoli	279
8. Yilmaz Orhan	277
9. Jorgen Kristensen	264
10. Ian Anderson	262
11. Andy Chapman	243
12. Omar Gomez	242
13. Mark Liveric	236
14. Don Ebert	231
15. Keith Furphy	228
16. Vic Davidson	222
Stan Terlecki	222
17. Tony Glavin	220
18. Branko Segota	216
19. Paul Kitson	214
20. Paul Child	213

Power Play Goals	
1. Steve Zungul	49
2. Fred Grgurev	46
3. Kai Haaskivi	37

Power Play Goals (cont.)	
4. Dave MacWilliams	35
5. Joe Fink	33
Don Ebert	33
6. Helmut Dudek	31
7. Craig Allen	28
Ian Anderson	28
Paul Child	28
8. Kim Roentved	27
Omar Gomez	27
Vic Davidson	27

Game Winning Goals	
1. Steve Zungul	52
2. Joe Fink	30
3. Fred Grgurev	23
4. Andy Chapman	22
5. Tony Glavin	20
Kai Haaskivi	20
Paul Kitson	20
6. Dave MacWilliams	19
7. Don Ebert	17
Vic Davidson	17
8. Yilmaz Orhan	16
9. Luis Alberto	14
Keith Furphy	14
10. Ian Anderson	13
11. Branko Segota	12

Hat Tricks	
1. Steve Zungul	78
2. Fred Grgurev	31
3. Kai Haaskivi	22
Stan Terlecki	22
4. Branko Segota	18
5. Don Ebert	15
Mark Liveric	15
Andy Chapman	15

Games	
1. Fred Grgurev	230
2. Joe Fink	225
3. Dave MacKenzie	223
4. John Stremmlau	221
5. Pat Ercoli	218
6. Ian Anderson	217
Alan Kelley	217
7. Carl Rose	210
8. Val Tuksa	208
9. Sam Bick	207
10. Jim Sinclair	199
11. Ty Keough	198
12. Dave MacWilliams	197
Yilmaz Orhan	197
13. Gene Strenicer	191

Penalties in Minutes	
1. Steve Pecher	183
2. Carl Rose	176
3. Peter Millar	165
4. Dave MacKenzie	145
5. Renato Cila	133
6. Doc Lawson	132
7. Jim Pollihan	110
Juan Carlos Michia	110
8. Kevin Kewley	105
9. Kelvin Norman	104
10. Don Ebert	102

Blocked Shots	
1. Oscar Pisano	220
2. Bernie James	213
3. Mark Frederickson	200
4. Alan Kelley	196
5. Greg Makowski	180

GOALKEEPERS

(Minimum 1500 Minutes Played)

Winning Percentage		Most Shots	
1. Joe Papaleo	.704	1. Shep Messing	5796
2. Shep Messing	.680	2. Slobodan Ilijevski	5676
3. Zoltan Toth	.671	3. Keith Van Eron	5419
4. Keith Van Eron	.650	4. Mike Dowler	5045
5. Alan Mayer	.630	5. Richard But	4980
6. Krys Sobieski	.626	6. Enzo DiPede	4187
7. Slobodan Ilijevski	.616	7. Scott Manning	3700
8. Chris Vaccaro	.584	8. Gary Allison	3400
9. Mike Dowler	.579	9. Jim May	3106
10. Scott Manning	.548	10. Krys Sobieski	3086

Most Wins		Highest Avg. Shots/Game	
1. Shep Messing	104	1. Roy Messing	51.2
2. Keith Van Eron	91	2. Cliff Brown	47.7
3. Slobodan Ilijevski	90	3. Pascal Antoine	47.3
4. Mike Dowler	88	4. John Houska	46.4
5. Krys Sobieski	57	5. Woody Hartman	46.2
6. Scott Manning	53	6. Aly Anderson	46.0
7. Alan Mayer	51	7. Richard But	45.5
8. Enzo DiPede	50	8. Manny Schwartz	45.0
9. Zoltan Toth	49	9. Chris Turner	44.2
10. Chris Vaccaro	44	10. Gary Allison	43.9

Most Losses		Most Saves	
1. Richard But	66	1. Slobodan Ilijevski	2958
2. Mike Dowler	64	2. Shep Messing	2684
3. Enzo DiPede	58	3. Mike Dowler	2484
4. Slobodan Ilijevski	56	4. Keith Van Eron	2368
5. Scott Manning	50	5. Richard But	2021
6. Shep Messing	49	6. Enzo DiPede	1872
Keith Van Eron	49	7. Scott Manning	1600
7. Gary Allison	47	8. Krys Sobieski	1480
8. Bill Mishalow	46	9. Alan Mayer	1341
9. Jim May	38	10. Jim May	1333
10. Krys Sobieski	34		

Most Games		Most Goals Against	
1. Shep Messing	163	1. Shep Messing	766
2. Keith Van Eron	161	2. Mike Dowler	672
3. Mike Dowler	153	3. Keith Van Eron	635
4. Slobodan Ilijevski	152	4. Richard But	591
5. Enzo DiPede	132	5. Enzo DiPede	553
6. Scott Manning	126	6. Slobodan Ilijevski	522
7. Richard But	120	7. Scott Manning	499
8. Krys Sobieski	102	8. Gary Allison	420
Jim May	102	9. Krys Sobieski	415
9. Gary Allison	95	10. Jim May	410

Most Minutes		Lowest Goals Against	
1. Shep Messing	9018	1. Slobodan Ilijevski	4.05
2. Mike Dowler	8991	2. Joe Papaleo	4.06
3. Slobodan Ilijevski	8865	3. Zoltan Toth	4.24
4. Keith Van Eron	8328	4. Pascal Antoine	4.41
5. Enzo DiPede	6625	5. Alan Mayer	4.48
6. Richard But	6564	Mike Dowler	4.48
7. Scott Manning	5997	6. Krys Sobieski	4.54
8. Krys Sobieski	5453	7. Keith Van Eron	4.57
9. Alan Mayer	4886	8. Victor Petroni	4.58
10. Chris Vaccaro	4452	9. Mike Mahoney	4.71

MISL AWARD WINNERS

MISL CHAMPION

- 1983-84 **BALTIMORE BLAST**, *BERNARD RODIN, Director*
 1982-83 **SAN DIEGO SOCKERS**, *BOB BELL, Director*
 1981-82 **NEW YORK ARROWS**, *JOHN LUCIANI, Director*
 1980-81 **NEW YORK ARROWS**, *JOHN LUCIANI, Director*
 1979-80 **NEW YORK ARROWS**, *JOHN LUCIANI, Director*
 1978-79 **NEW YORK ARROWS**, *JOHN LUCIANI, Director*

MOST VALUABLE PLAYER/Regular Season

- 1983-84 **STAN STAMENKOVIC**, *BALTIMORE*
 1982-83 **ALAN MAYER**, *SAN DIEGO*
 1981-82 **STEVE ZUNGUL**, *NEW YORK*
STAN TERLECKI, *PITTSBURGH*
 1980-81 **STEVE ZUNGUL**, *NEW YORK*
 1979-80 **STEVE ZUNGUL**, *NEW YORK*
 1978-79 **STEVE ZUNGUL**, *NEW YORK*

SCORING CHAMPION

- 1983-84 **STAN STAMENKOVIC**, *BALTIMORE*
 1982-83 **STEVE ZUNGUL**, *NY/GOLDEN BAY*
 1981-82 **STEVE ZUNGUL**, *NEW YORK*
 1980-81 **STEVE ZUNGUL**, *NEW YORK*
 1979-80 **STEVE ZUNGUL**, *NEW YORK*
 1978-79 **FRED GRGUREV**, *PHILADELPHIA*

COACH-OF-THE-YEAR

- 1983-84 **KENNY COOPER**, *BALTIMORE*
 1982-83 **PAT McBRIDE**, *KANSAS CITY*
 1981-82 **DAVE CLEMENTS**, *DENVER*
 1980-81 **DON POPOVIC**, *NEW YORK*
 1979-80 **LEN BILOUS**, *PITTSBURGH*
PAT McBRIDE, *ST. LOUIS*
 1978-79 **TIMO LIEKOSKI**, *HOUSTON*

ROOKIE-OF-THE-YEAR

- 1983-84 **KEVIN MAHER**, *PITTSBURGH*
 1982-83 **KIRK SHERMER**, *LOS ANGELES*
 1981-82 **GERMAIN IGLESIAS**, *BUFFALO*
 1980-81 **DON EBERT**, *ST. LOUIS*
 1979-80 **JIM SINCLAIR**, *BUFFALO*

TOP GOALKEEPER

- 1983-84 **SLOBO ILIJEVSKI**, *ST. LOUIS*
 1982-83 **ZOLTAN TOTH**, *NEW YORK*
 1981-82 **SLOBO ILIJEVSKI**, *ST. LOUIS*
 1980-81 **ENZO DI PEDE**, *CHICAGO*
 1979-80 **SEPP GANTENHAMMER**, *HOUSTON*
 1978-79 **PAUL HAMMOND**, *HOUSTON*

MOST VALUABLE PLAYER/Playoffs

- 1983-84 **SCOTT MANNING**, *BALTIMORE*
 1982-83 **JULIE VEEV**, *SAN DIEGO*
 1981-82 **STEVE ZUNGUL**, *NEW YORK*
 1980-81 **STEVE ZUNGUL**, *NEW YORK*
 1979-80 **STEVE ZUNGUL**, *NEW YORK*
 1978-79 **SHEP MESSING**, *NEW YORK*


PASS MASTER (Most Assists)

- 1983-84 **STAN STAMENKOVIC**, *BALTIMORE*
 1982-83 **STAN STAMENKOVIC**, *MEMPHIS*
 1981-82 **STEVE ZUNGUL**, *NEW YORK*
 1980-81 **JORGEN KRISTENSEN**, *WICHITA*
 1979-80 **STEVE ZUNGUL**, *NEW YORK*
 1978-79 **FRED GRGUREV**, *PHILADELPHIA*


DEFENDER AWARD

- 1983-84 **KIM ROENTVED**, *WICHITA*
 1982-83 **BERNIE JAMES**, *CLEVELAND*
 1981-82 **VAL TUKSA**, *NEW YORK*


1983/84 MISL AWARD WINNERS




Rookie-of-the-Year
Kevin Maher



Top Goalkeeper
Slobo Ilievski




MVP—Regular Season
Scoring Champion
Pass Master
Stan Stamenkovic



Coach-of-the-Year
Kenny Cooper



Top Defender
Kim Roentved



MVP—Playoffs
Scott Manning

MISL SELECT TEAMS

1983/84

First Team:

SLOBO ILIJEVSKI, St.L. Steamers, GK
SAM BICK, St.L. Steamers
KIM ROENTVED, Wich. Wings
KAI HAASKIVI, Cleve. Force
STAN STAMENKOVIC, Balt. Blast
ANDY CHAPMAN, Wich. Wings

Second Team:

MIKE DOWLER, Wich. Wings, GK
TONY BELLINGER, St.L. Steamers
GREG MAKOWSKI, K.C. Comets
CRAIG ALLEN, Cleve. Force
GORDON HILL, K.C. Comets
MARK LIVERIC, N.Y. Arrows

Honorable Mention: SCOTT MANNING, Baltimore; HELMUT DUDEK, Memphis; RAY EVANS, Tacoma; BATATA, Los Angeles; POLI GARCIA, Los Angeles.

1982/83

First Team:

ALAN MAYER, S.D. Sockers, GK
STEVE ZUNGUL, G.B. Earthquakes
STAN STAMENKOVIC, Mem. Americans
JULIE VEEVE, S.D. Sockers
VAL TUKSA, N.Y. Arrows
HEINZ WIRTZ, Balt. Blast

Second Team:

KEITH VAN ERON, Balt. Blast, GK
STAN TERLECKI, Pitts. Spirit
KAI HAASKIVI, Cleve. Force
JORGEN KRISTENSEN, Wich. Wings
GREG MAKOWSKI, K.C. Comets
KIM ROENTVED, Wich. Wings

Honorable Mention: SLOBO ILIJEVSKI, St. Louis; PATO MARGETIC, Chicago; KAZ DEYNA, San Diego; HELMUT DUDEK, Memphis; BERNIE JAMES, Cleveland.

1981/82

First Team:

SLOBO ILIJEVSKI, St.L. Steamers, GK
VAL TUKSA, NY Arrows
HELMUT DUDEK, Mem. Americans
STEVE ZUNGUL, NY Arrows
STAN TERLECKI, Pitts. Spirit
STAN STAMENKOVIC, Mem. Americans

Second Team:

MIKE DOWLER, Wich. Wings, GK
IAN ANDERSON, NJ Rockets
KEVIN KEWLEY, Wich. Wings
STEVE DAVID, Phx. Inferno
JOE FINK, Balt. Blast
TONY GLAVIN, St.L. Steamers

Honorable Mention: SHEP MESSING, RENATO CILA, OMAR GOMEZ, NY; JOHN O'HARA, KRYS SOBIESKI, DAVE MacKENZIE, PAUL CHILD, Pittsburgh; CARL ROSE, DON EBERT, St. Louis; KIM ROENTVED, JORGEN KRISTENSEN, Wichita; KEITH FURPHY, Cleveland



1980/81

First Team:

SHEP MESSING, N.Y. Arrows, GK
STEVE ZUNGUL, N.Y. Arrows
BRANKO SEGOTA, N.Y. Arrows
TONY GLAVIN, St.L. Steamers
DAVE D'ERRICO, N.Y. Arrows
STEVE PECHER, St.L. Steamers
IAN ANDERSON, Cleve. Force

Second Team:

RICHARD BUT, Hart. Hellions, GK
PAUL KITSON, Chi. Horizons
CHARLIE CORDAS, Buff. Stallions
VIC DAVIDSON, Phx. Inferno
DOC LAWSON, Phila. Fever
JIM POLLIHAN, Balt. Blast

Honorable Mention: SEPP GANTENHAMMER, Baltimore; SLOBO ILIJEVSKI, St. Louis; JOE FINK, Philadelphia; JORGEN KRISTENSEN, Wichita; ADRIAN BROOKS, Denver; JOHNNY MOORE, San Francisco; TY KEOUGH, St. Louis; TONY BELLINGER, St. Louis.

1979/80

First Team:

SHEP MESSING, N.Y. Arrows, GK
IAN ANDERSON, Hou. Summit
FLEMMING LUND, Det. Lightning
STEVE ZUNGUL, N.Y. Arrows
KAI HAASKIVI, Hou. Summit
BRANKO SEGOTA, N.Y. Arrows

Second Team:

ALAN MAYER, Pitts. Spirit, GK
CLIVE CHARLES, Pitts. Spirit
STEVE PECHER, St.L. Steamers
DAVE D'ERRICO, N.Y. Arrows
FRED GRGUREV, Phila. Fever
STEVE BUTTLE, Pitts. Spirit
JULIE VEEVE, N.Y. Arrows

Honorable Mention: PAT EROCOLI, Detroit; LUIS ALBERTO, N.Y.; NORMAN PIPER, Wichita; JIM RYAN, Wichita; JIM MAY, Buffalo; MICK POOLE, Houston; KEITH VAN ERON, Wichita; ERNIE BURIANO, Buffalo; DOC LAWSON, Philadelphia; JIM POLLIHAN, Houston.


1978/79

First Team:

SHEP MESSING, N.Y. Arrows, GK
KAI HAASKIVI, Hou. Summit
STEVE ZUNGUL, N.Y. Arrows
DOUG WARK, Cinn. Kids
FRED GRGUREV, Phila. Fever
IAN ANDERSON, Hou. Summit

Second Team:

PAUL HAMMOND, Hou. Summit, GK
STEWART JUMP, Hou. Summit
JIM POLLIHAN, N.Y. Arrows
JOE FINK, Phila. Fever
TY KEOUGH, Cinn. Kids
TOMMY MULROY, Pitts. Spirit
ALAN HAMLYN, Cleve. Force



MISL TOP PERFORMANCES

GOALS IN A GAME

- 7—JOE FINK, Balt. vs. N.J. 1/29/82
STEVE ZUNGUL, N.Y. vs. Chic. 3/8/81
GENE GEIMER, Cinn. vs. Houston 1/7/79
- 6—MARK LIVERIC, Balt. vs. S.F. 1/3/81
FRED GRGUREV, Phila. vs. Hartford 2/28/80
STEVE ZUNGUL, N.Y. vs. Detroit 2/15/80
STEVE ZUNGUL, N.Y. vs. Detroit 2/10/80
BRANKO SEGOTA, N.Y. vs. Pitts. 1/13/80
BRANKO SEGOTA, N.Y. vs. Phila. 1/4/80
KAI HAASKIVI, Houston vs. Pitts. 12/23/79
IAN ANDERSON, Houston vs. Cleve. 12/26/78
GORDON HILL, K.C. vs. St. Louis 12/9/83

ASSISTS IN A GAME

- 5—STEVE ZUNGUL, G.B. vs. S.D. 5/16/83
VIDAL FERNANDEZ, S.D. vs. G.B. 4/13/83
OMAR GOMEZ, Wich. vs. Mem. 2/4/83
STAN STAMENKOVIC, Mem. vs. Wich. 2/2/83
STAN STAMENKOVIC, Mem. vs. Pitts. 11/6/82
STAN TERLECKI, Pitts. vs. Balt. 3/28/82
TIM WALTERS, Denv. vs. Phx. 3/7/81
CHARLIE CORDAS, Buff. vs. Phx. 2/18/81
JORGEN KRISTENSEN, Wich. vs. Phx. 2/3/81
LOUIS NANCHOFF, Phila. vs. Cleve. 1/20/81
VIC DAVIDSON, Phx. vs. S.F. 12/10/80
FRED GRGUREV, Phila. vs. N.Y. 3/9/80
SID NOLAN, Pitts. vs. Phila. 3/5/79
PETAR BARALIC, Phoenix vs. L.A. 12/16/83
ZEEE KAPKA, Pitts. vs. Mem. 1/21/84
MIKE LASHCHEV, N.Y. vs. Mem. 3/13/84

POINTS IN A GAME

- 9—STEVE ZUNGUL, N.Y. vs. Buff. 2/10/82 (5 goals, 4 asst.)
VIC DAVIDSON, Phoenix vs. S.F. 12/10/80 (4 goals, 5 asst.)
KAI HAASKIVI, Houston vs. Pitts. 12/23/79 (6 goals, 3 asst.)
- 8—STAN STAMENKOVIC, Mem. vs. Pitts. 2/2/83 (3 goals, 5 asst.)
STAN STAMENKOVIC, Mem. vs. Pitts. 11/6/82 (3 goals, 5 asst.)
STEVE ZUNGUL, N.Y. vs. N.J. 4/4/82
PAUL CHILD, Pitts. vs. Buff. 4/2/82
STAN STAMENKOVIC, Mem. vs. Phila. 2/28/82
JOE FINK, Balt. vs. N.J. 1/29/82
STEVE ZUNGUL, N.Y. vs. Buff. 12/20/81
CHARLIE CORDAS, Buffalo vs. Phoenix 2/18/81
IUBO PETROVIC, Buffalo vs. Phoenix 2/18/81
STEVE ZUNGUL, N.Y. vs. St. Louis 12/14/80
FRED GRGUREV, Phila. vs. St. Louis 3/3/80
STEVE ZUNGUL, N.Y. vs. Detroit 2/10/80
STEVE ZUNGUL, N.Y. vs. Wichita 1/26/80
FRED GRGUREV, Phila. vs. N.Y. 3/4/79

SAVES IN A GAME

- 46—ROY MESSING, S.F. vs. Wichita 3/4/81
- 44—FRANK BUCCI, Denv. vs. St.L. 11/27/80
MIKE HEWITT, Hart. vs. N.Y. 2/22/80
- 43—SLOBO ILIJEVSKI, St.L. vs. Buffalo 2/27/81
- 42—SLOBO ILIJEVSKI, St.L. vs. Chic. 1/23/81
ARDO PERRI, Phila. vs. Denv. 1/16/81
- 41—SLOBO ILIJEVSKI, St.L. vs. Wichita 1/18/81
- 40—CLIFF BROWN, Cleve. vs. Denv. 2/28/81
SCOTT MANNING, Buffalo vs. Denv. 1/26/81
- 39—MICK POOLE, Houston vs. N.Y. 12/14/79
PAUL MAXI, Buffalo vs. St.L. 2/12/82

SHOTS ON GOAL FACED IN A GAME

- 58—ENZO DIPEDE, K.C. vs. L.A. 2/17/84 OT
- 56—VAN TAYLOR, Phoenix vs. Balt. 3/3/83
- 55—JOHN BARETTA, Tac. vs. St. Louis 2/12/84 OT
- 52—RADMILO IVANCEVIC, Cleve. vs. G.B. 1/14/83
- 51—SHEP MESSING, N.Y. vs. Mem. 4/6/84
- 50—MIKE HEWITT, G.B. vs. Chic. 12/29/82 OT
BILL MISHALOW, Mem. vs. N.Y. 12/16/83 OT
BLAGOJE TAMINDZIC, Phoenix vs. L.A. 12/16/83
CHRIS VACCARO, Cleve. vs. L.A. 2/9/84
VICTOR PETRONI, Phoenix vs. St. Louis 2/23/84
WIESLAW SURLIT, Buff. vs. Mem. 3/30/84

BLOCKED SHOTS IN A GAME

- 10—HENRY SOSNICA, Mem. vs. K.C. 1/4/83
BERNIE JAMES, Cleve. vs. N.Y. 4/16/83
- 9—BRANKO RADOVIC, Cleve. vs. Wich. 12/3/82
YOUNG JEUNG CHO, Chic. vs. Cleve. 12/30/82
ALAN KELLEY, L.A. vs. Balt. 11/26/84
MIKE STANKOVIC, Balt. vs. L.A. 11/26/84
HEINZ WIRTZ, Balt. vs. St. Louis 2/19/84
OSCAR PISANO, Buff. vs. Mem. 3/31/84
GEORGE ESPINOZA, Mem. vs. K.C. 4/1/84

MISL TOP PERFORMANCES

GOAL-A-GAME

Players Who Averaged a Goal a Game for Their Career
(Minimum 30 Games)

Rank/Name	G	GP	AVG	YRS	Team(s)
1. Steve Zungul	419	173	2.42	78-83	NY/Golden Bay
2. Stan Terlecki	139	88	1.58	81-83	Pittsburgh
3. Julie Veece	86	63	1.37	79/80	New York 82/83 San Diego
4. Branko Segota	118	87	1.36	78-81	New York
5. Kai Haaskivi	164	141	1.16	78-84	Hous/Cleve
6. Fred Grgurev	259	230	1.13	78-84	Phila/NY/NJ/NY/Mem
7. Tony Glavin	145	129	1.12	80-84	St. Louis
8. Stan Stamenkovic	135	123	1.10	81-84	Mem/Balt
Craig Allen	124	113	1.10	81-84	NJ/Cleve
10. Chris Dangerfield	52	48	1.08	82/83	Golden Bay
11. Dale Mitchell	35	33	1.06	83/84	Tacoma
Derek Smethurst	35	33	1.06	81/82	Memphis
13. Paul Child	140	133	1.05	81-84	Pittsburgh
14. Keith Furphy	145	140	1.04	81-84	Cleveland
15. Iubo Petrovic	112	110	1.02	79-82	Buff/Phx/KC
16. Don Ebert	157	155	1.01	80-84	St. Louis
Vic Davidson	137	136	1.01	80-84	Phx/Cleve
18. Kaz Deyna	45	45	1.00	82/83	San Diego

SHUTOUTS

Goalkeeper	Game	Score	Shots		Date
			Faced	Saves	
Paul Hammond	Hous. vs. Cleve.	9-0	23	12	3/07/79
Shep Messing (49 min.)	N.Y. vs. Cleve.	7-0	32	8	2/20/80
Enzo DiPede (11 min.)			9	3	
Sepp Gantenhammer	Hous. vs. Cleve.	4-0	35	17	3/09/80
Ardo Perri	Phila. vs. Wich.	3-0	27	12	12/16/80
Mike Dowler	Wich. vs. S.F.	8-0	25	18	12/28/80
Mike Dowler	Wich. vs. Cleve.	10-0	63	27	1/02/81
Scott Manning	Buff. vs. Phila.	5-0	15	9	1/24/81
Mike Dowler	Wich. vs. Denv.	1-0	45	29	12/13/81
Gary Allison	Pitt. vs. Phila.	11-0	30	16	1/31/82
Slobo Ilijevski	St.L. vs. K.C.	7-0	40	18	2/07/82
Van Taylor	Phx. vs. Den.	3-0	24	8	3/27/82
Zoltan Toth	N.Y. vs. Memphis	5-0	12	12	1/12/83
Slobo Ilijevski	St.L. vs. Chic.	6-0	34	27	1/14/83
Krys Sobieski	Pitt. vs. Cleve.	6-0	30	19	3/31/83
Slobo Ilijevski	St.L. vs. K.C.	2-0	27	26	4/10/83
Alan Mayer (59 min.)	SD vs. Balt.	6-0	22	10	5/13/83
Kaz Deyna (1 min.)			0	0	
Alan Mayer (57 min.)	SD vs. Balt.	7-0	18	5	5/15/83
Kaz Deyna (3 min.)			1	1	
John Baretta (30 min.)	Tac. vs. Pitts.	3-0	10	6	12/10/84
Tony Chursky (30 min.)			17	11	
Enzo DiPede	K.C. vs. Mem.	4-0	26	16	1/4/84
Slobo Ilijevski	St.L. vs. Wich.	3-0	31	22	3/2/84

MISL COACHES

	Season(s)	Games	W-L	Pct.	PLAYOFFS			Pct.
					Season(s)	Games	W-L	
1. Don Popovic, NY/Golden Bay	1-5	190	139-51	.732	1-4	21	17-4	.810
* 2. Ron Newman, San Diego	5	48	32-16	.667	5	10	8-2	.800
* 3. Kenny Cooper, Hous./Balt.	2-6	212	132-80	.623	2-6	37	23-14	.622
* 4. Timo Liekoski, Hous./NJ/Clev.	1,4-6	137	82-55	.599	1,5-6	16	7-9	.438
5. Len Bilous, Cinn./Pitt./Phil.	1-3	78	46-32	.590	1-2	4	1-3	.250
* 6. Willy Roy, Chi.	5	48	28-20	.583	5	3	1-2	.333
* Freddie Goodwin, Tacoma	6	36	21-15	.583				
8. Al Trost, St. Louis	4-5	58	33-25	.569	4	10	6-4	.600
9. Ray Klivecka, Buff.	3-4	69	39-30	.565	3-4	5	1-4	.200
* 10. Roy Turner, Wich.	2-6	212	118-94	.557	2-6	25	11-14	.440
* 11. John Kowalski, Hart./Pitt.	3-6	180	100-80	.556	4-6	7	2-5	.286
12. George O'Neill, Phil.	1-2	56	28-28	.500	1	3	1-2	.333
Adrian Webster, Phx.	3-4	20	10-10	.500	3	3	1-2	.333
* 14. Dave Clements, Den./St.L.	3-6	166	82-84	.494	4-6	18	8-10	.444
* 15. Pat McBride, St.L./K.C.	2-6	203	98-105	.483	3,5-6	11	5-6	.455
16. Ian Anderson, N.J.	4	27	13-14	.481				
17. Tony Simoes, Phx.	5-6	78	37-41	.474				
18. Terry Fisher, Det.	2	32	15-17	.469	2	1	0-1	.000
19. Sal DeRosa, Buff.	2-3	47	22-25	.468	2	1	0-1	.000
20. Joe Machnik, NY	5-6	43	20-23	.465	5	3	1-2	.333
21. Jay Hoffman, Buff.	5	33	15-18	.455				
22. Horst Bertl, Mem.	4-5	92	39-53	.424	4	3	1-2	.333
23. Luis Dabo, Chi./K.C./Buff.	3-6	93	39-54	.419	3	3	1-2	.333
24. Shep Messing, NY	5-6	12	5-7	.417	6	4	1-3	.250
25. Eddie McCreddie, Cleve.	2-4	116	48-68	.414	3	3	1-2	.333
26. Kyle Rote, Jr., Mem.	6	48	18-30	.375				
* 27. Peter Wall, Phx./L.A.	4-6	135	49-86	.363	6	4	1-3	.250
28. Alex Pringle, Pitt.	2	15	5-10	.333				
Gordon Fearnley, Cleve.	1	6	2-4	.333				
30. Roger Thompson, Golden Bay	5	30	9-21	.300				
Jim May, Buff.	6	20	6-14	.300				
32. Walt Chyzowych, Phil.	4	25	7-18	.280				
33. Ted Podleski, Phx.	6	18	5-13	.278				
34. Norm Sutherland, Phx.	3	25	7-18	.280				
35. Johnny Moore, S.F.	3	40	11-29	.275				
36. Bruno Schwartz, Pitt.	1	24	6-18	.250				
Hank Liotart, Hart.	2	12	3-9	.250				
38. Manny Schellscheidt, Phil.	4	17	4-13	.235				
39. Jim McGeough, NY	6	10	2-8	.200				
Skip Roderick, Phil.	3-4	5	1-4	.200				
41. Peter Terry, Cleve.	1	18	3-15	.167				
42. Charlie McCully, Hart.	2	20	3-17	.150				
43. Bob McNab, Tac.	6	12	1-11	.083				
44. Dave D'Errico, NY	5	1	0-1	.000				

Key for Season(s): 1—1978/79 2—1979/80 3—1980/81 4—1981/82 5—1982/83
6—1983/84

*Active Coaches

CONSECUTIVE GAMES SCORING A GOAL

Games	Player, Team	Season(s)†
1.*	26 Steve Zungul, New York	79/80—80/81
	26 Steve Zungul, New York	80/81
3.	24 Steve Zungul, New York	80/81—81/82
4.	20 Branko Segota, New York	78/79—79/80
	20 Fred Grgurev, Philadelphia	78/79—79/80
6.	19 Mark Liveric, New York	83/84
7.	18 Steve Zungul, New York	78/79—79/80
8.	16 Joe Fink, Philadelphia	80/81
9.	15 Iubo Petrovic, Buffalo	79/80—80/81
	15 Graham Fyfe, Pitts./Cleve.	79/80—80/81
	15 Steve Zungul, New York	81/82
12.	14 Joe Fink, Phila./Balt.	80/81—81/82
13.	13 Chris Dangerfield, Golden Bay	82/83
14.	12 Stan Stamenkovic, Memphis	81/82

*Steve Zungul had two 26-game consecutive scoring streaks. He scored a goal in 52 of 53 straight games.

†Some streaks carry over from one season to the next.

6th MISL ALL-STAR GAME

February 24, 1985
Richfield Coliseum
Richfield, OH
(Home of the Cleveland Force)

1st MISL ALL-STAR GAME

Feb. 27, 1980
St. Louis Checkerdome
Attendance: 16,892

ATLANTIC 0 3 1 0 — 4
CENTRAL 1 4 0 4 — 9

ATLANTIC—May (Buff.), D'Errico (N.Y.), Harsanyi (N.Y.), Toomey (Hart.), Charles (Pitts.), Zungul (N.Y.), Karasi (Buff.), Veev (N.Y.), MacKenzie (Pitts.), Sutevski (N.Y.), Petrovic (Buff.), Buttle (Pitts.), Grgurev (Phila.), Segota (N.Y.), Lawson (Phila.), S. Messing (N.Y.)

CENTRAL—Poole (Hous.), I. Anderson (Hous.), Ley (Wich.), Pecher (St. L.), Bellinger (St. L.), Haaskivi (Hous.), Piper (Wich.), Stremiau (Hous.), Ryan (Wich.), Garcia (Cleve.), Ercoli (Det.), Lund (Det.), Rose (St. L.), Moore (Det.), Cuenca (St. L.), Turner (Det.), Best (Cleve.) (DNP), Jump (Hous.) (DNP).

SCORING

FIRST—1. (C), ERCOLI (Pecher) 8:29.
SECOND—2. (C), ERCOLI (Stremiau) 3:41; 3. (C), ERCOLI (Poole) 5:38; 4. (C), PIPER (Haaskivi) 6:26; 5. (C), CUENCA (Lund) 6:58; 1. (A), LAWSON (Grgurev) 9:31; 2. (A), GRGUREV (Segota) 10:02; 3. (A), ZUNGUL (Veev) 14:14.
THIRD—4. (A), VEEV (Harsanyi) 9:49.
FOURTH—6. (C), PECHER (Ercoli) 2:47; 7. (C), RYAN (Bellinger) 8:46; 8. (C), HAASKIVI (Piper) 11:31; 9. (C), GARCIA (Anderson) 13:25.

PENALTIES

FIRST—Poole (C), delay 11:04
SECOND—None
THIRD—None
FOURTH—None

GOALKEEPERS

	Min.	Shots	Saves	Goals
MAY (A)	15	9	3	1
S MESSING (A)	45	41	14	8 (L)
POOLE (C)	60	41	26	4 (W)

REFEREE: Dr. Joe Machnik

ASSISTANT: Gino D'ippolito

3 STARS: PAT ERCOLI (C), MICK POOLE (C), STEVE PECHER (C)

BUDWEISER MVP AWARD—PAT ERCOLI

2nd MISL ALL-STAR GAME

Feb. 11, 1981
Madison Square Garden
Attendance: 13,170

WESTERN 0 2 1 5 — 8
EASTERN 2 0 2 1 — 5

WESTERN—Allison (Chi.), Rose (St. L.), Ley (Wich.), Pecher (St. L.), Keough (St. L.), Bellinger (St. L.), Roentved (Wich.), Moore (S.F.), Ebert (St. L.), Davidson (Phx.), Brooks (Den.), Michia (Chi.), Kitson (Chi.), Bick (St. L.), Glavin (St. L.), Van Eron (Wich.), Simoes (Chi.) (DNP).

EASTERN—Messing (N.Y.), D'Errico (N.Y.), O'Hara (Cleve.), Anderson (Cleve.), Buriano (Buff.), Zungul (N.Y.), Alberto (N.Y.), Cave (Hart.), Ercoli (Buff.), Pollihan (Balt.), Fink (Phil.), Grgurev (N.Y.), Segota (N.Y.), Lawson (Phila.), Astigarraga (Cleve.), Gantenhammer (Balt.).

SCORING

FIRST—1. (E), ERCOLI (Grgurev) 6:17; 2. (E), SEGOTA (Lawson) 11:28.
SECOND—1. (W), GLAVIN (Davidson) 2:04; 2. (W), MOORE (Michia) 14:27.
THIRD—3. (E), LAWSON (Segota) 3:59; 4. (E), ZUNGUL (Segota) 6:26; 3. (W), EBERT (Kitson) 9:36.
FOURTH—4. (W), KITSON (Pecher) 1:22; 9. (E), ZUNGUL (Grgurev) 2:56; 5. (W), BROOKS (unast.); 6. (W), BROOKS (Keough) 6:58; 7. (W), GLAVIN (Davidson) 9:58; 8. (W), KEOUGH (unast.) 13:07.

PENALTIES

FIRST—Messing (E), delay 8:58; Allison (W), handball 9:18
SECOND—D'Errico (E), tripping :27
THIRD—Michia (W), delay 4:31; D'Errico (E), conduct 9:07; Davidson (W), conduct 9:07
FOURTH—Rose (W), holding :53; Buriano (E), tripping 6:01

GOALKEEPERS

	Min.	Shots	Saves	Goals
ALLISON (W)	30	19	11	2
VAN ERON (W)	30	19	12	3 (W)
MESSING (E)	45	26	23	3
GANTENHAMMER (E)	15	10	5	5 (L)

REFEREE: Dr. Joe Machnik

ALTERNATE: Julio Salas

3 STARS: ADRIAN BROOKS (W), STEVE ZUNGUL (E), TONY GLAVIN (W)

BUDWEISER MVP AWARD—ADRIAN BROOKS

50

3rd MISL ALL-STAR GAME

February 23, 1982
Buffalo Memorial Auditorium
Attendance: 13,426

WESTERN 2 2 2 3 — 9
EASTERN 0 1 3 1 — 5

WESTERN—Iljjevski (St. L.), Dudek (Mem.), Pecher (St. L.), Keough (St. L.), Bellinger (St. L.), David (Phx.), Salvemini (K.C.), Ebert (St. L.), Stamenkovic (Mem.), Kewley (Wich.), Kristensen (Wich.), Walters (Den.), Piper (Wich.), Glavin (St. L.), Rose (St. L.), Dowler (Wich.), Villa (St. L.) (DNP).

EASTERN—Messing (N.Y.), MacKenzie (Pitt.), O'Hara (Pitt.), Cila (N.Y.), MacWilliams (Phila.), Zungul (N.Y.), Alberto (Cleve.), Terlecki (Pitt.), Fink (Balt.), Baralic (Balt.), Kitson (N.Y.), Iglesias (Buff.), Tuksa (N.Y.), Anderson (N.J.), Furphy (Cleve.), Houska (Cleve.).

SCORING

FIRST—1. (W), DUDEK (Kristensen) 11:25; 2. (W), GLAVIN (Piper) 14:29
SECOND—3. (W), KEWLEY (Kristensen) 1:34; 4. (W), GLAVIN (Stamenkovic) 4:50; 1. (E), BARALIC (Terlecki) 7:37
THIRD—2. (E), ANDERSON (Baralic) 4:29; 5. (W), KEOUGH (Glavin) 8:06; 3. (E), ZUNGUL (Kitson) 10:40; 6. (W), STAMENKOVIC (Walters) 11:36; 4. (E), CILA (Alberto) 14:40
FOURTH—7. (W), GLAVIN (UA) 1:37; 5. (E), BARALIC (Iglesias) 1:52; 8. (W), PECHER (Kristensen) 11:13; 9. (W), KEWLEY (Glavin) 13:17

PENALTIES

FIRST—Pecher (W), tripping 11:56; Anderson (E), boarding 14:19
SECOND—Pecher (W), tripping 9:59
THIRD—Rose (W), tripping 5:23; Terlecki (E), boarding 8:33

GOALKEEPERS

	Min.	Shots	Saves	Goals
ILJEVSKI (W)	30	31	6	1
DOWLER (W)	30	19	3	4 (W)
MESSING (E)	30	21	8	5 (L)
HOUSKA (E)	30	19	4	4

REFEREE: Bill Maxwell

ALTERNATE: Jeff Mantel

3 STARS: TONY GLAVIN (W); PETAR BARALIC (E); SLOBO ILJEVSKI (W)

BUDWEISER MVP AWARD—TONY GLAVIN

4th MISL ALL-STAR GAME

Feb. 22, 1983
Kemper Arena
Attendance: 14,289

WESTERN 1 1 2 1 1 — 6 OT
EASTERN 1 3 0 1 0 — 5

WESTERN—Mayer (S.D.), Tobin (L.A.), David (Phx.), Makowski (K.C.), Coker (S.D.), Bellinger (St. L.), Zungul (G.B.), Clark (K.C.), Orhan (K.C.), Keough (St. L.), Roentved, K. (Wich.), Kristensen (Wich.), Albuquerque (Phx.), Pecher (St. L.), Veev (S.D.), Iljjevski (St. L.).

EASTERN—Van Eron (Balt.), Dudek (Mem.), Mephram (Buff.), Buriano (Buff.), Hall (Chic.), MacWilliams (Balt.), Wirtz (Balt.), O'Hara (Pitt.), Margetic (Chic.), Stamenkovic (Mem.), Haaskivi (Clev.), Terlecki (Pitt.), Baralic (Balt.), Tuksa (N.Y.), Alberto (Clev.), Toth (N.Y.).

SCORING

FIRST—1 (E), MEFHAM (MacWilliams) 1:02; 1 (W), ZUNGUL (Veev) 1:33.
SECOND—2 (W), ORHAN (Bellinger) 3:02; 2 (E), STAMENKOVIC (Mephram) 7:07; 3 (E), STAMENKOVIC (Baralic) 7:31; 4 (E), STAMENKOVIC (UA) 12:06.
THIRD—3 (W), MAKOWSKI (Zungul) :28; 4 (W), BELLINGER (Orhan) 2:25.
FOURTH—5 (W), COKER (David) 3:04; 5 (E), STAMENKOVIC (Terlecki) 12:34.
OT—6 (W), ROENTVED (Kristensen) 6:18.

PENALTIES

FIRST—VAN ERON (E), Handball 9:55
SECOND—None
THIRD—ORHAN (W), Tripping 4:17
FOURTH—VEEV (W), Tripping 8:49

GOALKEEPERS

	Min.	Shots	Saves	Goals
VAN ERON (E)	30	14	5	2
TOTH (E)	37	18	11	4 (L)
ILJEVSKI (W)	30	19	8	4
MAYER (W)	37	14	6	1 (W)

REFEREE: Gino D'ippolito

ALTERNATE: Herb Silva

3 STARS: STAN STAMENKOVIC (E); STEVE ZUNGUL (W); ALAN MAYER (W)

BUDWEISER MVP AWARD—STAN STAMENKOVIC

ALL-STAR MISLANIA

5th MISL ALL-STAR GAME

Feb. 15, 1984

St. Louis Arena

Attendance: 16,312

EASTERN 4 1 0 3 - 8
WESTERN 2 1 0 3 - 6

WESTERN—Ilijevski (St. L.), Evans (Tac.), Gorman (Phx.), Makowski (K.C.), Bellinger (St. L.), Doran (St. L.), Davis (St. L.), Gomez (Wich.), Garcia (L.A.), K. Roentved (Wich.), Koutsoukos (K.C.), Chapman (Wich.), Hill (K.C.), Baralic (Phx.), Batata (L.A.), DiPede (K.C.)

EASTERN—Sobieski (Cleve.), Dudek (Mem.), O'Hara (Pitt.), Buriano (Buff.), Mephram (Buff.), MacKenzie (Pitt.), Kitson (Balt.), Carboynani (Mem.), Stamenkovic (Balt.), Salguero (Buff.), Haaskivi (Cleve.), Allen (Cleve.), Grgurev (N.Y.), Tuksa (N.Y.), Furphy (Cleve.), Manning (Balt.)

SCORING

FIRST—1. (E), DUDEK (Stamenkovic) 1:47; 2. (E), HAASKIVI (Carboynani) 7:45; 1. (W), MAKOWSKI (ua) 9:08; 2. (W), BELLINGER (Chapman) 10:57; 3. (E), HAASKIVI (Allen) 11:44; 4. (E), GRGUREV (Stamenkovic) 13:49

SECOND—3. (W), KOUTSOUKOS (Baralic) 2:45; 5. (E), KITSON (Furphy) 9:29

THIRD—None

FOURTH—6. (E), MEPHAM (Stamenkovic) 1:55; 4. (W), ROENTVED (Gomez) 2:56; 7. (E), ALLEN (Stamenkovic) 4:16; 5. (W), KOUTSOUKOS (Evans) 7:00; 6. (W), BARALIC (Hill) 9:34; 8. (E) FURPHY (Haaskivi) 13:49

PENALTIES

FIRST—Evans (W), Tripping 11:57

SECOND—None

THIRD—Mephram (E), Tripping 1:54

FOURTH—Manning (E), Holding 8:53; Carboynani (E), Conduct 8:53

GOALKEEPERS

	Min.	Shots	Saves	Goals
SOBIESKI (E)	30	22	15	3
MANNING (E)	30	20	12	3
ILJEVSKI (W)	45	25	14	4
DYPEDE (W)	15	11	5	4

SR. REFEREE: Toros Kibritjian

REFEREE: Herb Silva

ALTERNATE: Gino Dippolito

BUDWEISER MVP AWARD—STAN STAMENKOVIC

ALL-STAR GAME PLAYER STATISTICS

	Years	G	A	PIM		Years	G	A	PIM
L. Alberto	81-83	0	1	0	S. Karasi	80	0	0	0
O. Albuquerque	83	0	0	0	T. Keough	81-83	2	1	0
C. Allen	84	1	1	0	K. Kewley	82	2	0	0
I. Anderson	80-82	1	1	2	P. Kitson	81, 82, 84	2	2	0
R. Astigarraga	81	0	0	0	T. Koutsoukos	84	2	0	0
P. Baralic	82-84	3	3	0	J. Kristensen	82, 83	0	4	0
Batata	84	0	0	0	D. Lawson	80, 81	2	1	0
T. Bellinger	80-84	2	2	0	G. Ley	80, 81	0	0	0
S. Bick	81	1	1	2	F. Lund	80	0	1	0
A. Brooks	81	2	0	0	D. MacKenzie	80-82, 84	0	0	0
E. Buriano	81-84	0	0	2	D. MacWilliams	82, 83	0	1	0
S. Buttle	80	0	0	0	G. Makowski	83, 84	2	1	0
T. Carboynani	84	0	1	2	P. Margetic	83	0	0	0
M. Cave	81	0	0	0	D. Mephram	83, 84	2	1	2
A. Chapman	84	0	1	0	J. C. Michia	81	0	1	2
C. Charles	80	0	0	0	J. Moore	80, 81	1	0	0
R. Cila	82	1	0	0	J. O'Hara	81-84	0	0	0
T. Clark	83	0	0	0	S. Pecher	80-83	2	2	4
A. Coker	83	1	0	0	I. Petrovic	80	0	0	0
M. Cuenca	80	1	0	0	N. Piper	80, 82	1	2	0
S. David	82, 83	0	1	0	J. Pollihan	81	0	0	0
V. Davidson	81	0	2	2	K. Roentved	81, 83, 84	2	0	0
R. Davis	84	0	0	0	C. Rose	80-82	0	0	4
D. D'Errico	80, 81	0	0	4	J. Ryan	80	1	0	0
D. Doran	84	0	0	0	C. Salguero	84	0	0	0
H. Dudek	82-84	2	0	0	L. Salvemini	82	0	0	0
R. Evans	84	0	1	2	B. Segota	80, 81	1	3	0
P. Ercoli	80, 81	0	0	4	S. Stamenkovic	82-84	5	5	0
J. Fink	81, 82	0	0	0	J. Stremiau	80	0	1	0
K. Furphy	82, 84	1	1	0	D. Sutevski	80	0	0	0
P. Garcia	80, 84	1	0	0	S. Terlecki	82, 83	0	2	2
T. Glavin	81, 82	5	2	0	D. Tobin	83	0	0	0
O. Gomez	84	0	1	0	P. Toomey	80	0	0	0
J. Gorman	84	0	0	0	V. Tuksa	82-84	0	0	0
F. Grgurev	80, 81, 84	2	3	0	J. Veece	80-83	1	2	2
K. Haaskivi	80-84	2	2	0	T. Walters	82	0	1	0
B. Hall	83	0	0	0	H. Wirtz	83	0	0	0
G. Hill	84	0	1	0	S. Zungul	80-83	4	1	0
G. Iglesias	82	0	1	0					

GAME WINNING GOALS: Cuenca, Brooks, Stamenkovic, K. Roentved, Allen

HAT TRICKS: Ercoli, Glavin, Stamenkovic

POWER PLAY GOALS: Glavin (2), Brooks, Zungul, Grgurev, Baralic

SHORTHANDED GOALS: Kitson

YELLOW CARDS: Pecher



Goalkeepers	Years	Min.	Shots Faced	Saves	Goals Allow	Avg/ Game	W/L
Gary Allison	81	30	19	11	2	4.00	0-0
Enzo DiPede	84	15	11	5	4	16.00	0-1
Mike Dowler	82	30	19	3	4	8.00	1-0
Sepp Gantenhammer	81	15	10	5	5	20.00	0-1
John Houska	82	30	19	4	4	8.00	0-0
Slobo Ilijevski	82-84	105	75	18	9	5.14	0-0
Scott Manning	84	30	20	12	3	6.00	0-0
Jim May	80	15	9	3	1	4.00	0-0
Alan Mayer	83	37	14	6	1	1.62	1-0
Shep Messing	80-83	120	88	45	16	8.00	0-2
Mick Poole	80	60	41	26	4	4.00	1-0
Krys Sobieski	84	30	22	15	3	6.00	1-0
Zoltan Toth	83	37	18	11	4	6.49	0-0
Keith Van Eron	81, 83	60	33	17	5	5.00	1-1

MISL 1983-84

FINAL STATISTICS

FINAL STANDINGS

EASTERN DIVISION

	W	L	P	GB	GF	GA
Baltimore	34	14	.708	—	280	203
Pittsburgh	32	16	.667	2	245	204
Cleveland	31	17	.646	3	269	229
New York	20	28	.417	14	232	280
Memphis	18	30	.375	16	216	284
Buffalo	15	33	.313	19	226	279

WESTERN DIVISION

	W	L	P	GB	GF	GA
St. Louis	26	22	.542	—	220	202
Wichita	25	23	.521	1	237	228
Los Angeles	24	24	.500	2	223	239
Kansas City	23	25	.479	3	232	246
Tacoma	22	26	.458	4	226	232
Phoenix	18	30	.375	8	221	249

TEAM	HOME		AWAY		ONE GOAL		OT	VS. EAST		VS. WEST	
	W/L	W/L	W/L	W/L	W/L	W/L		W/L	W/L		
1. Baltimore	20/4	14/10	11/9	4/3	19/11	15/3					
2. Buffalo	12/12	3/21	6/9	2/3	8/22	7/21					
3. Cleveland	18/6	13/11	10/6	4/2	19/11	12/6					
4. Kansas City	15/9	8/16	13/13	2/5	8/10	15/15					
5. Los Angeles	13/11	11/13	17/10	6/7	10/8	4/16					
6. Memphis	14/10	4/20	11/10	7/4	12/18	6/12					
7. New York	12/12	8/16	9/8	3/2	11/19	9/9					
8. Phoenix	12/12	6/18	8/11	5/3	5/13	13/17					
9. Pittsburgh	19/5	13/11	13/12	4/7	21/9	11/7					
10. St. Louis	16/8	10/14	11/13	7/4	9/9	17/13					
11. Tacoma	14/10	8/16	10/17	4/10	7/11	15/15					
12. Wichita	17/7	8/16	9/8	5/3	9/9	16/14					

SCORING LEADERS

NAME/TEAM	GP	G	A	PTS
1. Stan Stamenkovic, Balt.	46	34	63	97
2. Kai Haaskivi, Clev.	47	37	51	88
3. Craig Allen, Clev.	44	49	37	86
4. Mark Liveric, N.Y.	48	58	26	84
5. Fred Grgurev, Mem.	50	42	34	76
6. Andy Chapman, Wich.	46	53	21	74
7. Poli Garcia, L.A.	48	39	33	72
8. Keith Furphy, Clev.	48	39	31	70
Gordon Hill, K.C.	41	46	24	70
10. Lou Nanchoff, Clev.	42	36	33	69
Yilmaz Orhan, Mem.	47	49	20	69
12. Zeee Kapka, Pitt.	45	30	36	66
Dave MacWilliams, Balt.	45	33	33	66
13. Tasso Koutsoukos, K.C.	46	41	24	65
14. Paul Child, Pitt.	44	41	23	64
Charlie Cordas, Buff.	45	36	28	64
16. Jorgen Kristensen, Wich.	39	17	45	62
Ian Sybis, Pitt.	42	35	27	62
18. Batata, L.A.	42	36	25	61
19. Kim Roentved, Wich.	46	27	33	60

Goal Scoring Leaders

1. Mark Liveric, N.Y.	58
2. Andy Chapman, Wich.	53
3. Craig Allen, Clev.	49
Yilmaz Orhan, Mem.	49
5. Jeff Bourne, Wich.	46
Gordon Hill, K.C.	46
7. Fred Grgurev, Mem.	42
8. Paul Child, Pitt.	41
Tasso Koutsoukos, K.C.	41
10. Keith Furphy, Clev.	39
Poli Garcia, L.A.	39

Assist Leaders

1. Stan Stamenkovic, Balt.	63
2. Kai Haaskivi, Clev.	51
3. Jorgen Kristensen, Wich.	45
4. Craig Allen, Clev.	37
5. Zeee Kapka, Pitt.	36
6. Fred Grgurev, Mem.	34
7. Poli Garcia, L.A.	33
Dave MacWilliams, Balt.	33
Lou Nanchoff, Clev.	33
Kim Roentved, Wich.	33
10. Bernd Holzenbein, Mem.	30

Power Play Goals

1. Craig Allen, Clev.	13
2. Jeff Bourne, Wich.	11
3. Paul Child, Pitt.	10
Charlie Cordas, Buff.	10
Vic Davidson, Clev.	10
Paul Kitson, Balt.	10
Mark Liveric, N.Y.	10
Yilmaz Orhan, Mem.	10
9. Kai Haaskivi, Clev.	9
Gordon Hill, K.C.	9

Game Winning Goals

1. Paul Kitson, Balt.	7
Ian Sybis, Pitt.	7
3. Batata, L.A.	6
Craig Allen, Clev.	6
Andy Chapman, Wich.	6
Ray Evans, Tac.	6
7. Jeff Bourne, Wich.	5
Vic Davidson, Clev.	5
Keith Furphy, Clev.	5
Mike Lashchev, Buff.	5



MISL 1983/84

TOP GOALKEEPERS (Minimum 1,390 Minutes Played)

NAME/TEAM	GAMES	MIN.	SHOTS FACED	SAVES	GOALS VERSUS	AVG.	W-L
1. Slobodan Ilijevski, St.L.	40	2336	1085	675	143	3.67	22-15
2. Scott Manning, Balt.	28	1552	754	371	104	4.02	18-8
3. Joe Papaleo, Pitt.	25	1455	647	335	100	4.12	16-8
4. Mike Mahoney, L.A.	42	2390	1061	556	172	4.32	19-18
Mike Dowler, Wich.	46	2724	1192	618	196	4.32	25-21
6. Krys Sobieski, Clev.	32	1716	984	464	125	4.37	19-7
7. John Baretta, Tac.	30	1741	902	474	130	4.48	11-14
8. Blagoje Tamindzic, Phx.	30	1486	884	475	116	4.68	9-14
9. Enzo DiPede, K.C.	39	2180	1127	546	174	4.79	18-18
10. Wieslaw Surlit, Buff.	35	1736	965	453	155	5.36	10-20
11. Bill Mishalow, Mem.	28	1568	814	396	156	5.97	9-16
12. Shep Messing, N.Y.	31	1604	777	369	167	6.25	11-18

Penalty Situations

Team	Pen/Min
1. New York	148/299
2. Phoenix	125/250
3. Cleveland	119/238
4. Baltimore	114/228
5. Tacoma	109/218
6. Buffalo	101/202
7. St. Louis	99/198
8. Los Angeles	93/186
9. Kansas City	90/183
10. Pittsburgh	90/180
Wichita	90/180
12. Memphis	78/156

Penalty in Minutes Leaders

1. Juan Carlos Michia, Balt.	44
2. Batata, L.A.	36
3. Val Tuksa, N.Y.	34
4. Renato Cila, N.Y.	32
Peter Millar, Clev.	32
6. Damir Sutevski, Phx.	30
Ralph Black, Tac.	30
8. Doc Lawson, N.Y.	29

Power Play

Team	Goals-Att	PCT.
1. Baltimore	45-98	45.9
2. Wichita	38-91	41.8
3. Cleveland	38-94	40.4
4. Buffalo	28-77	36.4
5. Memphis	28-78	35.9
6. Pittsburgh	29-81	35.8
7. Kansas City	29-82	35.4
8. Los Angeles	25-74	33.8
9. New York	38-116	32.8
10. Tacoma	33-102	32.4
11. St. Louis	33-112	29.5
12. Phoenix	19-76	25.0

Penalty Killing

Team	GA/TS	PCT.
1. St. Louis	26-85	69.4
2. Wichita	25-80	68.8
3. Phoenix	39-115	66.1
4. Baltimore	32-94	66.0
5. Los Angeles	29-85	65.9
6. Cleveland	34-97	64.9
Tacoma	33-94	64.9
8. Pittsburgh	29-78	62.8
9. New York	47-132	64.4
10. Kansas City	29-77	62.3
11. Memphis	25-67	62.7
12. Buffalo	36-91	60.4

Hat Tricks

1. Andy Chapman, Wich.	6
2. Craig Allen, Clev.	4
Batata, L.A.	4
Jeff Bourne, Wich.	4
Drago Dumbovic, Pitt.	4
Dave MacWilliams, Balt.	4
Mark Peterson, Tac.	4
Zee Kapka, Pitt.	4

Shorthanded Goals

1. Kai Haaskivi, Clev.	2
2. Lou Nagy, Balt.	2
Elson Seale, K.C.	2
Joe Ulrich, N.Y.	2
Mike Uremovich, Phx.	2
Geoff Wall, Tac.	2

Shorthanded Goals

1. New York	7
2. Baltimore	5
3. Cleveland	4
Memphis	4
Phoenix	4
6. Kansas City	3
St. Louis	3
8. Buffalo	2
Tacoma	2
Wichita	2
11. Los Angeles	1
Pittsburgh	1

Blocks

1. Oscar Pisano, Buff.	136
2. Mark Frederickson, K.C.	113
3. Drew Ferguson, Clev.	106
Alan Kelley, L.A.	106
5. Greg Makowski, K.C.	94
6. Cliff Calvert, Buff.	92
7. Jim Sinclair, Tac.	91
8. Benny Dargle, Clev.	89
9. Peter Millar, Clev.	88
10. Renato Cila, N.Y.	86



1984/85 MISL EASTERN DIVISION



BALTIMORE BLAST

Civic Center, 201 W. Baltimore St., Baltimore MD 21201
Telephone 301/528-0100 TWX 710-234-1600
Civic Arena (Cap. 12,453)



CHICAGO STING

333 N. Michigan Ave. Suite 1525, Chicago IL 60601
Telephone 312/558-5444 TELEX 25-6100
Chicago Stadium (Cap. 16,666)



CLEVELAND FORCE

34555 Chagrin Blvd., Moreland Hills, OH 44022
Telephone 216/247-4740 TWX 810-427-9106
Richfield Coliseum (Cap. 17,213)



MINNESOTA STRIKERS

8100 Cedar Ave. So., Suite 115, Bloomington MN 55420
Telephone 612/854-3616 TELEX 291-132
Met Center (Cap. 15,184)



THE COSMOS

301 Rt. 17 North, Rutherford, NJ 07070
Telephone 201/460-7100 TELEX 130-523
Brendan R. Byrne Arena (Cap. 19,000)



PITTSBURGH SPIRIT

Civic Arena, Pittsburgh, PA 15219
Telephone 412/642-1803 TWX 710-664-3081
Civic Arena (Cap. 16,033)



ST. LOUIS STEAMERS

212 N. Kirkwood, St. Louis MO 63122
Telephone 314/821-1111 TWX 910-760-1928
The Arena (Cap. 17,931)

1984/85 MISL WESTERN DIVISION

DALLAS SIDEKICKS

Reunion Arena 777 Sports Street, Dallas TX 75207
Telephone 214/760-7330 TWX 910-860-5580
Reunion Arena (Cap. 17,000)



.....

KANSAS CITY COMETS

Kemper Arena 1800 Genesse Street, Kansas City MO 64102
Telephone 816/421-7770 TWX 910-771-0041
Kemper Arena (Cap. 15,925)



.....

LAS VEGAS AMERICANS

3160 So. Valley View, Suite 103, Las Vegas NV 89102
Telephone 702/368-4625
Thomas & Mack Center (Cap. 16,000)



.....

LOS ANGELES LAZERS

The Forum P.O. Box 10, Inglewood CA 90306
Telephone 213/419-3179 TWX 910-328-6133
The Forum (Cap. 15,893)



.....

SAN DIEGO SOCKERS

3500 Sports Arena Blvd., San Diego CA 92110
Telephone 619/224-4625 TELEX 69-7910
San Diego Sports Arena (Cap. 12,948)



.....

TACOMA STARS

CS 2267—1121 A Street, Tacoma WA 98401
Telephone 206/627-8474 TWX 910-441-2602
Tacoma Dome (Cap. 20,284)



.....

WICHITA WINGS

114 So. Broadway, Wichita KS 67202
Telephone 316/262-3545 TWX 910-741-0007
Kansas Coliseum (Cap. 9,681)



MISL 1982/83

FINAL STATISTICS

FINAL STANDINGS

EASTERN DIVISION

	W	L	P	GB	GF	GA
Baltimore	30	18	.625	—	249	224
Cleveland	29	19	.604	1	285	267
Chicago	28	20	.583	2	285	239
New York	24	24	.500	6	225	219
Pittsburgh	24	24	.500	6	250	247
Buffalo	22	26	.458	8	270	274
Memphis	19	29	.396	11	239	274

WESTERN DIVISION

	W	L	P	GB	GF	GA
San Diego	32	16	.667	—	289	230
Wichita	27	21	.563	5	273	249
St. Louis	26	22	.542	6	219	210
Kansas City	26	22	.542	6	234	234
Phoenix	24	24	.500	8	249	255
Golden Bay	17	31	.354	15	240	290
Los Angeles	8	40	.167	24	191	286

TEAM	HOME	AWAY	ONE	OT	VS.	VS.
	W/L	W/L	GOAL		EAST	WEST
	W/L	W/L	W/L	W/L	W/L	W/L
1. Baltimore	19/5	11/13	14/8	4/3	17/7	13/11
2. Buffalo	13/11	9/15	6/9	1/3	11/13	11/13
3. Chicago	17/7	11/13	8/9	3/4	12/12	16/8
4. Cleveland	16/8	13/11	11/8	4/3	11/13	18/6
5. Golden Bay	8/16	9/15	7/12	3/4	6/18	11/13
6. Kansas City	17/7	9/15	13/6	5/1	13/11	13/11
7. Los Angeles	6/18	2/22	4/16	2/9	5/19	3/21
8. Memphis	15/9	4/20	9/14	1/4	8/16	11/13
9. New York	15/9	9/15	11/12	4/3	14/10	10/14
10. Phoenix	17/7	7/17	9/10	5/5	12/12	12/12
11. Pittsburgh	15/9	9/15	10/10	4/2	11/13	13/11
12. San Diego	19/5	13/11	11/5	7/3	16/8	16/8
13. St. Louis	15/9	11/13	10/7	5/2	12/12	14/10
14. Wichita	17/7	10/14	11/8	3/5	12/12	15/9

SCORING LEADERS

NAME/TEAM	GP	G	A	PTS
1. Steve Zungul, N.Y./G.B.	43	75	47	122
2. Stan Stamenkovic, Mem.	41	55	65	120
3. Julie Veee, S.D.	37	57	53	110
4. Stan Terlecki, Pitt.	45	65	40	105
5. Omar Gomez, Wich.	44	37	49	86
6. Craig Allen, Clev.	45	53	31	84
Keith Furphy, Clev.	48	56	28	84
Kai Haaskivi, Clev.	46	38	46	84
9. Steve David, Phx.	47	61	20	81
10. Ruben Astigarraga, Phx.	43	34	46	80
11. Kaz Deyna, S.D.	45	45	32	77
12. Carlos Salguero, Buff.	48	44	31	75
13. Karl-Heinz Granitza, Chi.	46	41	33	74
Pato Margetic, Chi.	47	41	33	74
15. Chris Dangerfield, G.B.	48	52	20	72
16. Vidal Fernandez, S.D.	47	34	37	71
Jorgen Kristensen, Wich.	42	15	56	71
18. Mike Lashchev, Buff.	46	40	30	70
19. Yilmaz Orhan, K.C.	45	43	26	69
20. Paul Child, Pitt.	45	47	21	68
Dave MacWilliams, Balt.	45	41	27	68
Tony Glavin, St.L.	44	50	18	68

Goal Scoring Leaders

1. Steve Zungul, N.Y./G.B.	75
2. Stan Terlecki, Pitt.	65
3. Steve David, Phx.	61
4. Julie Veee, S.D.	57
5. Keith Furphy, Clev.	56
6. Stan Stamenkovic, Mem.	55
7. Craig Allen, Clev.	53
8. Chris Dangerfield, G.B.	52
9. Tony Glavin, St.L.	50
10. Andy Chapman, Wich.	48

Assist Leaders

1. S. Stamenkovic, Mem.	65*
2. J. Kristensen, Wich.	56
3. Julie Veee, S.D.	53
4. Omar Gomez, Wich.	49
5. Steve Zungul, N.Y./G.B.	47
6. R. Astigarraga, Phx.	46
Kai Haaskivi, Clev.	46
8. Petar Baralic, Balt.	40
Stan Terlecki, Pitt.	40
10. Vidal Fernandez, S.D.	37

Power Play Goals

1. Craig Allen, Clev.	12
2. Chris Dangerfield, G.B.	11
3. Helmut Dudek, Mem.	10
Don Ebert, St.L.	10
Omar Gomez, Wich.	10
Heinz Wirtz, Balt.	10
Steve Zungul, N.Y./G.B.	10
8. Ruben Astigarraga, Phx.	9
Paul Child, Pitt.	9
Ade Coker, S.D.	9
Fred Grgurev, N.Y.	9
Stan Terlecki, Pitt.	9

Game-Winning Goals

1. Tony Glavin, St.L.	8
Steve Zungul, N.Y./G.B.	8
3. Keith Furphy, Clev.	7
Yilmaz Orhan, K.C.	7
5. Andy Chapman, Wich.	6
Kaz Deyna, S.D.	6
Joe Fink, Balt.	6
Tasso Koutsoukos, Chi.	6
Dave MacWilliams, Balt.	6
Elson Seale, K.C.	6

*Denotes League Record

MISL 1982/83

TOP GOALKEEPERS (Minimum 1,350 Minutes Played)

NAME/TEAM	GAMES	MIN.	SOG FACED	SAVES	GOALS VERSUS	AVG.	W-L
1. Zoltan Toth, NY	27	1555	635	342	104	4.01	12-14
2. Slobodan Ilievski, St.L.	44	2548	1111	697	175	4.12	23-19
3. Keith Van Eron, Balt.	38	1969	991	486	138	4.20	23-9
4. Alan Mayer, S.D.	43	2407	1116	560	172	4.29	30-10
5. Victor Petroni, K.C.	26	1498	778	395	112	4.49	14-10
6. Victor Nogueira, Chi.	28	1441	722	396	110	4.58	14-12
7. Enzo DiPede, K.C.	24	1362	645	285	109	4.80	12-12
8. Mike Dowler, Wich.	42	2502	1130	584	203	4.87	25-17
9. Blaze Tamindzic, Phx. Krys Sobieski, Pitt.	39 41	2252 2273	1124 1032	601 543	183 185	4.88 4.88	19-18 19-20
11. Shep Messing, N.Y.	24	1361	508	296	113	4.98	12-10
12. Kirk Shermer, L.A.	34	1797	818	321	157	5.24	8-22
13. Richard But, Mem. Chris Vaccaro, Clev.	31 35	1759 1939	870 1130	494 567	156 172	5.32 5.32	12-16 21-11
15. Ardo Perri, Buff.	32	1664	844	438	148	5.34	15-13

Penalty Situations

Team	Pen/Pim
1. Pittsburgh	140/291
2. Phoenix	141/285
3. Baltimore	137/277
4. Buffalo	130/260
5. Chicago	119/241
6. New York	112/224
7. San Diego	106/215
8. Cleveland	104/214
9. St. Louis	105/210
10. Los Angeles	100/206
11. Golden Bay	98/196
Wichita	92/196
13. Kansas City	87/177
14. Memphis	80/163

Penalty In Minutes Leaders

1. Mike Stankovic, Balt.	42
2. Paul Child, Pitt.	41
3. Peter Millar, Phx.	40
4. Omar Gomez, Wich.	38
5. Ingo Peter, Chi.	36
6. Craig Allen, Clev.	35
7. Steve Pecher, St.L.	34
Stan Terlecki, Pitt.	34
Julie Veee, S.D.	34
10. Blaze Tamindzic, Phx.	33

Power Play Goals-Att

Team	Goals-Att	PCT.
1. Wichita	41-91	45.1
2. Baltimore	37-86	43.0
3. Memphis	37-92	40.2
4. Pittsburgh	39-102	38.2
5. Golden Bay	36-96	37.5
6. San Diego	40-109	36.7
7. Phoenix	36-99	36.4
8. Cleveland	35-98	35.7
9. Kansas City	34-100	34.0
10. Chicago	30-90	33.3
11. New York	33-103	32.0
12. St. Louis	26-89	29.2
13. Los Angeles	20-70	28.5
14. Buffalo	29-108	26.9

Penalty Killing GA/TS

Team	GA/TS	PCT.
1. Kansas City	18-70	74.3
2. Chicago	25-97	74.2
3. Pittsburgh	38-124	69.4
4. Baltimore	38-117	67.5
5. New York	31-94	67.0
6. Phoenix	42-122	65.6
7. Buffalo	40-116	65.5
8. Memphis	26-70	62.9
9. Golden Bay	36-94	61.7
10. St. Louis	35-91	61.5
11. Cleveland	36-90	60.0
12. Wichita	30-74	59.5
13. San Diego	37-90	58.9
14. Los Angeles	40-86	53.5

Hat Tricks

1. Steve Zungul, N.Y./G.B.	12
2. Stan Terlecki, Pitt.	8
3. Steve David, Phx.	7
Stan Stamenkovic, Mem.	7
5. Craig Allen, Clev.	6
Kaz Deyna, S.D.	6
Mark Liveric, N.Y.	6
Julie Veee, S.D.	6
9. Andy Chapman, Wich.	5
Keith Furphy, Clev.	5
Poli Garcia, L.A.	5
Pato Margetic, Chi.	5
Yilmaz Orhan, K.C.	5

Shorthanded Goals

1. Herv Guilliod, Buff.	5
2. Helmut Dudek, Mem.	4
Paul Kitson, N.Y.	4
4. Petar Baralic, Balt.	3
Stan Terlecki, Pitt.	3
Bob Vosmaer, Chi.	3

Shorthanded Goals

1. Chicago	7
2. Baltimore	6
Buffalo	6
4. New York	5
5. Memphis	3
Phoenix	3
Pittsburgh	3
San Diego	3
9. Cleveland	2
Golden Bay	2
Kansas City	2
Wichita	2
13. St. Louis	1
14. Los Angeles	0

Blocks

1. Bernie James, Clev.	131
2. Dennis Mephram, Buff.	95
3. Branko Radovic, Clev.	92
4. Alan Kelley, L.A.	90
5. Mark Frederickson, K.C.	87
6. Greg Makowski, K.C.	86
7. Oscar Pisano, Buff.	84
8. Gene Strenicer, Phx.	83
9. Bob Vosmaer, Chi.	80

FINAL STATISTICS

FINAL STANDINGS

EASTERN DIVISION

	W	L	P	GB	GF	GA
New York	36	8	.818	—	302	199
Pittsburgh	31	13	.705	5	254	208
Baltimore	27	17	.614	9	223	207
Buffalo	24	20	.545	12	276	244
New Jersey	17	27	.386	19	195	230
Cleveland	15	29	.341	21	205	250
Philadelphia	11	33	.250	25	175	250

WESTERN DIVISION

	W	L	P	GB	GF	GA
St. Louis	28	16	.636	—	228	182
Wichita	27	17	.614	1	235	200
Memphis	20	24	.455	8	250	271
Denver	19	25	.432	9	182	203
Phoenix	17	27	.386	11	222	254
Kansas City	14	30	.318	14	174	223

TEAM	HOME W/L	AWAY W/L	ONE GOAL W/L	OT W/L	VS. EAST W/L	VS. WEST W/L
1. Baltimore	15/7	12/10	10/5	4/2	20/12	7/5
2. Buffalo	13/9	11/11	6/6	3/1	17/15	7/5
3. Cleveland	7/15	8/14	7/14	2/4	10/22	5/7
4. Denver	16/6	3/19	9/6	4/4	7/7	12/18
5. Kansas City	10/12	4/18	6/12	2/5	3/11	11/19
6. Memphis	14/8	6/16	9/6	4/3	5/9	15/15
7. New Jersey	9/13	8/14	7/12	3/4	8/24	9/3
8. New York	18/4	18/4	11/5	4/2	26/6	10/2
9. Philadelphia	7/15	4/18	5/13	0/5	8/24	3/9
10. Phoenix	11/11	6/16	6/10	3/5	4/10	13/17
11. Pittsburgh	17/5	14/8	16/3	5/1	23/9	8/4
12. St. Louis	15/7	13/9	9/9	3/1	7/7	21/9
13. Wichita	15/7	12/10	12/12	5/5	9/5	18/12



FINAL STATISTICS

SCORING LEADERS

NAME/TEAM	GP	G	A	PTS
1. Steve Zungul, N.Y.	40	103	60*	163*
2. Stan Terlecki, Pitt.	43	74	43	117
3. Stan Stamenkovic, Mem.	36	46	47	93
4. Steve David, Phx. Paul Child, Pitt.	44	58	23	81
4. Omar Gomez, N.Y.	44	52	29	81
6. Omar Gomez, N.Y.	40	40	36	76
7. Keith Furphy, Clev.	44	50	25	75
8. Joe Fink, Balt.	43	51	22	73
9. Germain Iglesias, Buff. Don Ebert, St.L.	44	46	25	71
44	52	19	71	
11. Tony Carbognani, Mem. Dave MacWilliam, Phil.	43	39	35	65
39	29	36	65	
Jorgen Kristensen, Wich.	39	14	51	65
14. Mike Lashchev, Buff.	34	36	28	64
15. George Nanchoff, Phx./Clev.	45	34	27	61
16. Tony Glavin, St.L. Bill McNicol, Pitt.	35	34	21	55
44	26	29	55	
18. Helmut Dudek, Mem. Paul Kitson, N.Y.	43	34	20	54
38	33	21	54	
Charlie Carey, Den.	40	42	12	54

Goal Scoring Leaders

1. Steve Zungul, N.Y.	103
2. Stan Terlecki, Pitt.	74
3. Steve David, Phx.	58
4. Paul Child, Pitt. Don Ebert, St.L.	52
52	
6. Joe Fink, Balt.	51
7. Keith Furphy, Clev.	50
8. Germain Iglesias, Buff. Stan Stamenkovic, Mem.	46
46	
10. Charlie Carey, Den.	42

Assist Leaders

1. Steve Zungul, N.Y.	60*
2. Jorgen Kristensen, Wich.	51
3. Stan Stamenkovic, Mem.	47
4. Stan Terlecki, Pitt.	43
5. Omar Gomez, N.Y. Dave MacWilliams, Phil.	36
36	
7. Tony Carbognani, Mem.	35
8. Flemming Lund, Buff. Kevin Kewley, Wich.	30
30	
10. Paul Child, Pitt.	29

Power-Play Goals

1. Steve David, Phx.	13
2. Don Ebert, St.L.	12
3. Paul Child, Pitt.	10
Helmut Dudek, Mem. Omar Gomez, N.Y.	10
10	
Mike Laschev, Buff.	10

Game-Winning Goals

1. Steve Zungul, N.Y.	15*
2. Stan Terlecki, Pitt.	7
3. Don Ebert, St.L.	6
Joe Fink, Balt.	6
Tony Glavin, St.L.	6

Hat Tricks

1. Steve Zungul, N.Y.	20†
2. Stan Terlecki, Pitt.	14
3. Keith Furphy, Clev.	7
4. Don Ebert, St.L. Steve David, Phx.	6
6	
6. Mike Laschev, Buff.	5
Yilmaz Orhan, Buff./K.C. Carlos Salguero, Buff.	5
5	
Paul Child, Pitt.	5

Shorthanded Goals

1. Stan Terlecki, Pitt.	5
Steve Zungul, N.Y.	5
3. Paul Child, Pitt.	4
4. Germain Iglesias, Buff.	3
5. Steve David, Phx.	2
Greg Makowski, St.L.	2
Charlie Greene, N.J.	2
Paul Toomey, Pitt.	2
Paul Kitson, N.Y.	2

* Indicates MISL Record

† Ties MISL Record

MISL 1981/82

TOP GOALKEEPERS

(Minimum 800 Minutes Played)

NAME/TEAM	GAMES	MIN.	SHOTS FACED	AVG. GAME	SAVES	AVG. GAME	GOALS VERSUS	AVG.	W-L
1. Slobo Ilijevski, St.L.	36	2103	1756	50.0	798*	22.7	135	3.85*	24-11
2. Keith Van Eron, Balt.	32	1664	1212	43.7	535	19.3	110	3.97	18-12
3. Pascale Antoine, Den.	18	881	706	48.1	282	19.2	60	4.09	6-7
4. Krys Sobieski, Pitt.	29	1498	1069	41.6	485	19.4	105	4.20	19-7
5. Victor Petroni, K.C.	18	898	730	48.8	342	22.9	63	4.21	7-8
6. Zoltan Toth, N.Y.	17	1022	767	45.0	325	19.1	74	4.34	15-2
7. Van Taylor, Phx.	23	1217	879	43.3	329	16.2	89	4.39	10-8
8. Mike Dowler, Wich.	37	2149	1453	40.6	695	19.4	162	4.52	22-14
9. Shep Messing, N.Y.	27	1652	1012	36.8	461	16.7	125	4.54	21-6
10. Alan Mayer, N.J.	27	1527	1101	43.3	471	18.5	116	4.56	8-16
11. Aly Anderson, Den.	32	1785	1322	44.4	526	17.7	143	4.81	13-18
12. Jim May, Buff.	26	1091	744	40.9	319	17.5	94	5.17	10-6
13. Paul Coffee, Phil.	32	1718	1162	40.6	488	17.0	149	5.21	7-23
14. Enzo DiPede, K.C.	32	1769	1266	42.9	636	21.6	154	5.22	7-21
15. Gary Allison, Pitt.	20	1038	784	45.3	310	17.9	92	5.32	11-6
16. Sepp Gantenhammer, Balt.	20	960	647	41.1	280	17.5	87	5.44	9-5
17. Paul Maxi, Buff.	32	1551	1041	40.6	456	17.6	146	5.65	14-13
18. John Houska, Clev.	32	1652	1313	47.7	473	17.2	151	5.48	10-18
19. Bill Mishalow, Mem.	27	1402	1259	53.9	550	23.5	129	5.52	10-13
20. Chris Vaccaro, N.J.	19	1048	787	45.0	330	18.9	100	5.72	9-10

* Indicates MISL Record

Penalty Situations

Team	Pen/Pim
1. Baltimore	121/245
2. St. Louis	119/241
3. Denver	112/227
4. Pittsburgh	111/225
5. Cleveland	108/219
6. Kansas City	107/217
7. Phoenix	106/212
8. Buffalo	99/201
9. Philadelphia	93/186
10. New York	84/174
11. New Jersey	82/164
12. Wichita	75/156
13. Memphis	71/142

Penalty In Minutes Leaders

1. Steve Pecher, St.L.	56*
2. Carl Rose, St.L.	43
3. Kelvin Norman, Den.	40
Tim Clark, Phil.	40
Peter Millar, Phx.	40
6. Don Ebert, St.L.	36
7. Willie Watson, Phx.	32
8. Mike Stankovic, Balt.	31
Kevin Kewley, Wich.	31
10. Dan Counce, Balt.	30

Shorthanded Goals

1. Pittsburgh	11*
2. New York	10
3. Buffalo	8
4. St. Louis	6
5. Phoenix/Kansas City	4
7. Memphis/New Jersey	
Wichita/Cleveland	2
11. Baltimore	1
13. Denver/Philadelphia	0

* Indicates MISL Record

Power-Play

Team	Goals-Att	PCT.
1. Memphis	40-84	47.6
2. Phoenix	32-81	39.5
3. Pittsburgh	35-92	38.0
4. New York	33-87	37.9
5. Wichita	37-99	37.4
6. Buffalo	40-115	34.8
7. Cleveland	22-69	31.9
8. Baltimore	24-85	28.2
9. Kansas City	22-81	27.2
10. Phila.	21-80	26.3
11. N. Jersey	17-65	26.1
12. Denver	25-103	24.3
13. St. Louis	20-86	23.2*

Penalty Killing

Team	GA/TS	PCT.
1. Wichita	16-67	76.1
2. Baltimore	28-105	73.3
3. Phoenix	25-93	73.1
4. St. Louis	28-100	72.0
5. New Jersey	20-70	71.4
6. Buffalo	26-89	70.8
7. Memphis	22-68	67.6
New York	24-74	67.6
9. Kansas City	33-101	67.3
10. Cleveland	33-95	65.3
11. Pittsburgh	36-94	61.7
12. Denver	37-89	58.4
13. Phila.	39-84	53.6



MISL OVERTIME GAMES

MISL SHOOTOUT—If there is no score in a 15-minute sudden death overtime period, then the two teams will take part in a MISL Shootout, a one-on-one challenge between the goalkeeper and the shooter.

From the red line a designated shooter from the visiting team advances with the ball and has five seconds to score a goal—regardless of the number of shots he is able to take. The teams then alternate until one team has an insurmountable lead on the basis of five kickers (such as one team scoring on its first three, while the other team misses its first three). If they are still tied, the teams continue taking alternate kicks until one team has scored more goals after an equal number of kicks. Teams shall nominate 10 players and two alternates (in case of injury) which may participate on shootout.

The goalkeeper is restricted to usual goalkeeping privileges within the penalty area. Any foul committed by the goalkeeper outside the penalty area shall also be penalized by a penalty kick.

TEAM SHOOTOUT RECORDS (6 SEASONS)

Baltimore Blast	2-0	New York Arrows	2-2
Buffalo Stallions	1-2	Philadelphia Fever	1-1
Chicago Horizons	0-1	Phoenix Inferno-Pride	0-2
Cleveland Force	1-2	Pittsburgh Spirit	0-1
New Jersey Rockets	1-0	St. Louis Steamers	3-0
Kansas City Comets	1-3	Tacoma Stars (Denver)	2-1
Memphis Americans (Hart)	3-2		

5 LONGEST OVERTIME GAMES

Longest	Time	Winner (Goal scorer) vs. Loser	Date
1.	14:46	L.A. (Tobin) vs. K.C.	2/17/84
2.	14:46	Baltimore (Michia) vs. Phoenix	1/18/84
3.	13:49	Wich. (Nicholl) vs. St. Louis	12/27/82
4.	13:33	Wich. (Roentved) vs. K.C.	4/ 8/82
5.	13:24	Phila. (Fink) vs. Pitts.	2/24/79

5 SHORTEST OVERTIME GAMES

Shortest	Time	Winner (Goal scorer) vs. Loser	Date
1.	:09	St. Louis (Ebert) vs. New York	2/ 1/81
2.	:10	Cleveland (Barry) vs. Wichita	12/11/80
3.	:13	Phila. (Fink) vs. New York	3/ 4/79
4.	:17	Houston (Stremmlau) vs. New York	1/19/79
5.	:18	Pitts. (Nolan) vs. New York	3/ 9/79

TEAM OVERTIME RECORDS (6 SEASONS)

Baltimore Blast (Houston)	21-13	New Jersey Rockets	3-4
Buffalo Stallions	8-16	New York Arrows	16-12
Chicago Horizons	3-5	Phoenix Inferno-Pride	16-14
Chicago Sting	6-9	Philadelphia Fever	7-11
Cincinnati Kids	2-0	Pittsburgh Spirit	15-14
Cleveland Force	16-11	San Diego Sockers	7-3
Golden Bay Earthquakes	3-4	St. Louis Steamers	20-10
K. C. Comets (S.F./Det.)	14-17	Tacoma Stars (Denver)	11-14
Los Angeles Lazers	8-16	Wichita Wings	18-17
Memphis Amer. (Hart.)	15-18		



MISL 1980/81

FINAL STANDINGS

ATLANTIC DIVISION

	W	L	Pct.	GF	GA	GB	Home W-L	Away W-L
New York	35	5	.875	285	176	—	17-3	18-2
Baltimore	21	19	.525	182	190	14	13-7	8-12
Philadelphia	18	22	.450	212	245	17	10-10	8-12
Hartford	13	27	.325	165	192	22	10-10	3-17

CENTRAL DIVISION

St. Louis	25	15	.625	222	196	—	15-5	10-10
Cleveland	21	19	.525	209	214	4	14-6	7-13
Chicago	20	20	.500	216	187	5	13-7	7-13
Buffalo	20	20	.500	246	201	5	15-5	5-15

WESTERN DIVISION

Wichita	23	17	.575	228	181	—	18-2	5-15
Phoenix	17	23	.425	210	254	6	12-8	5-15
Denver	16	24	.400	174	217	7	12-8	4-16
San Francisco	11	29	.275	175	271	12	7-13	4-16

FINAL STATISTICS

SCORING LEADERS

	Games	Goals	Assists	Points
1. Steve Zungul, N.Y.	40	108*	44	152*
2. Branko Segota, N.Y.	35	38	45	83
3. Charlie Cordas, Buff.	36	40	41	81
4. Vic Davidson, Phoen.	30	50	29	79
5. Iubo Petrovic, Buff.	39	44	33	77
6. Joe Fink, Phila.	39	51	18	69
7. Fred Grgurev, N.Y.	37	44	25	69
8. Jorgen Kirstensen, Wich.	38	14	52*	66
9. Don Ebert, St.L.	40	46	19	65
10. Dave MacWilliams, Phila.	37	38	27	65
11. Tony Glavin, St.L.	32	37	27	64
12. Ian Anderson, Cleve.	37	30	31	61
13. Johnny Moore, San Fran.	40	32	29	61
14. Luis Alberto, N.Y.	37	24	36	60
15. Graham Fyfe, Cleve.	33	38	20	58
16. Kevin Kewley, Wich.	39	26	32	58

Power-Play Goals

1. Steve Zungul, N.Y.	15
2. Micky Cave, Hart.	12
3. Adrian Brooks, Denv.	12
4. Joe Fink, Phila.	12
5. Graham Fyfe, Cleve.	12
6. Bill McNicol, Hart.	10
7. Tony Glavin, St.L.	10
8. Damian Ogunsuyi, Chi.	10
9. Vic Davidson, Phx.	9
10. Johnny Moore, S.F.	9
11. Andy Atuegbu, S.F.	9
12. Tim Walters, Denv.	8
13. Iubo, Petrovic, Buff.	8
14. Ty Keough, St.L.	8
15. Fred Grgurev, N.Y.	8
16. George Nanchoff, Phx.	8
17. Kim Roentved, Wich.	8
18. Steve Earle, Wich.	8

Game Winning Goals

1. Steve Zungul, N.Y.	13
2. Paul Kitson, Chi.	7
3. Joe Fink, Phila.	7
4. Tony Glavin, St.L.	6
5. Branko Segota, N.Y.	6
6. Luis Alberto, N.Y.	5
7. Ian Anderson, Cleve.	5
8. Iubo Petrovic, Buff.	5
9. Vic Davidson, Phx.	5
10. Dave MacWilliams, Phila.	4
11. Charlie Cordas, Buff.	4
12. Kim Roentved, Wich.	4
13. Tim Walters, Denv.	4
14. Fred Grgurev, N.Y.	4
15. Sal. Bernardez, Chi.	4
16. Marcelo Curi, Denv.	4
17. LeRoy DeLeon, Phx.	4
18. Andy Chapman, Wich.	4

Shorthanded Goals

1. Paul Kitson, Chi.	6
2. Steve Zungul, N.Y.	4
3. Warren Green, Chi.	2
4. Paul Renkert, Denv.	2
5. Dave Kemp, S.F.	2
6. Dave MacWilliams, Phl.	2
7. Jim Sinclair, Buff	2

Hat Tricks

1. Steve Zungul, N.Y.	20
2. Vic Davidson, Phx.	9
3. Fred Grgurev, N.Y.	8
4. Don Ebert, St.L.	6
5. Branko Segota, N.Y.	6
6. Charlie Cordas, Buff.	4
7. Iubo Petrovic, Buff.	4
8. Louie Nanchoff, Phx.	4

GOALKEEPER LEADERS

Player, Team	Games	Min.	Shots Faced	Avg./Game	Saves	Avg./Game	Goals Allowed	Avg./Game	Rec'd
1. Enzo DiPede, Chi.	16	931	787	50.7	258	16.6	63	4.06	9-6
2. Mike Dowler, Wich.	28	1616	1270	47.2	589	21.9	111	4.12	16-12
3. Sepp Gantenhammer, Balt.	33	1862	1186	38.2	501	16.1	130	4.19	17-14
4. Zoltan Toth, N.Y.	22	1005	847	50.6	380	22.7	73	4.36	14-2
5. Shep Messing, N.Y.	27	1411	1019	43.3	482	20.5	103	4.38	21-3
6. Aly Anderson, Den.	10	506	435	51.6	148	17.6	38	4.51	4-4
7. Richard But, Hart.	39	2262	1770	46.9	710	18.8	175	4.64	12-25
8. Slobodan Ilijevski, St.L.	33	1878	1720	54.9	786	25.1	146	4.66	21-11
9. Pascal Antoine, Den.	13	698	538	46.3	232	19.9	56	4.81	7-5
10. Scott Manning, Buff.	29	1380	942	41.0	375	16.3	112	4.87	13-12
11. Marine Cano, Cleve.	18	585	459	47.1	170	17.4	48	4.92	5-4
12. Gary Allison, Chi.	25	1509	1339	53.2	445	17.7	124	4.93	11-14
13. Manny Schwartz, St.L.	10	529	473	53.7	189	21.4	44	4.99	4-4
14. Cliff Brown, Cleve.	33	1680	1502	53.6	557	19.9	147	5.25	16-14
15. Jim May, Buff.	23	1012	829	49.1	321	19.0	89	5.28	6-8
16. Keith Van Eron, Wic/Phl	22	1062	717	40.5	301	17.0	95	5.37	9-7
17. Henry Westmoreland, Phx	21	1118	885	47.5	318	17.1	105	5.64	11-8
18. Ardo Perri, Phila.	24	1050	880	50.3	341	19.5	99	5.66	10-10
19. Frank Bucco, Den.	18	913	750	49.3	306	20.1	92	6.04	5-12
20. Woody Hartman, Phila.	11	495	384	46.5	164	19.9	50	6.06	3-6
21. Brad Higgs, Wich.	10	383	292	45.8	120	18.8	39	6.11	2-3
22. Roy Messing, S.F.	23	1073	956	53.5	457	25.6	111	6.21	3-16
23. Nick Owcharuk, Phoe.	15	818	672	49.3	307	22.5	91	6.68	2-11
24. Van Taylor, Balt/Phx.	12	517	400	46.4	160	18.6	58	6.73	4-4
25. Tom Reynolds, S.F.	26	1337	1299	58.3*	542	24.3	153	6.87	8-13

PENALTY SITUATIONS

Power-Play Goals

	Att.	Pct.
1. Chi.	44-108	40.7
2. Wich.	38-94	40.4
3. Phx.	41-103	39.8
4. N.Y.	38-99	38.4
5. Phila.	32-86	37.2
6. Denv.	49-137	35.8
7. St.L.	50-143	35.0
8. Hart	37-107	34.6
9. Cleve.	35-102	34.3
10. Buff.	37-113	32.7
11. S.F.	33-110	30.0
12. Balt.	26-109	23.8

Team Penalties & Minutes

	Pen.	Min.
1. Denv.	132	276
2. S.F.	135	273
3. Phx.	124	268
4. Balt.	123	252
5. St.L.	124	251
6. Chi.	121	251
7. Buff.	112	235
8. Phila.	113	229
9. N.Y.	110	223
10. Hart.	104	214
11. Wich.	95	196
12. Cleve.	91	185

Penalty Killing

	GA/TS**	Pct.
1. N.Y.	26-105	75.2
2. St.L.	33-114	71.0
3. Hart.	31-97	68.0
4. Buff.	36-111	67.6
5. Phx.	38-110	65.4
6. Chi.	41-117	65.0
7. Cleve.	32-89	64.0
8. Wich.	33-89	62.9
9. S.F.	51-132	61.4
10. Denv.	48-124	61.3
11. Balt.	47-116	59.5
12. Phila.	43-105	59.0

Penalty Minute Leaders

1. Peter Millar, Phx.	53
2. Willie Watson, Phx.	46
3. Clive Griffiths, Chi.	45
4. Kelvin Norman, Denv.	44
5. Mark Demling, S.F.	43
6. Steve Pecher, St.L.	41
7. Doc Lawson, Phila.	40
8. Jim Sinclair, Buff.	34
9. Andy Stanton, S.F.	34
10. Val DeSouza, Balt.	33
11. Alan Kelley, Phila.	32

**Goals Allowed/Times Short

MISL 1979/80

FINAL STANDINGS

MISL GOALKEEPER LEADERS

ATLANTIC DIVISION

	W	L	Pct.	GF	GA	GB	Home W-L	Away W-L
New York	27	5	.844	296	175	—	16-0	11-5
Pittsburgh	18	14	.563	188	191	9	11-5	7-9
Buffalo*	17	15	.531	171	197	10	10-6	7-9
Philadelphia	17	15	.531	201	197	10	9-7	8-8
Hartford	6	26	.188	151	240	21	4-12	2-14

CENTRAL DIVISION

Houston	20	12	.625	181	160	—	14-2	6-10
Wichita	16	16	.500	187	173	4	10-6	6-10
Detroit	15	17	.469	192	201	5	8-8	7-9
St. Louis	12	20	.375	177	184	8	8-8	4-12
Cleveland	12	20	.375	152	178	8	8-8	4-12

*Buffalo wins playoff berth by virtue of 3-1 season series decision vs. Phila.

FINAL STATISTICS

SCORING LEADERS

ATLANTIC DIVISION

Player, Team	Games	Goals	Assists	Points
1. Steve Zungul, NY	32	90	46	136
2. Fred Grgurev, Phila.	31	64	40	104
3. Branko Segota, NY	31	55	31	86
4. Iubo Petrovic, Buff.	31	46	21	67
5. Graham Fyfe, Pitts.	31	37	28	65
6. Juli Veeve, NY	26	29	35	64
7. Damir Sutevski, NY	30	32	26	58
8. Steve Buttle, Pitts.	28	35	17	52
9. Dave MacWilliams, Phila.	30	25	23	48
10. Stan Karasi, Buff.	22	15	28	43
Luis Alberto, NY	31	22	21	43
12. Joe Fink, Phila.	32	30	12	42
13. Yilmaz Orhan, Hart.	28	22	19	41
Micky Cave, Pitts.	27	24	17	41
15. Eduardo Marasco, Hart.	28	29	9	38

CENTRAL DIVISION

Player, Team	Games	Goals	Assists	Points
1. Kai Haaskivi, Hous.	27	51	36	87
2. Pat Ercoli, Det.	32	44	24	68
3. Jim Ryan, Wich.	29	26	29	55
4. Clyde Best, Clev.	30	33	16	49
5. John Stremiau, Hous.	32	23	25	48
6. Dale Russell, Hous.	32	28	19	47
Manny Cuenca, St.L.	31	27	20	47
8. Ian Anderson, Hous.	31	26	20	46
9. Dan Counce, St.L.	30	21	23	44
10. Omar Gomez, Wich.	18	28	13	41
Johnny Moore, Det.	24	22	19	41
12. Kevin Kewley, Wich.	28	20	19	39
Flemming Lund, Det.	32	7	32	39
Norman Piper, Wich.	30	18	21	39
15. Poli Garcia, Clev.	29	21	15	36

ATLANTIC DIVISION

Player, Team	Games	Min.	Shots Faced	Avg/ Game	Saves	Avg/ Game	Goals Allow	Avg/ Game	Rec'd
1. Alan Mayer, Pitts.	17	952	758	47.8	310	19.5	77	4.85	13-4
2. Shep Messing, NY	32	1754	1392	47.6	573	19.6	151	5.17	15-5
3. Bob Rigby, Phila.	12	684	492	43.2	205	18.0	65	5.70	8-4
4. Scott Manning, Buff.	26	1009	762	45.3	306	18.2	98	5.82	8-6
5. Woody Hartman, Phila.	9	422	309	43.9	140	19.9	42	5.97	4-2
6. Jim May, Buff.	21	844	662	47.0	281	20.0	88	6.25	8-8
7. Matt Kennedy, Phila.	13	698	464	39.9	191	16.4	73	6.28	5-8
8. Bill Mishalow, Pitts.	10	378	346	54.9	149	23.6	41	6.51	2-5
9. Roy Messing, Hart.	15	782	636	48.8	251	19.3	90	6.91	1-12
10. Mike Hewitt, Hart.	12	670	577	51.7	249	22.3	82	7.32	3-8
11. Pete Mannos, Pitts.	16	583	514	52.9	204	21.0	72	7.41	3-5
12. Paul Hammond, Hart.	9	416	368	53.1	154	22.2	59	8.51	2-5

CENTRAL DIVISION

Player, Team	Games	Min.	Shots Faced	Avg/ Game	Saves	Avg/ Game	Goals Allow	Avg/ Game	Rec'd
1. Sepp Gantenhammer, Hous.	14	801	555	41.6	209	15.7	59	4.42	8-5
2. Cliff Brown, Clev.	28	1130	1002	53.2	377	20.0	95	5.04	8-10
3. Keith VanEron, Wich.	20	1050	805	46.0	336	19.2	89	5.09	10-8
4. Paul Turin, St. L.	18	932	684	44.1	245	15.8	80	5.15	6-10
5. Mick Poole, Hous.	20	1124	906	48.4	341	18.2	99	5.29	12-7
6. Eric Delabar, St. L.	12	498	381	45.9	150	18.1	44	5.301	5-5
7. Mike Ivanow, Wich.	14	792	511	38.7	269	20.4	70	5.303	6-6
8. Chris Turner, Det.	31	1716	1265	44.2	496	17.3	175	6.12	15-1
9. Gary Allison, Clev.	25	786	632	48.2	246	18.8	83	6.34	4-10
10. Bob Robson, St.L.	12	494	366	44.5	127	15.4	55	6.68	1-5

Goal-Scoring Leaders

1. Steve Zungul, NY	90
2. Fred Grgurev, Phila.	64
3. Branko Segota, NY	55
4. Kai Haaskivi, Hous.	51
5. Iubo Petrovic, Buff.	46
6. Pat Ercoli, Det.	44
7. Graham Fyfe, Pitts.	37
8. Steve Buttle, Pitts.	35
9. Clyde Best, Clev.	33
10. Damir Sutevski, NY	32

Game-Winning Goals

1. Steve Zungul, NY	9
2. Fred Grgurev, Phila.	7
Kai Haaskivi, Hous.	7
4. John Stremiau, Hous.	5
5. Luis Alberto, NY	4
Steve Buttle, Pitts.	4
Clyde Best, Clev.	4
Pat Ercoli, Det.	4

Hat Tricks

1. Steve Zungul, NY	18
2. Fred Grgurev, Phila.	12
3. Kai Haaskivi, Hous.	9
4. Pat Ercoli, Det.	8
Branko Segota, NY	8
6. Iubo Petrovic, Buff.	6
7. Eddie Marasco, Hart.	4
Clyde Best, Clev.	4
9. S. Jankovic, Buff.	3
Damir Sutevski, NY	3
D. MacWilliams, Phila.	3
Steve Buttle, Pitts.	3
Ede Wolf, Det.	3
Omar Gomez, Wich.	3

Power-Play Goals

1. Kai Haaskivi, Hous.	15
2. Steve Zungul, NY	14
Iubo Petrovic, Buff.	14
4. Wolfgang Rausch, Det.	13
5. Johnny Moore, Det.	10
Pat Ercoli, Det.	10
Steve Buttle, Pitts.	10
8. Branko Segota, NY	9
Ian Anderson, Hous.	9
Garry Ayre, Wich.	9

Penalty Kicks

1. Iubo Petrovic, Buff.	7
2. Garry Ayre, Wich.	5
3. Wolfgang Rausch, Det.	5
Kai Haaskivi, Hous.	3
4. Graham Fyfe, Pitts.	2

Shorthanded Goals

1. Joe Fink, Phila.	3
Keith Gehling, Wich.	3
3. Rudy Ybarra, Hart.	2
Branko Segota, NY	2
Ian Anderson, Hous.	2

MISL 1979/80

PENALTY SITUATIONS

ATLANTIC DIVISION

Penalties		
Team	Pen.-Min.	
1. Phila.	139-296	
2. Pitts.	110-235	
3. Hart.	102-213	
4. NY	90-189	
5. Buff.	76-152	

Power-Play

	Goals	
	Att.	Pct.
1. NY	38-79	48.1%
2. Pitts.	41-102	40.2
Buff.	39-97	40.2
4. Hart.	23-73	31.5
5. Phila.	24-96	25.0

Penalty Killing

	GA/TS*		Pct.
	GA/TS*	Pct.	
1. Buff.	21-71	70.4%	
2. NY	31-86	63.9	
3. Phila.	47-118	60.2	
4. Hart.	43-96	55.2	
5. Pitts.	47-100	53.0	

*Goals Allowed/Times Short

CENTRAL DIVISION

Penalties		
Team	Pen.-Min.	
1. St.L.	109-239	
2. Hous.	103-215	
3. Clev.	88-181	
4. Det.	83-175	
5. Wich.	85-170	

Power-Play

	Goals	
	Att.	Pct.
1. Det.	51-103	49.5%
2. Cleve.	28-64	43.8
3. Wich.	42-97	43.3
4. Hous.	41-101	41.6
5. St.L.	38-106	35.8

Penalty Killing

	GA/TS*		Pct.
	GA/TS*	Pct.	
1. Hous.	32-92	65.2%	
2. Clev.	30-86	65.1	
3. Wich.	33-84	60.7	
4. Det.	31-78	60.3	
5. St.L.	51-110	53.6	

Individual Penalty Minute Leaders

1. Carl Rose, St.L.	51
2. Bobby Smith, Phila.	48
3. Steve Pecher, St.L.	44
4. Dan Geerling, Hous.	39
5. Paul Toomey, Hart.	38
6. Doc Lawson, Phila.	33
Branko Segota, NY	33
8. Fred Grgurev, Phila.	26
9. Neil Cohen, Hous.	24

Yellow Cards (Cautions)

1. Philadelphia	21
2. Hartford	16
3. New York	14
4. St. Louis	11
5. Houston	9
Pittsburgh	9
7. Cleveland	8
8. Wichita	7
Detroit	7
10. Buffalo	4

Red Cards (Ejections)

1. St. Louis	7
2. Philadelphia	6
3. New York	4
4. Hartford	3
Houston	3
Pittsburgh	3
7. Detroit	2
8. Cleveland	1
Buffalo	0
Wichita	0



MISL 1978/79

FINAL STANDINGS

	W	L	Pct.	GF	GA	GB	Home	Away
							W-L	W-L
Houston	18	6	.750	175	114	—	11-1	7-5
New York	16	8	.667	176	136	2	8-4	8-4
Cincinnati	16	8	.667	154	129	2	10-2	6-6
Philadelphia	11	13	.458	141	154	7	5-7	6-6
Pittsburgh	6	18	.250	123	117	11	4-8	2-10
Cleveland	5	19	.208	94	159	13	4-8	1-11

PENALTY SITUATIONS

	Power-Play		Team Penalties & Minutes	
	Goals/Att.	Pct.	Pen.	Min.
1. Hous.	38-96	39.9%	1. Phila.	106
2. Cinn.	28-85	32.9%	2. N.Y.	101
3. Phila.	26-88	29.5%	3. Cinn.	90
4. N.Y.	17-62	27.4%	4. Hous.	90
5. Cleve.	20-81	24.7%	5. Pitts.	83
6. Pitts.	23-94	24.5%	6. Cleve.	75

FINAL STATISTICS

SCORING LEADERS

	Games	Goals	Assists	Points
1. Fred Grgurev, Phila.....	24	46	28	74
2. Steve Zungul, N.Y.....	18	43	25	68
3. Kai Haaskivi, Hous.....	22	39	25	64
4. Branko Segota, N.Y.....	21	25	22	47
5. Doug Wark, Cinn.....	22	29	16	45
6. Joe Fink, Phila.....	22	30	14	44
7. Ian Anderson, Hous.....	21	29	13	42
8. Stewart Jump, Hous.....	21	21	18	39
9. John Stremmlau, Hous.....	24	16	21	37
10. Alberto Alves, Phila.....	24	20	16	36
11. Sid Nolan, Pitts.....	23	21	13	34
12. Gerry Morielli, Hous.....	19	20	13	33
13. Dave Sarachan, Pitts.....	23	23	9	32
14. John Dolinsky, Pitts.....	22	16	15	31
Pat Ercoli, N.Y.....	21	18	13	31
John Smillie, Cinn.....	20	14	17	31
17. Tony Graham, Cinn.....	20	18	11	29
Brian Budd, Cleve.....	19	24	5	29
19. Jim Lemon, Phila.....	23	15	11	26
20. Ty Keough, Cinn.....	23	13	11	24

GOALKEEPER LEADERS

Player, Team	Games	Min.	Shots Faced	Avg./Game	Saves	Goals		Avg./Game	Record	Pct.
						Avg./Game	Allowed			
1 Paul Hammond, Hous.	17	1010	733	43.5	298	17.7	70	4.16	13-3	.813
2 Keith Van Eron, Cinn.	23	1237	984	47.7	359	17.4	104	5.04	15-7	.681
3 Shep Messing, N.Y.	22	1236	1078	52.3	502	24.4	107	5.19	14-7	.667
4 Woody Hartman, Phila.	22	1237	967	46.9	439	21.3	120	5.82	10-10	.500
5 Roland SIKINGER, Hous.	8	453	379	50.2	141	18.7	44	5.83	5-3	.625
6 Jimmy May, Cleve.	12	529	409	46.4	168	19.0	53	6.01	1-6	.143
7 Pete Mannos, Pitts.	16	880	715	48.7	311	21.2	102	6.95	5-9	.357
8 Rich Brands, Cleve.	13	533	481	54.1	170	19.1	71	7.99	1-8	.111

Penalty Killing

	GA/TS*	Pct.
1. Hous.	18-84	78.6%
2. N.Y.	24-91	73.6%
3. Phila.	29-102	71.6%
4. Cinn.	26-82	68.3%
5. Cleve.	25-71	64.8%
6. Pitts.	29-76	61.8%

*Goals Allowed/Times Short

Individual Penalty Minute Leaders

	(minutes)
1. Skip Roderick, Phila.	34
2. Jim Lemon, Phila.	33
3. Dave D'Errico, Cinn.	29
4. Dave McKenzie, Pitts.	24
Renato Cila, N.Y.	24
Nicky Megaloudis, Hous.	24
7. Les Peterson, Cleve.	22
Buzz Deming, Cinn.	22
9. Gerry Morielli, Hous.	21
10. Stewart Jump, Hous.	20
Howie Charbonneau, Hous.	20

GOAL SCORING

Power-Play Goals

1. Kai Haaskivi, Hous.	10	1. Gred Grgurev, Phila.	46
2. Dave Sarachan, Pitts.	8	2. Steve Zungul, N.Y.	43
Doug Wark, Cinn.	8	3. Kai Haaskivi, Hous.	39
Fred Grgurev, Phila.	8	4. Joe Fink, Phila.	30
5. Joe Fink, Phila.	7	5. Doug Wark, Cinn.	29
Jim Lemon, Phila.	7	Ian Anderson, Hous.	29

Goal Scorers

Game Winning Goals

1. Steve Zungul, N.Y.	7
2. Kai Haaskivi, Hous.	5
Stewart Jump, Hous.	5
4. Doug Wark, Cinn.	4
Joe Fink, Phila.	4
Fred Grgurev, Phila.	4
Branko Segota, N.Y.	4
8. Gerry Morielli, Hous.	3
Ian Anderson, Hous.	3

Hat Tricks

(3 or more goals in one game)	
1. Fred Grgurev, Phila.	8
Kai Haaskivi, Hous.	8
Steve Zungul, N.Y.	8
4. Ian Anderson, Hous.	5
5. Branko Segota, N.Y.	4
6. Gerry Morielli, Hous.	3
Joe Fink, Phila.	3
Manuel Cuenca, Cinn.	3

MISL RECORDS/REGULAR SEASON

MISL INDIVIDUAL RECORD PERFORMANCES

Goals

- Most Goals, GAME—7**, Gene Geimer, Cinn. (vs. Hous.), 1/7/79; Steve Zungul, N.Y. (vs. Chic.), 3/8/81; Joey Fink, Balt. (vs. N.J.), 1/29/82
- Most Goals, HALF—5**, Steve Zungul, N.Y. (vs. Phil.), 3/2/79; Steve Zungul, N.Y. (vs. Wich.), 1/26/80; Fred Grgurev, Phil. (vs. St.L.), 2/22/80; Fred Grgurev, Phil. (vs. Hart.), 2/28/80; Steve Zungul, N.Y. (vs. Hart.), 1/30/81; Steve Zungul, N.Y. (vs. Buff.), 12/20/81; Vic Davidson, Clev. (vs. Pitt.), 3/11/82
- Most Goals, QUARTER—4**, Gene Geimer, Cinn. (vs. Hous.), 1/7/79; Steve Zungul, N.Y. (vs. Det.), 2/10/80; Fred Grgurev, Phil. (vs. Hart.), 2/28/80; Gordon Hill, K.C. (vs. St.L.), 12/9/83
- Most Goals, SEASON—108**, Steve Zungul, N.Y., 80/81
- Most Goals, CAREER—419**, Steve Zungul, N.Y.-G.B., 1978-83
- Most Consecutive GAMES Scoring a Goal—26**, Steve Zungul (twice), 79/80, 80/81
- Most GAME WINNING Goals, Season—15**, Steve Zungul, N.Y., 80/81
- Most GAME WINNING Goals, Career—52**, Steve Zungul, N.Y.-G.B., 1978-83
- Most OVERTIME Winners, Season—4**, Elson Seale, K.C. 82/83
- Most OVERTIME Winners, Career—7**, Andy Chapman, Wich., 1979-84
- Most PENALTY KICKS, Game—2**, Kai Haaskivi, Hous. (vs. N.Y.), 1/19/79; Helmut Dudek, Mem. (vs. Wich.), 1/18/83
- Most PENALTY KICKS, Season—7**, Iubo Petrovic, Buff., 79/80; Pat McCluskey, Pitt., 82/83
- Most PENALTY Kicks, Career—11**, Helmut Dudek, Wich./Mem., 1980-84
- Most PPG, Game—4**, Ede Wolf, Det. (vs. St.L.), 2/3/80; Gordon Hill, D.C. (vs. St.L.), 12/9/83
- Most PPG, Season—15**, Kai Haaskivi, Hous., 79/80; Steve Zungul, N.Y., 80/81
- Most PPG, Career—49**, Steve Zungul, N.Y.-G.B., 1978-83
- EARLIEST Goal In Game—:07**, Ian Anderson, Hous. (vs. N.Y.), 2/23/79
- LATEST Goal In OVERTIME Game—74:46**, (14:46 into OT), Pat Ercoli, Balt. (vs. Phx.), 1/18/84; Dan Tobin, L.A. (vs. K.C.), 2/17/84
- Shortest Elapsed Time to Score 2 GOALS—:06**, Graham Fyfe, Clev. (vs. St.L.), 12/27/80
- Shortest Elapsed Time to Score 3 GOALS—:37**, Steve Zungul, N.Y. (vs. Balt.), 4/2/82
- Shortest Elapsed Time to Score 4 GOALS—3:38**, Gordon Hill, K.C. (vs. St.L.), 12/9/83
- Most SHORTHANDED Goals, Game—2**, Rudy Ybarra, Hart. (vs. St.L.), 2/9/80; Joe Fink, Phil. (vs. Buff.), 2/12/80; Paul Kitson, Chic. (vs. St.L.), 3/1/81; Paul Toomey, Pitt. (vs. Buff.), 12/11/81; Steve Zungul, N.Y. (vs. Buff.), 12/11/81; Paul Kitson, N.Y. (vs. Pitt.) 2/13/83; Geoff Wall, Tac. (vs. Balt.), 3/10/84
- Most SHORTHANDED Goals, Season—6**, Paul Kitson, Chic., 80/81
- Most SHORTHANDED Goals, Career—11**, Paul Kitson, Chic./N.Y./Balt., 1980-84
- Most 3-Goal (HAT TRICK) Games, Season—20**, Steve Zungul, N.Y., 80/81; Steve Zungul, N.Y., 81/82
- Most 3-Goal (HAT TRICK) Games, Career—78**, Steve Zungul, N.Y.-G.B., 1978-83

Assists

- Most Assists, GAME—5**, Sid Nolan, Pitt. (vs. Phil.), 3/5/79; Fred Grgurev, Phil. (vs. N.Y.), 3/9/80; Vic Davidson, Phx. (vs. S.F.), 12/10/80; Louie Nanchoff, Phil. (vs. Clev.), 1/20/81; Jorgen Kristensen, Wich. (vs. Phx.), 2/3/81; Charlie Cordas, Buff. (vs. Phx.), 2/18/81; Tim Walters, Den. (vs. Phx.), 3/7/81; Stan Terlecki, Pitt. (vs. Balt.), 3/28/82; Stan Stamenkovic, Mem. (vs. Pitt.), 11/6/82; Stan Stamenkovic, Mem. (vs. Wich.), 2/2/83; Omar Gomez, Wich. (vs. Mem.), 2/2/83; Vidal Fernandez, S.D. (vs. G.B.), 4/13/83; Steve Zungul, G.B. (vs. S.D.), 5/16/83; Petar Baralic, Phx. (vs. L.A.), 12/16/83; Zeev Kapka, Pitt. (vs. Mem.), 1/21/84; Mike Lashchev, N.Y. (vs. Mem.), 3/13/84
- Most Assists, HALF—5**, Charlie Cordas, Buff. (vs. Phx.), 2/18/81
- Most Assists, SEASON—65**, Stan Stamenkovic, Mem., 82/83
- Most Assists, CAREER—222**, Steve Zungul, N.Y.-G.B., 1978-83
- Most CONSECUTIVE GAMES Scoring an Assist—17**, Kai Haaskivi, Hous., 78/79

Points

- Most Points, GAME—9**, Kai Haaskivi, Hous. (vs. Pitt.), 12/23/79; Vic Davidson, Phx. (vs. S.F.), 12/10/80; Steve Zungul, N.Y. (vs. Buff.), 2/10/82
- Most Points, HALF—7**, Steve Zungul, N.Y. (vs. Buff.), 12/20/81
- Most Points, SEASON—163**, Steve Zungul, N.Y., 81/82
- Most Points, CAREER—641**, Steve Zungul, N.Y.-G.B., 1978-83
- Most CONSECUTIVE GAMES Scoring a Point—76**, Steve Zungul, N.Y. (14 in 78/79, 32 in 79/80, 30 in 80/81)

Penalties

- Most PENALTIES IN MINUTES (PIM) in Game—11**, Clive Griffiths, Chic. (vs. Phil.), 12/30/80; Kevin Kewley, Wich. (vs. Mem.), 3/26/82
- Most PIM, Season—58**, Steve Pecher, St.L., 81/82
- Most PIM, Career—183**, Steve Pecher, St.L., 1979-84
- Most PENALTIES, Game—4**, Skip Roderick, Phil. (vs. N.Y.), 3/12/79; Clive Griffiths, Chic. (vs. Phil.), 12/30/80; Kevin Kewley, Wich. (vs. Mem.), 3/26/82
- Most EJECTIONS, Season—2**, Dave MacKenzie, Pitt., 78/79; Bobby Smith, Phil., 79/80; Steve Pecher, St.L., 79/80; Fred Grgurev, Phil., 79/80; Dave MacKenzie, Pitt., 82/83; Omar Gomez, Wich., 82/83
- Most EJECTIONS, Career—6**, Dave MacKenzie, Pitt./Hart./Pitt., 1978-83
- Most CAUTIONS, Season—7**, Bobby Smith, Phil., 79/80; Willie Watson, Phx., 81/82
- Most CAUTIONS, Career—11**, Willie Watson, Phx., 1980-83

Games

- Most Games Played, SEASON—50**, Fred Grgurev, N.Y./Mem., 83/84
- Most Games Played, CAREER—230**, Fred Grgurev, N.Y./Mem., 1979-84
- Most CONSECUTIVE GAMES Played—161**, Elson Seale, K.C., 1980-84

Blocked Shots

- Most SHOTS BLOCKED, Game—10**, Henry Sosnica, Mem. (vs. K.C.), 1/14/83; Bernie James, Clev. (vs. N.Y.), 4/16/83
- Most SHOTS BLOCKED, Season—136**, Oscar Pisano, Buff., 83/84
- Most SHOTS BLOCKED, Career—220**, Oscar Pisano, Buff., 1982-84

MISL GOALKEEPER RECORD PERFORMANCES

Goals Against

- LEAST Goals Allowed, Game—0**, Paul Hammond, Hous. (vs. Clev.), 3/7/79; Shep Messing, N.Y. (vs. Clev.), 2/20/80; Sepp Gantenhammer, Hous. (vs. Clev.), 3/9/80; Ardo Ferri, Phil. (vs. Wich.), 12/16/80; Mike Dowler, Wich. (vs. S.F.), 12/28/81; Mike Dowler, Wich. (vs. Clev.), 1/2/81; Scott Manning, Buff. (vs. Phil.), 1/24/81; Mike Dowler, Wich. (vs. Den.), 12/13/81; Gary Allison, Pitt. (vs. Phil.), 1/31/82; Slobodan Iljevski, St.L. (vs. K.C.), 2/7/82; Van Taylor, Phx. (vs. Den.), 3/27/82; Zoltan Toth, N.Y. (vs. Mem.), 12/12/82; Slobodan Iljevski, St.L. (vs. Chic.), 1/14/83; Krys Sobieski, Pitt. (vs. Clev.), 3/31/83; Slobodan Iljevski, St.L. (vs. K.C.), 4/10/83; Enzo DiPede, K.C. (vs. Mem.), 1/4/84; Slobodan Iljevski, St.L. (vs. Wich.), 3/2/84
- Most Shutouts, SEASON—2**, Mike Dowler, Wich., 80/81; Slobodan Iljevski, St.L., 82/83
- Most Shutouts, CAREER—4**, Slobodan Iljevski, St.L., 1980-84
- Most CONSECUTIVE Shutouts—2**, Mike Dowler, Wich., 80/81
- LOWEST Goals Against Average, Season—3.67**, Slobodan Iljevski, St.L., 83/84
- MOST Goals Allowed, Game—15**, Henry Westmoreland, Phx. (vs. N.Y.), 12/4/81
- MOST Goals Allowed, Season—203**, Mike Dowler, Wich., 82/83
- MOST Goals Allowed, Career—766**, Shep Messing, N.Y., 1978-84
- LONGEST Time Without Allowing a Goal—140:32**, Mike Dowler, Wich., 12/28/80-1/2/81
- Most Saves, GAME—46**, Roy Messing, S.F. (vs. Wich.), 3/4/81
- Most Saves, SEASON—798**, Slobodan Iljevski, St.L., 81/82
- Most Saves, CAREER—2958**, Slobodan Iljevski, St.L., 1980-84
- FEWEST Saves, Game—3**, Sepp Gantenhammer, Hous. (vs. Clev.), 2/22/80
- FEWEST Saves, Half—0**, Mike Dowler, Wich. (vs. Den.), 4/3/82
- HIGHEST Saves Per Game Average, Season—25.6**, Roy Messing, S.F., 80/81
- LOWEST Saves Per Game Average, Season—12.5**, Peter Mowlik, Pitt., 83/84

Shots on Goal

- Most Shots on Goal Faced, GAME—56**, Van Taylor, Phx. (vs. Balt.), 3/13/83
- LEAST Shots on Goal Faced, GAME—9**, Shep Messing, N.Y. (vs. Wich.), 3/11/83
- Most Shots on Goal Faced, SEASON—1192**, Mike Dowler, Wich., 1983-84
- Most Shots on Goal Faced, CAREER—2322**, Mike Dowler, Wich., 1982-84
- HIGHEST Shots on Goal Per Game Average, Season—35.7**, Blagoje Tamindzic, Phx., 83/84
- LOWEST Shots on Goal Per Game Average, Season—**Shep Messing, N.Y., 22.8, 82/83

Decisions

- Most Goalkeeper WINS, Season—30**, Alan Mayer, S.D., 82/83
- Most Goalkeeper WINS, Career—104**, Shep Messing, N.Y., 1978-84
- Most Goalkeeper LOSSES, Season—25**, Richard But, Hart., 80/81
- Most Goalkeeper LOSSES, Career—66**, Richard But, Hart./Mem., 1980-84
- Most CONSECUTIVE GK WINS—15**, Shep Messing, N.Y., 80/81
- Most CONSECUTIVE GK LOSSES—14**, Enzo DiPede, Chi., 80/81

Minutes Played

- Most Minutes Played, GAME—75:00**, Richard But, Hart./Mem. (3 Times); Zoltan Toth, N.Y. (3 Times); Enzo DiPede, K.C. (2 Times); Slobodan Iljevski, St.L. (2 Times); Bill Mishalow, Mem. (2 Times); Gary Allison, Chi.; Aly Anderson, Den.; John Barett, Tac.; Cliff Brown, Clev.; Keith Van Eron, Phil.; John Houska, Clev.; Scott Manning, Buff.; Peter Mowlik, Pitt.; Manny Schwartz, St.L.; Krys Sobieski, Clev.; Wieslaw Surlit, Buff.; Blagoje Tamindzic, Phx.; Van Taylor, Phx.; Jim Tietjens, K.C.
- Most Minutes Played, SEASON—2724**, Mike Dowler, Wich., 83/84
- Most Minutes Played, CAREER—9018**, Shep Messing, N.Y., 1978-84

Games Played

- Most Games Played, SEASON—46**, Mike Dowler, Wich., 83/84
- Most Games Played, CAREER—163**, Shep Messing, N.Y., 1978-84
- Most Consecutive Games PLAYED—50**, Shep Messing, N.Y., 1979-81

Penalties

- Most Penalty Minutes for GK, GAME—7**, Blagoje Tamindzic, Phx. (vs. Wich.), 12/19/83
- Most Penalty Minutes for GK, SEASON—33**, Blagoje Tamindzic, Phx., 82/83
- Most Penalty Minutes for GK, CAREER—76**, Keith Van Eron, Cinn./Wich./Phila./Balt., 1978-84

MISL RECORDS/REGULAR SEASON

Scoring

Most Assists for GK, GAME—2, Bob Rigby, Phil. (vs. Det.), 1/27/80; Shep Messing, N.Y. (vs. Buff.), 2/6/80; Chris Turner, Det. (vs. Clev.), 3/2/80; Slobodan Ilijevski, St.L. (vs. Balt.), 2/12/81; Scott Manning, Balt. (vs. Chi.), 1/2/81; Enzo DiPede, Chic. (vs. St.L.), 3/1/81; Slobodan Ilijevski, St.L. (vs. Mem.), 12/26/81; Slobodan Ilijevski, St.L. (vs. Wich.), 11/21/82; Mike Dowler, Wich. (vs. Balt.), 1/6/83; Enzo DiPede, K.C. (vs. S.D.), 1/8/83; Mike Hewitt, G.B. (vs. Buff.), 2/6/83; Bill Irwin, G.B. (vs. Wich.), 4/6/83; Chris Vaccaro, Clev. (vs. Mem.), 12/17/83

Most Assists for GK, SEASON—9, Shep Messing, N.Y., 79/80

Most Assists for GK, CAREER—20, Slobodan Ilijevski, St.L., 1980-84

Most GOALS for GK—1, Keith Van Eron, Balt. (vs. Wich.), 2/14/82; Slobodan Ilijevski, St.L. (vs. K.C.), 4/3/82; Chris Vaccaro, Clev. (vs. Wich.), 2/18/83; Blagoje Tamindzic, Phx. (vs. K.C.), 3/10/84; Scott Manning, Balt. (vs. Clev.), 4/6/84

MISL TEAM RECORD PERFORMANCES

Decisions

Most WINS, Season—36, N.Y., 81/82

Most LOSSES, Season—40, Los Angeles, 82/83

HIGHEST WINNING PERCENTAGE, Season—875, N.Y. (35-5), 80/81

LOWEST WINNING PERCENTAGE Season—167, Los Angeles (8-40), 82/83

Least GAMES WON, Season—5, Cleveland, 78/79

Most HOME WINS, Season—20, Baltimore 83/84

Most HOME LOSSES, Season—18, Los Angeles, 82/83

Most ROAD WINS, Season—18, New York, 80/81; New York, 81/82

Most ROAD LOSSES, Season—22, Los Angeles, 82/83

Most OVERTIME Games, Season—14, Tacoma, 83/84

Most OVERTIME Wins, Season—7, San Diego, 82/83; St. Louis, 83/84

Most OVERTIME Losses, Season—10, Tacoma, 83/84

Most SHOOTOUT Rounds—12, Philadelphia, Cleveland, 12/12/80

Most SHOOTOUT Games, Season—3, Kansas City, Memphis, New York, 83/84

Most SHOOTOUT Wins, Season—2, Denver, 80/81; 82/83; St. Louis, 82/83; Memphis, New York, 83/84

Most SHOOTOUT Losses, Season—2, Kansas City, 83/84

CONSECUTIVE Wins—19, New York, 80/81

CONSECUTIVE Losses—14, Kansas City, 81/82

Most ONE-GOAL GAMES, Season—27, Los Angeles, Tacoma, 83/84

Most ONE-GOAL WINS, Season—17, Tacoma, 83/84

Most ONE-GOAL LOSSES, Season—15, Los Angeles, 83/84

LARGEST MARGIN OF Victory, Game—12, Pittsburgh (14) vs. Cleveland (2), 3/27/82; Pittsburgh (14) vs. Memphis (2), 3/10/84

CONSECUTIVE Road Wins—15, New York, 80/81

CONSECUTIVE Home Wins—19, New York, 78/79, 79/80, 80/81

Goals

Most Goals, GAME—15, New York, (vs. Phx.), 12/4/81

Most Goals, ROAD GAME—15, New York, (vs. Phx.), 12/4/81

Most Goals, HALF—10, N.Y. (vs. Pitt.), 1/12/79; N.Y. (vs. Hous.), 2/23/79; St.L. (vs. S.F.), 12/20/80; Memphis (vs. Pitt.), 11/6/82

Most Goals, QUARTER—8, Pitt. (vs. Phil.), 3/5/79

Most Goals, SEASON—302, N.Y., 81/82

Most Goals, Game (BOTH TEAMS)—25, N.Y. (15) vs. Phx. (10), 12/4/81

Most Goals, Half (BOTH TEAMS)—16, Pitt. (6) vs. N.Y. (10), 1/12/79; Clev. (9) vs. Pitt. (7), 12/15/79

Most Goals, Quarter (BOTH TEAMS)—11, Chic. (6) vs. Phx. (5), 1/20/83; Balt. (6) vs. N.Y. (5), 2/12/84

Least Goals, Game (BOTH TEAMS)—1, Wich. (1) vs. Den. (0), 12/13/81

Longest Consecutive SCORELESS STREAK—126:02, Wich., 83/84

Most UNANSWERED GOALS—18, Wichita, 80/82 (2 games)

HIGHEST AVERAGE GOALS Per Game, Season—9.3, N.Y. (296 goals in 32 games), 79/80

LOWEST AVERAGE GOALS Per Game, Season—3.9, Cleveland (94 goals in 24 games), 78/79

HIGHEST GOALS ALLOWED Per Game, Season—7.5, Hartford (240 goals in 32 games), 78/79

LOWEST GOALS ALLOWED Per Game, Season—4.14, St.L. (182 goals in 44 games) 81/82

FASTEST TWO GOALS—.06, Phil. (Lemon/Simmons) vs. Pitt., 1/9/79; N.Y. (Zungul) vs. Clev. (Astigarraga) 11/29/80; Clev. (Fyfe) vs. St.L., 12/27/80; Phx. (DeSouza) vs. S.D. (Willrich), 4/1/83; Buff. (Iglesias) vs. Chic. (Margetic), 2/26/83; N.Y. (Liveric/Grgurev) vs. Mem., 12/30/83; Wich. (Chapman) vs. K.C. (Koutsoukos), 11/4/83

EARLIEST GOAL—.07, Hous. (Anderson) vs. N.Y. 2/23/79

Most SHORTHANDED Goals, Game—3, N.Y. (vs. Pitt.), 12/9/79; N.Y. (vs. K.C.), 12/11/81

Most SHORTHANDED Goals, Season—10, Chi., 80/81; N.Y., 81/82

Most PENALTY KICKS Made, Season—7, Buffalo, 79/80; Pittsburgh, 82/83

Most PENALTY KICKS Made, Game—2, Houston (vs. N.Y.), 1/19/79; Baltimore (vs. N.Y.), 3/4/84

Shots on Goal Faced

Most Shots on Goal Faced, GAME—56, Phx. (vs. Balt.), 3/13/83

Most Shots on Goal Faced, SEASON—1678, Cleveland, 83/84

Highest Average Shots on Goal Faced/Game, SEASON—34.58, Cleveland, 83/84

Lowest Average Shots on Goal Faced/Game, SEASON—23.66, N.Y., 82/83

Blocked Shots

Most Blocked Shots, GAME—32, Phoenix (vs. Balt.), 3/13/83

Most Blocked Shots, SEASON—651, Cleveland, 83/84

Power Plays

Most Power Play Goals (PPG), GAME—6, Hous. (vs. Cinn.), 2/9/79; Det. (vs. St.L.), 2/3/80; St.L. (vs. Balt.), 11/20/80; K.C., (vs. St.L.), 12/9/83

Most PPG, SEASON—51, Detroit, 79/80

Most PPG ATTEMPTS, Game—9, Hous. (vs. Cinn.), 2/9/79; St.L. (vs. Pitt.), 1/30/80; Det. (vs. St.L.), 2/3/80; Den. (vs. S.F.), 11/19/80; Tac. (vs. Phx.), 11/12/83

Most PPG ATTEMPTS, Season—143, St. Louis, 80/81

Highest Power Play EFFICIENCY, Season—49.5%, Detroit (51-103), 79/80

Lowest Power Play EFFICIENCY, Season—23.3%, St.L. (20-86), 81/82

CONSECUTIVE Games with PPG—14, Cleveland, 83/84

CONSECUTIVE Power Play Attempts Without Scoring—21, St. Louis, 81/82

CONSECUTIVE Successful Power Play Attempts—17, Cleveland, 83/84

CONSECUTIVE Games without PPG—9, St. Louis, 81/82

MISL TEAM RECORD PERFORMANCES

Penalty Killing

Most Power Plays Killed, GAME—8, San. Fran. (vs. Den.), 11/19/80; Phx. (vs. Tac.), 11/12/83

Most Power Plays Killed, SEASON—86, Pittsburgh, 82/83

Most Power Plays FACED, GAME—9, Cinn. (vs. Hous.), 2/9/79; Pitt. (vs. St.L.), 1/30/80; St.L. (vs. Det.), 2/3/80; S.F. (vs. Den.), 11/19/80; Phx. (vs. Tac.), 11/12/83

Most Power Plays FACED, SEASON—132, San. Fran., 80/81

Most PPG ALLOWED, Game—6, Cinn. (vs. Hous.), 2/9/79; St.L. (vs. Det.), 2/3/80; Balt. (vs. St.L.), 11/20/80; St.L. (vs. K.C.), 12/9/83

Most PPG ALLOWED, Season—51, St. Louis, 79/80; San. Fran., 80/81

Highest Power Plays Defense EFFICIENCY, Season—78.6%, Houston (66-84), 78/79

Lowest Power Plays Defense EFFICIENCY, Season—53.0%, Pittsburgh (47-100), 79/80

CONSECUTIVE Power Plays Faced WITHOUT ALLOWING MAG—16, Wichita, 81/82

Consecutive Games NOT ALLOWING A PPG—14, Wichita, 81/82

Consecutive Games ALLOWING PPG—16, Hartford, 79/80

Penalties

Most Penalties, GAME—10, Cincinnati (vs. Hous.), 2/9/79

Most Penalties, SEASON—147, N.Y., 83/84

Most Penalties (BOTH TEAMS)—17, Cinn. (10) vs. Hous. (7), 2/9/79; S.F. (9) vs. Den. (8), 11/19/80

Most PENALTY MINUTES, Game—20, N.Y. (vs. Pitt.), 1/20/79; Cinn. (vs. Hous.), 2/9/79; Hous. (vs. Pitt.), 12/23/79; Phil. (vs. Hart.), 2/28/80

Most PENALTY MINUTES, Season—297, N.Y., 83/84

Most Penalty Minutes, Game (BOTH TEAMS)—39, N.Y. (20) vs. Pitt. (19), 1/20/79

Most Games WITHOUT PENALTIES, Season—11, Memphis, 83/84

Most Games WITHOUT PENALTIES, Season—9, Wichita, 81/82

CONSECUTIVE Games WITHOUT PENALTIES—3, Wichita, 81/82, 83/84

Least Penalty Minutes (BOTH TEAMS)—0

Most CAUTIONS, Season—21, Philadelphia, 79/80

Most EJECTIONS, Season—7, St. Louis, 79/80

MISL PLAYOFF '84

CHAMPIONSHIP SERIES '84

St. Louis 7, Baltimore 3 (5/27/84 at Baltimore)
 Baltimore 5, St. Louis 3 (5/31/84 at Baltimore)
 Baltimore 5, St. Louis 2, (6/2/84 at St. Louis)
 Baltimore 5, St. Louis 4 OT, (6/6/84 at St. Louis)
 Baltimore 10, St. Louis 3, (6/8/84 at St. Louis)
Baltimore Wins Best-of-Seven Series, 4-1

SEMIFINAL SERIES

Baltimore 5, Cleveland 4 (5/12/84 at Baltimore)
 Baltimore 6, Cleveland 5 (5/16/84 at Baltimore)
 Baltimore 7, Cleveland 2 (5/17/84 at Cleveland)
Baltimore Wins Best-of-Five Series, 3-0
 St. Louis 4, Wichita 3 (5/16/84 at St. Louis)
 St. Louis 7, Wichita 6 (5/19/84 at St. Louis)
 St. Louis 5, Wichita 4 OT (5/22/84 at St. Louis)
St. Louis Wins Best-of-Five Series, 3-0

QUARTER FINAL SERIES

Baltimore 11, New York 5 (4/27/84 at Baltimore)
 New York 9, Baltimore 8 OT (4/29/84 at Baltimore)
 Baltimore 4, New York 3 (5/4/84 at New York)
 Baltimore 14, New York 5 (5/9/84 at New York)
Baltimore Wins Best-of-Five Series, 3-1

Cleveland 6, Pittsburgh 4 (4/26/84 at Pittsburgh)
 Pittsburgh 4, Cleveland 1 (4/27/84 at Pittsburgh)
 Cleveland 6, Pittsburgh 5 OT (5/1/84 at Cleveland)
 Cleveland 5, Pittsburgh 3 (5/6/84 at Cleveland)
Cleveland Wins Best-of-Five Series, 3-1

St. Louis 6, Kansas City 4 (4/24/84 at St. Louis)
 St. Louis 7, Kansas City 6 (4/27/84 at St. Louis)
 Kansas City 2, St. Louis 1 (5/5/84 at Kansas City)
 Kansas City 5, St. Louis 3 (5/9/84 at Kansas City)
 St. Louis 6, Kansas City 5 (5/13/84 at St. Louis)
St. Louis Wins Best-of-Five Series, 3-2

Wichita 10, Los Angeles 7 (4/24/84 at Wichita)
 Los Angeles 6, Wichita 4 (5/1/84 at Wichita)
 Wichita 5, Los Angeles 4 (5/4/84 at Los Angeles)
 Wichita 6, Los Angeles 5 (5/7/84 at Los Angeles)
Wichita Wins Best-of-Five Series, 3-1

MVP of MISL Championship Series '84

Scott Manning, Baltimore Blast

MISL PLAYOFF '85

- The top three teams in each division qualify for MISL PLAYOFF '85. Four Wild-Card teams compete in two mini-series (best-of-three) for the two remaining playoff slots. Wild-Card teams are selected based on regular season record irrespective of division.
- The top team in the league shall be seeded No. 1. The top team in the other division shall be seeded No. 2. The six other playoff teams shall be seeded according to their regular season records, irrespective of division, highest to lowest, No. 3 thru No. 8.
- For each playoff round the home field advantage and extra home game, if necessary, are determined by the order of seeding for the quarterfinal round.
- In the best-of-five QUARTERFINAL ROUND, the No. 1 seeded team plays the No. 8 seeded team, No. 2 plays No. 7, No. 3 plays No. 6 and No. 4 plays No. 5.
- The winners of the quarterfinal round meet in a best-of-five SEMI-FINAL ROUND in which the highest seeded team plays the lowest seeded team and the other two teams play each other.
- The two semifinal winners advance to the best-of-seven CHAMPIONSHIP SERIES '85.

PLAYOFF LEADERS

	Games	Goals	Assists	Points
1. Stan Stamenkovic, Balt	12	13	20	33
2. Dave MacWilliams, Balt	12	12	14	26
3. Njego Pesa, StL	13	15	9	24
4. Pat Ercoli, Balt	10	16	2	18
5. Don Ebert, StL	12	9	7	16
Joe Fink, Balt	11	12	4	16
Omar Gomez, Wich	7	10	6	16
8. Andy Chapman, Wich	7	9	5	14
Tim Walters, StL	13	8	6	14
10. Daryl Doran, StL	13	4	8	12
Mike Stankovic, Balt	11	9	3	12

Goalkeepers (minimum 240 minutes played)	GP	Min	Shts	Svs	GA	Avg	W-L
1. Scott Manning, Balt	9	500	288	164	31	3.72	8-0
2. Chris Vaccaro, Clev	6	325	181	76	22	4.06	3-3
3. Enzo Dipede, KC	5	286	183	95	22	4.62	2-2
4. Sloba Iljevski, StL	10	596	285	146	48	4.83	6-4
5. Mike Dowler, Wich	7	398	176	92	34	5.13	3-3

PENALTIES IN MINUTES LEADERS: Max Thompson, Balt., 14; Mike Stankovic, Balt., 13; Njego Pesa, StL, 12; Renato Cila, NY, 10; Omar Gomez, Wich., 10; Juan Carlos Michia, Balt., 10

POWER-PLAY GOALS: Pat Ercoli, Balt., 7; Don Ebert, StL., 3; Dave MacWilliams, Balt., 3

GAME-WINNING GOALS: Mike Stankovic, Balt., 3; Omar Gomez, Wich., 2; Njego Pesa, StL., 2; Heinz Wirtz, Balt., 2

HAT TRICKS: Andy Chapman, Wich., 2; Joe Fink, Balt., 2; Mark Liveric, NY, 2

SHORTHANDED GOALS: (Five Players with 1): Beto, L.A.: Jeff Cacciatore, StL.; Paul Kitson, Balt.; Kim Roentved, Wich.; Mike Stankovic, Balt.

Team	Games	Pen/Min	Power Plays		Penalty Killing	
			Gls/Att	%	Gls/Att	%
Baltimore	12	41/85	14/44	31.8	5/35	85.7
St. Louis	13	36/73	10/31	32.2	4/26	84.6
Cleveland	7	25/56	2/16	12.5	7/21	66.7
New York	4	25/50	2/13	15.4	9/23	60.9
Wichita	7	23/46	3/18	16.7	7/15	53.3
Los Angeles	4	16/32	3/6	50.0	3/11	72.7
Pittsburgh	4	11/28	4/12	33.0	2/8	75.0
Kansas City	5	12/24	2/9	22.2	3/12	75.0

1983-84 MISL CHAMPION BALTIMORE BLAST



Front Row (left to right): Ray Kunovac, Bob McAvan, Nick Mangione, Juan Carlos Michia, Paul Kitson, Dragan Nikitovic, Tim Wittman.

Second Row (left to right): Ballboy Jeff Blavatt, Stan Stamenkovic, Max Thompson, Pat Ercoli, Dave MacWilliams, Coach Kenny Cooper, Dan Counce, Joe Fink, Lou Nagy, Ballboy Jason Blavatt.

Top Row (left to right): Equip. Mgr. Mike Zolotorov, Owner/Director Bernard Rodin, Fran Rodin, Mike Stankovic, Adrian Brooks, Scott Manning, Gen. Mgr. Mitchell Burke, Keith Van Eron, Richard Chinapoo, Jim Pollihan, Trainer Bob Baldwin.

MISL PLAYOFF '83

CHAMPIONSHIP SERIES '83

San Diego 6, Baltimore 0 (5/13/83 at San Diego)
 San Diego 7, Baltimore 0 (5/15/83 at San Diego)
 Baltimore 4, San Diego 3 (5/17/83 at Baltimore)
 Baltimore 7, San Diego 6 OT (5/19/83 at Baltimore)
 San Diego 3, Baltimore 1 (5/23/83 at San Diego)
San Diego Wins Best-of-Five Series, 3-2

SEMIFINAL SERIES

Cleveland 7, Baltimore 6 (4/26/83 at Baltimore)
 Baltimore 10, Cleveland 5 (4/29/83 at Baltimore)
 Baltimore 7, Cleveland 3 (5/5/83 at Cleveland)
 Cleveland 6, Baltimore 3 (5/7/83 at Cleveland)
 Baltimore 8, Cleveland 6 (5/10/83 at Baltimore)
Baltimore Wins Best-of-Five Series, 3-2
 San Diego 8, Wichita 5 (4/28/83 at San Diego)
 San Diego 5, Wichita 2 (4/30/83 at San Diego)
 San Diego 4, Wichita 3 (5/6/83 at Wichita)
San Diego Wins Best-of-Five Series, 3-0

QUARTERFINALS

Baltimore 11, New York 4 (4/19/83 at Baltimore)
 New York 7, Baltimore 6 (4/22/83 at New York)
 Baltimore 8, New York 3 (4/23/83 at Baltimore)
Baltimore Wins Best-of-Three Series, 2-1
 Chicago 9, Cleveland 5 (4/19/83 at Cleveland)
 Cleveland 5, Chicago 4 (4/21/83 at Chicago)
 Cleveland 7, Chicago 5 (4/23/83 at Cleveland)
Cleveland Wins Best-of-Three Series, 2-1
 Wichita 6, St. Louis 5 OT (4/19/83 at Wichita)
 St. Louis 8, Wichita 2 (4/23/83 at St. Louis)
 Wichita 9, St. Louis 7 (4/26/83 at Wichita)
Wichita Wins Best-of-Three Series, 2-1
 San Diego 6, Kansas City 2 (4/20/83 at San Diego)
 San Diego 9, Kansas City 4 (4/23/83 at Kansas City)
San Diego Wins Best-of-Three Series, 2-0

1982-83 MISL CHAMPION SAN DIEGO SOCKERS



PLAYOFF LEADERS

	Games	Goals	Assists	Points
1. Julie Vee, SD	10	13	19	32
2. Dave MacWilliams, Balt	13	12	11	23
3. Heinz Wirtz, Balt	13	10	11	21
4. Joey Fink, Balt	13	12	8	20
5. Kaz Deyna, SD	9	14	4	18
6. Kai Haaskivi, Clev.	8	6	11	17
7. Pat Ercoli, Balt	12	12	4	16
8. Peter Baralic, Balt	13	8	7	15
9. Keith Furphy, Clev	8	12	2	14
10. Vidal Fernandez, SD	10	6	5	11
Jean Willrich, SD	10	6	5	11
Don Ebert, STL	3	5	6	11

Goalkeepers	GP	Min	Shots	Saves	Goals Allowed	Goals Vs	W-L
<i>(minimum 240 minutes played)</i>							
1. Alan Mayer, SD	10	587	275	115	28	2.86	8-2
2. Keith Van Eron, Balt	10	556	318	147	49	5.29	4-6
3. Mike Dowler, Wich	6	357	156	116	33	5.55	2-4
4. Chris Vaccaro, Clev	7	321	207	90	36	6.73	2-3

PENALTIES IN MINUTES LEADERS: Jim Pollihan, Balt., 12; Craig Allen, Clev., 11; Steve Pecher, St. L., 11; Peter Baralic, Balt., 8; Vidal Fernandez, S.D., 8; Keith Furphy, Clev., 8; Omar Gomez, Wich., 8; Kai Haaskivi, Clev., 8; Nico Rohmann, S.D., 8; Mike Stankovic, Balt., 8; Adrian Brooks, Balt., 4; Guy Newman, S.D., 4; Nick Nickolic, Balt., 4; Heinz Wirtz, Balt., 4

POWER PLAY GOALS: Vic Davidson, Clev., 4; Vidal Fernandez, S.D., 4; Heinz Wirtz, Balt., 4; Ade Coker, S.D., 3; Dave MacWilliams, Balt., 2

GAME-WINNING GOALS: Kaz Deyna, S.D., 3; Andy Chapman, Wich., 2; Pat Ercoli, Balt., 2; Eric Geyer, S.D., 1; Martin Donnelly, S.D., 1; Mike Stankovic, Balt., 1; Joe Fink, Balt., 1; Nico Rohmann, S.D., 1.

SHORTHANDED GOALS: (6 Players with 1): Peter Baralic, Balt.; Charley Greene, Clev.; Kai Haaskivi, Clev.; Lou Nagy, Balt.; Per Roentved, Wich.; John Victor, Clev.

HAT TRICKS: Pat Ercoli, Balt., 2; Keith Furphy, Clev., 2; Dave MacWilliams, Balt., 2.

Team	Games	Pen/Min	Power Plays		Penalty Killing	
			Gls/Att	%	Gls/Att	%
Baltimore	13	41/82	9/31	29.0	12/35	65.7
Chicago	3	9/18	4/5	80.0	3/6	50.0
Cleveland	8	22/47	8/19	42.1	9/18	50.0
Kansas City	2	1/2	1/2	50.0	1/1	0.0
New York	3	6/15	3/7	42.8	2/4	50.0
San Diego	10	17/34	7/20	35.0	3/17	82.3
St. Louis	3	10/23	1/5	20.0	5/8	37.5
Wichita	6	11/22	5/9	55.6	3/9	66.7

From Left to Right:

Top Row: Kaz Deyna, Chris Hellenkamp, Gary Collier, Julie Vee, Jose Neto, Gert Wiczorkowski

Middle Row: Coach Ron Newman, Jean Willrich, Steve Nesin, Jim Gorsek, Volkmar Gross, Alan Mayer, Eric Geyer, Vidal Fernandez, Assistant Coach Johan Aarnio

Bottom Row: Trainer Bob Lee, Martin Donnelly, Guy Newman, Frank Vizcarra, Cha Cha Namdar, Peter Skouras, Ade Coker, Lorenz Hilkes, Assistant Trainer Lyn Hersey

Not Pictured: Nico Rohmann, Paulo Moura

MISL PLAYOFF '82

CHAMPIONSHIP SERIES '82

St. Louis 3, New York 2 OT (5/14/82 at New York)
 New York 5, St. Louis 3 (5/16/82 at New York)
 New York 9, St. Louis 8 OT (5/21/82 at St. Louis)
 St. Louis 6, New York 4 (5/23/82 at St. Louis)
 New York 8, St. Louis 6 (5/26/82 at New York)
New York Wins Best-of-Five Series, 3-2

SEMIFINAL SERIES

New York 6, Baltimore 5 OT (5/7/82 at New York)
 New York 6, Baltimore 2 (5/8/82 at Baltimore)
New York Wins Best-of-Three Series, 2-0
 St. Louis 10, Wichita 5 (5/7/82 at St. Louis)
 Wichita 7, St. Louis 6 OT (5/9/82 at Wichita)
 St. Louis 4, Wichita 1 (5/12/82 at St. Louis)
St. Louis Wins Best-of-Three Series, 2-1

QUARTERFINALS

Buffalo 9, New York 7 (4/30/82 at New York)
 New York 5, Buffalo 4 OT (5/2/82 at Buffalo)
 New York 10, Buffalo 6 (5/5/82 at New York)
New York Wins Best-of-Three Series, 2-1
 St. Louis 4, Denver 2 (4/28/82 at St. Louis)
 St. Louis 7, Denver 6 (4/30/82 at Denver)
St. Louis Wins Best-of-Three Series, 2-0

Pittsburgh 3, Baltimore 1 (4/30/82 at Pittsburgh)
 Baltimore 6, Pittsburgh 5 OT (5/1/82 at Baltimore)
 Baltimore 4, Pittsburgh 2 (5/5/82 at Pittsburgh)
Baltimore Wins Best-of-Three Series, 2-1
 Memphis 5, Wichita 3 (4/20/82 at Wichita)
 Wichita 6, Memphis 3 (5/1/82 at Memphis)
 Wichita 12, Memphis 3 (5/2/82 at Wichita)
Wichita Wins Best-of-Three Series, 2-1

MVP of MISL Championship Series '82: Steve Zungul, New York Arrows

Goalkeepers	GP	Min	Shots	Shots/ Game	Saves	Saves/ Game	Goals Allowed	Goals Vs	Goals W-L
1. Kryz Sobieski, Pitt	2	120	96	48.0	38	18.0	5	2.50	1-1
2. Zoltan Toth, NY	5	306	212	48.2	114	22.3	21	4.12	4-1
3. K. Van Eron, Balt	5	298	218	43.9	97	19.5	21	4.22	2-3
4. S. Iljjevski, StL	10	611	494	49.5	208	20.4	49	4.81	6-4
5. Cliff Brown, Wich	6	359	238	39.8	130	19.7	30	5.02	3-3
6. Gary Allison, Pitt	1	65	72	66.7	28	25.9	6	5.56	0-1
Aly Anderson, Den	2	119	116	58.6	35	17.7	11	5.56	0-2
8. Jim May, Buff	2	126	88	41.9	27	12.9	12	5.71	1-1
9. Shep Messing, NY	5	320	221	41.5	93	17.4	31	5.82	3-2
10. B. Mishalow, Mem	3	180	137	45.7	76	25.3	21	7.00	1-2
11. Paul Maxi, Buff	1	60	50	50.0	20	20.0	10	10.00	0-1

PENALTIES IN MINUTES LEADERS: Steve Pecher, St.L., 20; Omar Gomez, N.Y., 14; Stan Karasi, N.Y., 10; Steve Zungul, N.Y., 8; Mike Stankovic, Balt., 8; Stan Terlecki, Pitt., 7; Renato Cila, N.Y., 6; Zoltan Toth, N.Y., 6; Bob Mc Avan, St.L., 6; Don Ebert, St.L., 6; Carl Rose, St.L., 6; Juan Carlos Michia, N.Y., 6.

MAN-ADVANTAGE GOALS: Carl Rose, St.L., 3; Charlie Cordas, Buff., 2; Steve Zungul, N.Y., 2; Stan Karasi, N.Y., 2; Juan Carlos Michia, N.Y., 2; Kevin Kewley, Wich., 2; George Ley, Wich., 2; Ty Keough, St.L., 2; Don Ebert, St.L., 2.

GAME-WINNING GOALS: Don Ebert, St.L., 3; Steve Zungul, N.Y., 2 (OT); Germain Iglesias, Buff., 1; Dragan Simic, N.Y., 1; Paul Child, Pitt., 1; Miguel Filardo, Balt., 1 (OT); Lou Nagy, Balt., 1; Jeff Cacciatore, St.L., 1; Steve Long, Mem., 1; Kim Roentved, Wich., 1; Jeff Bourne, Wich., 1; Paul Kitson, N.Y., 1 (OT); Mark Liveric, N.Y., 1; Andy Chapman, Wich., 1 (OT); Andy Chapman, Wich., 1 (OT); Tony Glavin, St.L., 1 (OT); Omar Gomez, N.Y., 1; Carl Rose, St.L., 1.

SHORTHANDED GOALS: Steve Zungul, N.Y., 2; Paul Kitson, N.Y., 1.

Team	Games	Pen/Min	Man-Adv		Penalty Killing	
			Goals-Att	%	GA-Short	%
Baltimore	5	16/32	3-13	23.1	2-13	84.6
Buffalo	3	7/14	5-10	50.0	3-6	50.0
Denver	2	6/12	1-5	20.0	2-3	33.3
Memphis	3	8/16	2-9	22.2	3-7	57.1
New York	10	41/82	10-23	43.5	11-35	68.6
Pittsburgh	3	7/14	0-10	0.0	2-8	75.0
St. Louis	10	30/60	7-23	30.4	8-25	68.0
Wichita	6	11/22	5-10	50.0	2-9	77.8

PLAYOFF LEADERS

	Games	Goals	Assists	Points
1. Steve Zungul, NY	10	24	8	32
2. Omar Gomez, NY	10	11	11	22
3. Greg Villa, StL	10	7	9	16
4. Tony Glavin, StL	8	9	4	13
5. Carl Rose, StL	10	8	4	12
Don Ebert, StL	10	8	4	12
7. Jim Ryan, Wich	6	2	9	11
Paul Kitson, NY	10	5	6	11
9. Andy Chapman, Wich	6	5	4	9
10. Terry Nicholl, Wich	6	0	8	8
Kevin Kewley, Wich	6	4	4	8
Stan Karasi, NY	10	3	5	8
Franz St. Lot, NY	9	6	2	8

1981-82 MISL CHAMPION NEW YORK ARROWS

Front row, from left to right, David D'Errico, Renato Cila, Luis Alberto, Billy Gazonas, Gene Strenicer, Franz St-Lot.

Second row, from left to right, Roy Messing, Omar Gomez, Paul Kitson, Shep Messing, Coach Don Popovic, Zoltan Toth, Michael Collins, Trainer Alex Inotay.

Top row, from left to right, Trainer Bob Baldwin, George Katakalis, Fernando Clavijo, Peter Jannette, Nicky Megaloudis, Steve Zungul, Dragan Nikitovic, Val Tuksa, Mark Liveric.



MISL PLAYOFF '81

CHAMPIONSHIP FINAL '81

New York 6, St. Louis 5 (3/29/81 at St. Louis)
New York Arrows Win MISL Championship

SEMIFINAL SERIES

New York 10, Baltimore 1 (3/27/81 at St. Louis)
 St. Louis 8, Wichita 7 SO (3/27/81 at St. Louis)

QUARTERFINALS

Phoenix 10, New York 6 (3/19/81 at Phoenix)
 New York 10, Phoenix 6 (3/21/81 at New York)
 New York 6, Phoenix 5 (3/24/81 at New York)

New York Wins Best-of-Three Series 2-1

St. Louis 6, Buffalo 4 (3/13/81 at St. Louis)
 St. Louis 6, Buffalo 5 (3/21/81 at Buffalo)

St. Louis Wins Best-of-Three Series 2-0

Chicago 4, Wichita 3 (3/12/81 at Chicago)
 Wichita 6, Chicago 4 (3/18/81 at Wichita)

Wichita 8, Chicago 6 (3/23/81 at Wichita)

Wichita Wins Best-of-Three Series 2-1

Baltimore 6, Cleveland 5 OT (3/12/81 at Baltimore)

Cleveland 7, Baltimore 1 (3/14/81 at Cleveland)

Baltimore 5, Cleveland 2 (3/15/81 at Baltimore)

Baltimore Wins Best-of-Three Series 2-1

MVP of MISL Championship '81: Steve Zungul, New York Arrows

PLAYOFF LEADERS

	Games	Goals	Assists	Points
1. Steve Zungul, NY	5	15	4	19
2. Branko Segota, NY	5	9	6	15
3. Andy Chapman, Wich	4	11	0	11
4. Tony Glavin, StL	4	8	2	10
George Nanchoff, Phx	3	6	4	10
6. Fred Grgurev, NY	5	7	2	9
7. Greg Villa, StL	4	3	5	8
8. Kevin Kewley, Wich	4	3	3	6
Peter Marinello, Phx	3	3	3	6
Luis Alberto, NY	5	1	5	6

Goalkeepers	G	Min	Shots			Goals			Record
			Faced	Avg	Saves	Avg	Vs		
1. Cliff Brown, Clev	3	188	128	40.9	52	16.6	12	3.83	1-2
2. Mike Dowler, Wich	4	225	175	46.7	76	20.3	19	5.07	2-1
3. Scott Manning, Buff	2	94	93	59.2	37	23.6	8	5.09	0-1
4. Slobodan Ilijevski, StL	4	255	239	56.2	107	25.2	22	5.18	3-1
5. Zoltan Toth, NY	2	69	70	60.9	20	17.4	6	5.22	1-0
6. Chris Vaccaro, Balt	1	34	23	40.3	10	17.5	3	5.26	0-0
7. Shep Messing, NY	4	230	219	57.2	97	25.3	21	5.48	3-1
8. Enzo DiPede, Chi	3	180	139	46.3	63	21.0	17	5.67	1-2
9. Sepp Gantenhammer, Balt	4	218	160	44.1	54	14.9	21	5.78	2-2
10. Jim May, Buff	1	26	13	30.2	5	11.6	3	6.98	0-0
11. Van Taylor, Phx	3	180	166	55.3	78	26.0	22	7.33	1-2
12. Brad Higgs, Wich	1	18	11	36.7	7	23.3	3	10.00	0-1
13. Eddie Azevedo, Buff	2	5	2	24.1	1	12.0	1	12.05	0-1

PENALTIES IN MINUTES LEADERS: Peter Millar, Phx., 10; Dave D'Errico, N.Y., 10; Renato Cila, N.Y., 9.

MAN-ADVANTAGE GOALS: Nick Mangione, Balt., 2; George Nanchoff, Phx., 2; Dan Counce, Balt., 1; Laszlo Harsanyi, Balt., 1; Iubo Petrovic, Buff., 1; Herve Guilliod, Buff., 1; Paul Kitson, Chi., 1; Simon Look, Clev., 1; Steve Zungul, N.Y., 1; Fred Grgurev, N.Y., 1; Branko Segota, N.Y., 1; Luis Alberto, N.Y., 1; Willie Watson, Phx., 1; Greg Villa, St.L., 1; Brian Tinnion, Wich., 1; Emilio John, St.L., 1; Don Ebert, St.L., 1; Kim Roentved, Wich., 1.

GAME-WINNING GOALS: Steve Zungul, N.Y., 2; Dan Counce, Balt., 1 (OT); John Collins, Balt., 1; Damian Ogunsuyi, Chi., 1; Prosper Cohen, Balt., 1; Fred Grgurev, N.Y., 1; Val Tuksa, N.Y., 1; Leroy DeLeon, Phx., 1; Yilmaz Orhan, St.L., 1; Don Ebert, St.L., 1; Emilio John, St.L., 1 (SO); Andy Chapman, Wich., 1; George Ley, Wich., 1.

HAT TRICKS: Steve Zungul, N.Y., 3; Andy Chapman, Wich., 2; Branko Segota, N.Y., 1; Fred Grgurev, N.Y., 1; Ben Popoola, Chi., 1; Ty Keough, St.L., 1; Tony Glavin, St.L., 1.

Team	Games	Man. Adv.		Penalty Killing		Penalty/Minutes
		G-Att.	Pct.	GA-Short	Pct.	
Baltimore	3	4-10	40.0	1-7	85.1	8/16
Wichita	3	2-8	25.0	1-4	75.0	4/8
Chicago	3	1-3	33.0	2-7	71.4	7/14
Cleveland	3	1-5	20.0	4-7	42.9	7/14
New York	3	4-12	33.3	4-14	71.4	15/33
Phoenix	3	3-9	33.3	3-8	62.5	8/16
St. Louis	2	3-10	30.0	3-7	57.7	7/14
Buffalo	2	2-4	50.0	2-7	71.4	7/14



1980-81 MISL CHAMPION NEW YORK ARROWS

Front Row (left to right): Carmin Marcantonio, Renato Cila, Luis Alberto, Gerald Celestin, George Katakalis, David D'Errico, Frantz St-Lot, Gene Strenicer, Damir Sutevski, Branko Segota, Steve Zungul.
Back Row (left to right): Trainer Bob Baldwin, Fred Grgurev, Raymond Vigliotti, Mark Peckham, Peter Janette, Shep Messing, Coach Don Popovic, Zoltan Toth, Nicky Magaloudis, Val Tuksa, Dragan Nikitovic, Mike Uremovich, Trainer Alex Inotay.

MISL PLAYOFF '80

Championship Game '80

New York 7, Houston 4 (3/23/80 at N.Y.)

New York Arrows win MISL Championship

Semifinal Series

Houston 5, Wichita 4 OT (3/18/80 at Wichita)

Houston 4, Wichita 3 (3/20/80 at Houston)

Houston wins best-of-three series, 2-0

New York 5, Pittsburgh 3 (3/16/80 at Pittsburgh)

New York 11, Pittsburgh 3 (3/21/80 at N.Y.)

New York wins best-of-three series, 2-0

Quarterfinal Series

Wichita 6, Detroit 5 (3/11/80 at Wichita)

Wichita wins one-game series

Pittsburgh 5, Buffalo 3 (3/13/80 at Pittsburgh)

Pittsburgh wins one-game series

MVP of MISL Playoff '80: Steve Zungul, New York Arrows

PLAYOFF LEADERS

	Games	Goals	Assists	Points
1. Steve Zungul, N.Y.....	3	10	4	14
2. Juli Veece, N.Y.....	3	5	3	8
Steve Buttle, Pitts.....	3	6	2	8
4. Omar Gomez, Wich.....	3	4	2	6
5. Kai Haaskivi, Hous.....	3	4	1	5
Val Tuksa, N.Y.....	3	2	3	5
Damir Sutevski, N.Y.....	3	2	3	5
Kevin Kewley, Wich.....	3	4	1	5
9. Stewart Jump, Hous.....	3	2	2	4
Gerry Morielli, Hous.....	3	2	2	4
Mickey Cave, Pitts.....	2	3	1	4
Jim Ryan, Wich.....	3	1	3	4

GOALKEEPERS

	Games	Min.	Shots Faced	Avg./Game	Saves	Avg./Game	Goals Allowed	Avg./Game	Record
1. Tony Betts, Buff.	1	4	3	42.9	3	42.9	0	0.00	0-0
2. Shep Messing, N.Y.	3	180	115	38.3	50	16.7	10	3.33	3-0
3. Chris Turner, Det.	1	48	33	41.2	16	20.0	3	3.75	0-0
4. Mick Poole, Hous.	3	185	136	44.2	55	17.9	14	4.54	2-1
Keith Van Eron, Wich.	3	185	133	43.2	58	18.8	14	4.54	1-2
6. Scott Manning, Buff.	1	56	35	37.6	11	11.8	5	5.38	0-1
7. Pete Mannos, Pitts.	3	167	142	51.1	65	23.4	17	6.11	1-2
8. Bill Mishalow, Pitts.	1	12	9	45.0	3	15.0	2	10.00	0-0
9. Bart Farley, Det.	1	12	12	60.0	4	20.0	3	15.00	0-1

PENALTIES IN MINUTES: Mick Poole, Hous., 6; Gene Strenicer, N.Y., 4; Ian Anderson, Hous., 4; Gerry Morielli, Hous., 4; Jim Pollihan, Hous., 4; George Ley, Wich., 4; Joe Howarth, Wich., 4; Omar Gomez, Wich., 4.

MAN-ADVANTAGE GOALS: Kai Haaskivi, Hous., 2; Kevin Kewley, Wich., 2; Val Tuksa, N.Y., 1; Juli Veece, N.Y., 1; Damir Sutevski, N.Y., 1; Steve Zungul, N.Y., 1; Renato Cila, N.Y., 1; Mickey Cave, Pitts., 1; Pat Ercoli, Det., 1; Ian Anderson, Hous., 1; Stewart Jump, Hous., 1; Dale Russell, Hous., 1; George Ley, Wich., 1.

GAME-WINNING GOALS: Val Tuksa, N.Y., 1; Juli Veece, N.Y., 1; Renato Cila, N.Y., 1; Curtis Leeper, Pitts., 1; Stewart Jump, Hous., 1 (OT); Kai Haaskivi, Hous., 1; Omar Gomez, Wich., 1.

HAT TRICKS: Steve Zungul, N.Y., 3; Steve Buttle, Pitts., 2; Juli Veece, N.Y., 1; Kai Haaskivi, Hous., 1; Omar Gomez, Wich., 1; Kevin Kewley, Wich., 1.

Team	Games	Man. Adv.		Penalty Killing		Penalty/Minutes
		G-Att.	Pct.	GA-Short	Pct.	
Houston	3	5-8	62.5%	5-12	58.3%	13/26
New York	3	5-9	55.6%	3-8	62.5%	8/16
Wichita	3	3-8	37.5%	3-6	50.0%	8/16
Pittsburgh	3	1-6	16.7%	3-4	25.0%	4/8
Detroit	1	1-2	50.0%	0-2	100.0%	3/6
Buffalo	1	0-1	00.0%	1-2	50.0%	2/4



1979-80 MISL CHAMPIONS NEW YORK ARROWS

Front Row (left to right): Assistant Trainer Bobby Baldwin, Enzo Dipede, Shep Messing, Trainer Alex Inotay.

Middle Row (left to right): David D'Errico, Renato Cila, Luis Alberto, Ade Coker, Coach Don Popovic, Ray Vigliotti, Gene Strenicer, Branko Segota, Steve Zungul.

Back Row (left to right): Jim McLoughlin, John Nusum, Laszlo Harsanyi, Julie Veece, Tibor Molnar, Val Tuksa, Al Trost, Doug Pollard.

MISL PLAYOFF '79

Championship Series

New York 14, Philadelphia 7 (3/23 at N.Y.)

New York, 9, Philadelphia 5 (3/25 at Phila.)

New York Arrows win best-of-series, 2-0

Semifinal Series

New York 9, Cincinnati 4 (3/20 at N.Y.)

Philadelphia 6, Houston 3 (3/20 at Houston)

**New York and Philadelphia
advance to Championship Series**

MVP of the MISL Playoffs: Shep Messing, New York Arrows

PLAYOFF LEADERS

	Games	Goals	Assists	Points
1. Steve Zungul, N.Y.	3	15	4	19
2. Branko Segota, N.Y.	3	7	3	10
3. Pat Ercoli, N.Y.	3	1	7	8
4. Alberto Alves, Phila.	3	2	5	7
5. Luis Alberto, N.Y.	3	1	5	6
6. Jim Lemon, Phila.	3	4	1	5
Damir Sutevski, N.Y.	3	4	1	5
8. Fred Grgurev, Phila.	2	4	0	4
George Lesyw, Phila.	3	3	1	4
Craig Reynolds, N.Y.	3	2	2	4
Jim Pollihan, N.Y.	3	1	3	4

GOALKEEPER STATISTICS

	Games	Min.	Shots Faced	Avg./ Game	Saves	Avg./ Game	Goals Allowed	Avg./ Game	Record
1. Ian Anderson, Hous.	1	1	1	58.8	1	58.8	0	0.00	0-0
2. Shep Messing, N.Y.	3	170	155	54.8	80	28.3	15	5.30	3-0
3. Enzo DiPede, N.Y.	2	10	9	52.9	5	29.4	1	5.88	0-0
4. Paul Hammond, Hous.	1	59	30	30.6	12	12.2	6	6.12	0-1
5. Woody Hartman, Phila.	2	93	78	50.3	31	20.0	10	6.45	1-1
6. Keith Van Eron, Cinn.	1	55	48	52.3	21	22.9	8	8.72	0-1
7. Dan Brennan, Phila.	2	87	60	41.4	34	23.4	16	11.03	0-1
8. Roy Messing, Cinn.	1	5	3	37.5	3	37.5	1	12.50	0-0

PENALTIES IN MINUTES: Jim Pollihan, N.Y., 10; Mario Oliva, Cinn., 7; Pat Ercoli, N.Y., 6; Cliff Simmons, Phila., 6; Renato Cila, N.Y., 4; Luis Alberto, N.Y., 4; Doug Pollard, N.Y., 4; Branko Segota, N.Y., 4; Ed Sheridan, Phila., 4; Russell McPaul, Phila., 4; Dave D'Errico, Cinn., 2; Manuel Cuenca, Cinn., 2; Teimo Pires, Cinn., 2; Ian Anderson, Hous., 2; Mark Stahl, Hous., 2; Gerry Morielli, Hous., 2; Steve Zungul, N.Y., 2; Pete Duerden, N.Y., 2; John Nusum, N.Y., 2; Mike Fazlic, N.Y., 2; Alberto Alves, Phila., 2; Fred Grgurev, Phila., 2; Skip Roderick, Phila., 2; Alan Kelley, Phila., 2; Shep Messing, N.Y., 2.

MAN-ADVANTAGE GOALS: Alberto Alves, Phila., 2; Jim Lemon, Phila., 2; Steve Zungul, N.Y., 2; Doug Pollard, N.Y., 1; Luis Alberto, N.Y., 1; Kai Haaskivi, Hous., 1; Doc Lawson, Cinn., 1; Ty Keough, Cinn., 1.

GAME-WINNING GOALS: Steve Zungul, N.Y., 1; Pat Ercoli, N.Y., 1; Damir Sutevski, N.Y., 1; Jim Lemon, Phila., 1.

PENALTY KICKS: John Smillie, Cinn., 1; Jim Lemon, Phila., 1.

Team	Games	Man. Adv.		Penalty Killing		Penalty/ Minutes
		G-Att.	Pct.	GA-Short	Pct.	
New York	3	4-9	44.4%	6-18	66.7%	22/47
Philadelphia	3	4-12	33.3%	3-8	62.5%	12/24
Houston	1	1-3	33.3%	0-2	100.0%	3/6
Cincinnati	1	2-8	25.0%	2-4	50.0%	5/13



1978-79 MISL CHAMPIONS NEW YORK ARROWS

Front Row (left to right): Renato Cila, Luis Alberto, Damir Sutevski, Coach Don Popovic, Shep Messing, Enzo DiPede, Assistant Coach Peter Duerden, Steve Zungul, Branko Segota.

Back Row (left to right): Trainer Alex Inotay, Jim McLoughlin, Jim Pollihan, John Nusum, Hugh Creaney, Ibriam Silva, Pat Ercoli, Carl Rose, Craig Reynolds, Doug Pollard.

MISL RECORDS/PLAYOFFS

(Series denotes entire Playoff—Minimum for record is two games played)

MISL INDIVIDUAL RECORD PERFORMANCES

Goals

Most Goals, GAME—7, Steve Zungul, NY (vs. Phil.) 3/23/79
Most Goals, HALF—5, Andy Chapman, Wich. (vs. Clev.) 3/18/81
Most Goals, QUARTER—4, Joe Fink, Balt., (vs. St.L.) 6/8/84
Most Goals, SERIES—24, Steve Zungul, N.Y. (10 games) 1982
Most Goals, CAREER—64, Steve Zungul, N.Y., 1979-82
Most CONSECUTIVE GAMES Scoring a Goal—21, Steve Zungul, N.Y. 1982
Most GAME WINNING Goals Series—3, Don Ebert, St.L., 1982; Mike Stankovic, Balt., 1984
Most GAME WINNING Goals Career—5, Steve Zungul, N.Y., 1979-82
Most OVERTIME Winners, Series—1, by 14 players
Most OVERTIME Winners, Career—1, by 9 players
Most GAME-TYING Goals, Series—1, by 10 players
Most PENALTY KICKS, Game—1, by 17 players
Most PENALTY KICKS, Series—2, Keith Furphy, 1983
Most PPG, GAME—3, Pat Ercoli, Balt., (vs. N.Y.), 4/27/84
Most PPG, SERIES—7, Pat Ercoli, Balt., 1984
Most PPG, CAREER—8, Pat Ercoli, 1979-84
EARLIEST Goal in Game—:13, Kaz Deyna, S.D. (vs. K.C.), 4/20/83
LATEST Goal in Sudden Death Quarter—74:06, Dan Counce, Balt. (vs. Clev.), 3/12/81
Shortest Elapsed Time to Score 2 GOALS—:07, Steve Zungul, N.Y. (vs. St.L.), 5/21/82
Shortest Elapsed Time to Score 3 GOALS—:41, Joe Fink, Balt., (vs. St.L.), 6/8/84
Shortest Elapsed Time to Score 4 GOALS—4:59, Joe Fink, Balt., (vs. St.L.), 6/8/84
Most SHORTHANDED Goals, Game—1, by 15 players
Most SHORTHANDED Goals, Series—2, Steve Zungul, N.Y. 1982

Assists

Most Assists, GAME—5, Stan Stamenkovic, Balt., (vs. N.Y.), 5/9/84
Most Assists, HALF—4, Julie Vee, S.D. (vs. Wich.), 5/6/83
Most Assists, SERIES—20, Stan Stamenkovic, Balt., 1984
Most Assists, CAREER—22, Julie Vee, N.Y./S.D., 1979, 1982
Most CONSECUTIVE Games Scoring an Assist—10, Julie Vee, S.D., 1983

Points

Most Points, GAME—9, Steve Zungul, N.Y. (vs. Phil.), 3/23/79
Most Points, HALF—5, Steve Zungul, N.Y. (vs. Phil.), 3/23/79; Steve Zungul, N.Y. (vs. Pitt.), 3/21/80; Andy Chapman, Wich. (vs. Chic.), 3/18/81
Most Points, SERIES—33, Stan Stamenkovic, Balt., 1984
Most Points, CAREER—84, Steve Zungul, N.Y., 1979-82
Most CONSECUTIVE Games Scoring a Point—21, Steve Zungul, N.Y., 1982

Penalties

Most Penalties In Minutes (PIM), GAME—9, Renato Cila, N.Y. (vs. Phx.), 3/21/81
Most PIM, SERIES—20, Steve Pecher, St.L., 1982
Most PIM, CAREER—33, Steve Pecher, St.L., 1981-83
Most Penalties, GAMES—3, Jim Pollihan, N.Y. (vs. Phil.), 3/25/79; Renato Cila, N.Y. (vs. Phx.), 3/21/81, N.Y. (vs. Balt.), 5/4/84
Most Penalties, SERIES—10, Steve Pecher, St.L., 1982
Most EJECTIONS, Series—1, by 13 players
Most CAUTIONS, Series—3, Steve Pecher, St. Louis, 1982; Njego Pesa, St. Louis, 1984

Games

Most Games Played, SERIES—13, by 14 players
Most CONSECUTIVE Games Played—33, Nick Mangione, Hous./Balt., 1980-84
Most Games Played, CAREER—33, Nick Mangione, Hous./Balt., 1980-84

Blocked Shots

Most Blocked Shots, GAME—13, Tim Clark, K.C., (vs. St.L.), 5/9/84
Most Blocked Shots, SERIES—32, Heinz Wirtz, Balt., 1984
Most Blocked Shots, CAREER—53, Heinz Wirtz, Balt., 1983-84

Shots

Most Shots, GAME—24, Branko Segota, N.Y. (vs. Phx.), 3/21/81
Most Shots, SERIES—139, Steve Zungul, N.Y., 1982
Most Shots, CAREER—288, Steve Zungul, N.Y., 1979-82

MISL GOALKEEPER (GK) RECORD PERFORMANCES

Goals Against

LEAST Goals Allowed, Game—0, Alan Mayer, S.D. (vs. Balt.), 5/13/83; Alan Mayer, S.D. (vs. Balt.), 5/15/83
LOWEST Goals Against Average, Series—2.50, Kryz Sobieski, Pitt., 1982 (2 games)
MOST Goals Allowed, Game—12, Bill Mishalow, Mem. (vs. Wich.) 5/2/82; Shep Messing, N.Y., (vs. Balt.), 5/9/84
MOST Goals Allowed, Series—49, Sloba Ilijevski, St.L., 1982 (10 games)
MOST Goals Allowed, Career—88, Sloba Ilijevski, St.L., 1981-83

Saves

Most Saves, GAME—40, Sloba Ilijevski, St.L. (vs. Wich.), 3/27/81
Most Saves, HALF—25, Sloba Ilijevski, St.L. (vs. Wich.), 3/27/81
Most Saves, SERIES—208, Sloba Ilijevski, St.L., 1982
Most Saves, CAREER—517, Sloba Ilijevski, St.L., 1981-84
FEWEST Saves, Game—7, Mike Dowler, Wich., (vs. St.L.), 4/19/83
HIGHEST Saves Per Game Average, Series—28.3, Shep Messing, N.Y., 1979
LOWEST Saves Per Game Average, Series—12.9, Jim May, Buff., 1982 (2 games)

Shots on Goal

Most Shots on Goal Faced, GAME—52, Chris Vaccaro, (vs. Balt.), 4/26/83
Most Shots on Goal Faced, SERIES—288, Scott Manning, Balt., 1984
Most Shots on Goal Faced, CAREER—451, Keith Van Eron, Balt., 1983-84
LEAST Shots on Goal Faced, Game—14, Alan Mayer, S.D. (vs. Wich.), 4/28/83
HIGHEST Shots on Goal Faced Per Game Average—40.6, Billy Phillips, St.L., 1984
LOWEST Shots on Goal Faced Per Game Average—21.2, Shep Messing, N.Y., 1983

Decisions

Most Goalkeeper WINS, Series—8, Alan Mayer, S.D., 1983; Scott Manning, Balt., 1984
Most Goalkeeper WINS, Career—16, Sloba Ilijevski, St.L., 1981-84
Most Goalkeeper LOSSES, Series—6, Keith Van Eron, Balt., 1983
Most Goalkeeper LOSSES, Career—13, Keith Van Eron, Cinn./Wich./Balt., 1979, 80, 82-84
Most CONSECUTIVE GOALKEEPER WINS—11, Scott Manning, Balt., 1983-84

Minutes Played

Most Minutes Played, GAME—75:00, Sloba Ilijevski, St.L. (vs. Wich.), 3/27/81
Most Minutes Played, SERIES—611, Sloba Ilijevski, St.L., 1982
Most Minutes Played, CAREER—1655, Sloba Ilijevski, St.L., 1981-84

Games Played

Most Games Played, SERIES—10, Sloba Ilijevski, St.L., 1982; Keith Van Eron, Balt., 1983; Alan Mayer, S.D., 1983
Most Games Played, CAREER—27, Sloba Ilijevski, St.L., 1981-84

Penalties

Most Penalty Minutes for GK, GAME—4, Mick Poole, Hous. (vs. N.Y.), 3/23/80; Zoltan Toth, N.Y. (vs. Balt.), 4/27/84; Shep Messing, N.Y. (vs. Balt.), 4/29/84
Most Penalty Minutes for GK, SERIES—6, Mick Poole, Hous.; Zoltan Toth, N.Y.; Keith Van Eron, Balt.
Most Penalty Minutes for GK, CAREER—12, Keith Van Eron, Cinn./Wich./Balt., 1979, 80, 82-84

Scoring

Most Assists for GK, GAME—3, Chris Vaccaro, Clev., (vs. Pitt.), 4/26/84
Most Assists for GK, SERIES—3, Chris Vaccaro, Clev., 1984; Scott Manning, Balt., 1984
Most Assists for GK, CAREER—4, Shep Messing, N.Y., 1979-84; Scott Manning, Buff./Balt., 1980-84

MISL RECORDS/PLAYOFFS

(Series denotes entire Playoff—Minimum for record is two games played)

MISL TEAM RECORD PERFORMANCES

Decisions

Most WINS, Series—10, Baltimore, 1984
Most LOSSES, Series—7, Baltimore, 1983
HIGHEST WINNING PERCENTAGE, Series—100%, New York, 1979, 1980 (3-0 each year)
Most HOME WINS, Series—6, Baltimore, 1983; San Diego, 1983
Most HOME LOSSES, Series—2, N.Y., 1982; Balt., L.A., N.Y., St.L. & Wich., 1984
Most ROAD WINS, Series—5, Baltimore, 1984
Most ROAD LOSSES, Series—5, Baltimore, 1983
Most OVERTIME GAMES, Series—4, New York, 1982
Most OVERTIME WINS, Series—3, New York, 1982
Most OVERTIME LOSSES, Series—2, St. Louis, 1982
Most SHOOTOUT GAMES, Series—1, Wichita, St. Louis, 1981
Most SHOOTOUT WINS—1, St. Louis, 1981
Most SHOOTOUT LOSSES—1, Wichita, 1981
CONSECUTIVE WINS, Series—7, San Diego, 1983
CONSECUTIVE LOSSES, Series—4, St. Louis, 1984
Most ONE-GOAL GAMES, Series—6, St. Louis, 1984
Most ONE-GOAL WINS, Series—4, Baltimore, St. Louis, 1984
Most ONE-GOAL LOSSES, Series—2, Wichita, 1980, 1981; St. Louis, 1982, 1984; Baltimore, San Diego, 1983; Cleveland, Los Angeles, 1984
LARGEST MARGIN OF Victory, Game—9, Wich. (12) vs. Mem. (3), 5/2/82; N.Y. (10) vs. Balt. (1), 3/27/81; Balt. (14) vs. N.Y. (5), 5/9/84
LONGEST GAME—Shootout (4 rounds) St.L. vs. Wich., 3/27/81

Goals

Most Goals, GAME—14, N.Y. (vs. Phila.), 3/23/79; Balt. (vs. N.Y.), 5/9/84
Most Goals, HALF—8, N.Y. (vs. Phila.), 3/23/79; N.Y. (vs. Pitt.), 3/21/80; Wich. (vs. Mem.), 5/2/82; Balt. (vs. N.Y.), 5/9/84
Most Goals, QUARTER—6, St.L. (vs. Wich.), 3/27/81; St.L. (vs. Wich.), 5/7/82; Wich. (vs. L.A.), 4/24/84; Balt. (vs. N.Y.), 5/9/84
Most Goals, SERIES—80, Baltimore, 1984
Most Goals, Game (BOTH TEAMS)—21, N.Y. (14) vs. Phila. (7), 3/23/79
Most Goals, Half (BOTH TEAMS)—12, Balt. (6) vs. N.Y. (6), 4/29/84
Most Goals, Quarter (BOTH TEAMS)—8, N.Y. (5) vs. Phila. (3), 3/23/79; Wich. (5) vs. Chic. (3), 3/22/81; Balt. (6) vs. N.Y. (2), 5/9/84
Least Goals, Game (BOTH TEAMS)—3, K.C. (2) vs. St.L. (1), 5/5/84
Most UNANSWERED Goals—8, N.Y. vs. Pitt., 3/21/80; N.Y. vs. Balt., 3/27/81
HIGHEST AVERAGE Goals Per Game, Series—10.7, New York, 1979
LOWEST AVERAGE Goals Per Game, Series—3.0, Hous., 1979; Buff., 1980 (each one game); Kansas City, 1983
HIGHEST GOALS ALLOWED Per Game, Series—9.3, New York, 1984
LOWEST GOALS ALLOWED Per Game, Series—2.8, San Diego, 1983
FASTEST Two Goals (SAME TEAM)—:05, Balt. (Prentice/Ercoli) vs. N.Y., 5/7/82
FASTEST Two Goals (DIFFERENT TEAMS)—:06, George Ley (Wich.) & Derek Smethurst (Mem.), 5/2/82
EARLIEST Goal—:13, San Diego (Deyna) vs. Kansas City, 4/20/83
LATEST Goal in Game—74:01, Balt. (Counce) vs. Clev., 3/12/81
Most SHORTHANDED Goals, Game—2, Clev. (vs. Balt.), 5/10/83; L.A. (vs. Wich.), 5/1/84
Most SHORTHANDED Goals, Series—3, New York, 1982; Cleveland, 1983
Most GAME-TYING Goals, Series—2, New York, 1982; St. Louis, 1982
Most PENALTY KICKS Made, Game—1, 11 times
Most PENALTY KICKS Made, Series—2, St. Louis, 1981; Cleveland, 1983

Shots on Goal Faced

Most Shots on Goal Faced, GAME—52, Clev. (vs. Balt.), 4/26/83
Most Shots on Goal Faced, SERIES—194, Clev. (vs. Balt.), 1983
Most Shots on Goal Faced, Game (BOTH TEAMS)—84, Clev. (52) vs. Balt. (32), 4/26/83
LEAST Shots on Goal Faced, Game (ONE TEAM)—14, S.D. (vs. Wich.), 4/28/83
LEAST Shots on Goal Faced, Game (BOTH TEAMS)—40, S.D. (vs. Wich.), 4/28/83
Most Shots on Goal Faced, Half—28, Clev. (vs. Balt.), 4/26/83
Most Shots on Goal Faced, Half (BOTH TEAMS)—45, Balt. (vs. N.Y.), 4/29/84
Most Shots on Goal Faced, Quarter—20, Clev. (vs. Balt.), 4/26/83
Most Shots on Goal Faced, Quarter (BOTH TEAMS)—25, S.D. (vs. Balt.), 5/17/83; Clev. (vs. Balt.), 5/16/84
Most Shots on Goal Faced, Series—442, Balt., 1983

Blocked Shots

Most Blocked Shots, GAME—28, Clev. (vs. Pitt.), 5/6/84
Most Blocked Shots, SERIES—168, Balt., 1983

Power Plays

Most Power Play Goals (PPG), GAME—4, Balt. (vs. N.Y.), 4/27/84
Most PPG, SERIES—14, Balt., 1984
Most PPG ATTEMPTS, Game—10, Balt. (vs. N.Y.), 5/4/84
Most PPG ATTEMPTS, Series—44, Balt., 1984
Highest PPG EFFICIENCY, Series—80.0%, Chicago (4-5), 1983
Lowest PPG EFFICIENCY, Series—0.0%, Pitt., 1982 (0 for 10); Clev., 1984 (0 for 9)
CONSECUTIVE Games with PPG—7, Hous., 1979, 1980; Balt., 1981, 1984
CONSECUTIVE PPG Attempts without Scoring—10, Pittsburgh, 1982

Penalty Killing

Most PPG Attempts Killed, GAME—8, N.Y. (vs. Balt.), 5/4/84
Most PPG Attempts Killed, SERIES—30, Balt., 1984
Most PPG Attempts FACED, Game—10, N.Y. (vs. Balt.), 5/4/84
Most PPG Attempts FACED, Series—35, N.Y., 1982; Balt., 1983, 1984
Most PPG ALLOWED, Game—4, N.Y. (vs. Balt.), 4/27/84
Most PPG ALLOWED, Series—12, Balt., 1983
Highest PPG Defense EFFICIENCY, Series—85.7, Balt., (1-7), 1981; (5-35), 1984
Lowest PPG Defense EFFICIENCY, Series—0.0%, K.C. (1-1), 1983

Penalties

Most Penalties, GAME—10, N.Y. (vs. Balt.), 5/4/84
Most Penalties, SERIES—41, N.Y., 1982; Balt., 1983; 1984
Most Penalties, Game (BOTH TEAMS)—16, N.Y. (8) vs. St.L. (8), 5/23/82; N.Y. (10) vs. Balt. (6), 5/4/84
Least Penalties, GAME—0, 6 times
Least Penalties, Game (BOTH TEAMS)—1, 6 times
Most PENALTY MINUTES, Game—21, N.Y. (vs. Cinn.), 3/20/79
Most PENALTY MINUTES, Series—85, Balt., 1984
Most Penalty Minutes, Game (BOTH TEAMS)—34, N.Y. (21) vs. Cinn. (13), 3/20/79
LEAST Penalty Minutes Game—0, Den. (vs. St.L.), 4/28/82; Wich. (vs. St.L.), 5/7/82; Wich. (vs. St.L.), 5/12/82; K.C. (vs. S.D.), 4/20/83; S.D. (vs. Wich.), 4/28/83; S.D. (vs. Wich.), 4/30/83
LEAST Penalty Minutes (BOTH TEAMS)—2, 6 times



MISL PLAYER REGISTER

Marco ABASCAL

YR	CLUB	GP	G	A	PTS	PPG	GW	PIM	--PLAYOFFS--			
									GP	G	A	PIM
81/82	KC	6	1	0	1		1	6				

Angelo ALBANESE

YR	CLUB	GP	G	A	PTS	PPG	GW	PIM	--PLAYOFFS--			
									GP	G	A	PIM
78/79	Pitts	15	1	0	1			2				

Luis ALBERTO

YR	CLUB	GP	G	A	PTS	PPG	GW	PIM	--PLAYOFFS--			
									GP	G	A	PIM
78/79	NY	14	3	6	9			6	3	1	5	4
79/80	NY	31	22	21	43	2	4	8	3	0	2	2
80/81	NY	37	24	36	60	3	5	24	5	1	5	0
81/82	NY	16	11	12	23	2	2	13				
81/82	Cleve	13	7	9	16			6				
	1981-82	29	18	21	39	2	2	19				
82/83	Cleve	34	13	22	35	2	2	10	1	0	0	1
83/84	Pitt	30	6	9	15	0	1	8	2	0	0	0
6-season total		175	86	115	201	9	14	75	14	2	12	7

Oscar ALBUQUERQUE

YR	CLUB	GP	G	A	PTS	PPG	GW	PIM	--PLAYOFFS--			
									GP	G	A	PIM
80/81	Denv	37	15	27	42	7	2	18				
81/82	Denv	43	15	25	40		3	14	2	0	1	0
82/83	Phx	48	33	34	67	4	4	14				
83/84	Phx	47	21	29	50	6	1	16				
4-season total		192	101	135	236	15	14	83	2	0	1	0

Brian ALDERSON

YR	CLUB	GP	G	A	PTS	PPG	GW	PIM	--PLAYOFFS--			
									GP	G	A	PIM
81/82	NJ	32	7	16	23			14				

Tom ALIOTO

YR	CLUB	GP	G	A	PTS	PPG	GW	PIM	--PLAYOFFS--			
									GP	G	A	PIM
82/83	KC	14	1	4	5	0	0	2	2	0	1	0
83/84	KC	12	0	2	2	0	0	0	3	0	0	4
2-season total		26	1	6	7	0	0	2	5	0	1	4

Craig ALLEN

YR	CLUB	GP	G	A	PTS	PPG	GW	PIM	--PLAYOFFS--			
									GP	G	A	PIM
81/82	NJ	22	22	10	32	4	2	16				
82/83	Cleve	45	53	31	84	12	2	35	7	5	4	11
83/84	Cleve	46	49	37	86	12	5	28	6	6	2	8
3-season total		113	124	78	202	28	9	79	13	11	6	19

Steve ALLISON

YR	CLUB	GP	G	A	PTS	PPG	GW	PIM	--PLAYOFFS--			
									GP	G	A	PIM
81/82	Mem	31	6	3	9			4	3	0	0	0
82/83	Mem	46	5	5	10	0	0	10				
83/84	Mem	45	2	3	5	0	0	6				
3-season total		122	13	11	24	0	0	20	3	0	0	0

Ricardo ALONSO

YR	CLUB	GP	G	A	PTS	PPG	GW	PIM	--PLAYOFFS--			
									GP	G	A	PIM
82/83	Chi S	22	24	8	32	5	1	21	1	0	0	0

Alberto ALVES

YR	CLUB	GP	G	A	PTS	PPG	GW	PIM	--PLAYOFFS--			
									GP	G	A	PIM
78/79	Phila	24	20	16	36	1	2	16	3	2	5	2
79/80	Phila	16	0	2	2			10				
2-season total		40	20	18	38	1	2	26	3	2	5	2

Gary AMLONG

YR	CLUB	GP	G	A	PTS	PPG	GW	PIM	--PLAYOFFS--			
									GP	G	A	PIM
81/82	KC	27	5	5	10			2				
82/83	KC	39	4	11	15	0	0	4	2	0	2	0
2-season total		66	9	16	25	0	0	6	2	0	2	0

Rudy AMORESANO

YR	CLUB	GP	G	A	PTS	PPG	GW	PIM	--PLAYOFFS--			
									GP	G	A	PIM
80/81	Phx	8	0	1	1			0				

Ian ANDERSON

YR	CLUB	GP	G	A	PTS	PPG	GW	PIM	--PLAYOFFS--			
									GP	G	A	PIM
78/79	Hous	21	29	13	42	6	3	12	1	0	0	2
79/80	Hous	31	26	20	46	9	3	16	3	1	1	4
80/81	Cleve	37	30	31	62	5	5	6	3	1	1	0
81/82	Cleve	11	4	5	9			1				
81/82	NJ	30	18	19	37	2		6				
	1981-82	41	22	24	46	2	1	16				
82/83	StL	41	12	31	43	1	0	12	3	3	4	0
83/84	Wich	46	12	12	24	5	1	12	7	2	1	4
6-season total		217	131	131	262	28	13	74	17	7	7	14

Willie ANDERSON

YR	CLUB	GP	G	A	PTS	PPG	GW	PIM	--PLAYOFFS--			
									GP	G	A	PIM
79/80	Wich	18	15	5	20	2		2	3	0	3	0

Victor ARBELAEZ

YR	CLUB	GP	G	A	PTS	PPG	GW	PIM	--PLAYOFFS--			
									GP	G	A	PIM
78/79	Pitts	8	2	2	4			6				

Sonny ASKEW

YR	CLUB	GP	G	A	PTS	PPG	GW	PIM	--PLAYOFFS--			
									GP	G	A	PIM
80/81	Balt	11	2	4	6	1	1	0				

Ruben ASTIGARRAGA

YR	CLUB	GP	G	A	PTS	PPG	GW	PIM	--PLAYOFFS--			
									GP	G	A	PIM
79/80	Cleve	14	16	12	28	2	1	2				
80/81	Cleve	22	18	25	43	5	1	0				
81/82	Cleve	5	5	4	9	1		0				
81/82	NJ	4	0	1	1			0				
	1981-82	9	5	5	10	1		0				
82/83	Phx	43	34	46	80	8	4	4				
83/84	Phx	26	12	13	25	0	0	4				
5-season total		114	85	101	186	16	6	10				

Lee ATACK

YR	CLUB	GP	G	A	PTS	PPG	GW	PIM	--PLAYOFFS--			
									GP	G	A	PIM
80/81	SF	16	1	2	3			12				

Ron ATANASIO

YR	CLUB	GP	G	A	PTS	PPG	GW	PIM	--PLAYOFFS--			
									GP	G	A	PIM
79/80	Hart	6	0	1	1			2				
83/84	NY	10	2	5	7	0	0	2	4	2	0	0
2-season total		16	2	6	8	0	0	4	4	2	0	0

Mark ATMORE

YR	CLUB	GP	G	A	PTS	PPG	GW	PIM	--PLAYOFFS--			
									GP	G	A	PIM
81/82	Phila	12	4	4	8	1		2				

Mohammed ATTIAH

YR	CLUB	GP	G	A	PTS	PPG	GW	PIM	--PLAYOFFS--			
									GP	G	A	PIM
78/79	Cleve	17	9	10	19	1	1	6				
79/80	Cleve	16	3	2	5			2				
80/81	Cleve	4	2	1	3	0	1	4				
3-season total		37	14	13	27	1	2	12				

Andy ATUEGBU

YR	CLUB	GP	G	A	PTS	PPG	GW	PIM	--PLAYOFFS--			
									GP	G	A	PIM
79/80	Hart	23	6	10	16			12				

MISL PLAYER REGISTER

Eddie AZEVEDO

YR	CLUB	GP	G	A	PTS	PPG	GW	PIM	—PLAYOFFS—			
									GP	G	A	PIM
79/80	Buff	30	3	7	10		1	8	1	0	2	0
80/81	Buff	39	8	10	18	3	1	20	2	0	1	4
81/82	Buff	42	13	11	24		2	12	3	0	0	0
82/83	Buff	41	3	11	14	0	0	14				
83/84	Buff	33	0	5	5	0	0	2				
5-season total		185	27	44	71	3	4	56	6	0	3	4

Igor BACHNER

YR	CLUB	GP	G	A	PTS	PPG	GW	PIM	—PLAYOFFS—			
									GP	G	A	PIM
79/80	Hart	6	0	0	0			0				

Casey BAHR

YR	CLUB	GP	G	A	PTS	PPG	GW	PIM	—PLAYOFFS—			
									GP	G	A	PIM
78/79	Phila	9	1	1	2			4				

Mario BAJTL

YR	CLUB	GP	G	A	PTS	PPG	GW	PIM	—PLAYOFFS—			
									GP	G	A	PIM
81/82	Buff	15	5	4	9	3		8				

Mike BAKIC

YR	CLUB	GP	G	A	PTS	PPG	GW	PIM	—PLAYOFFS—			
									GP	G	A	PIM
79/80	Hart	17	15	7	22	3	1	13				
81/82	KC	20	10	4	14	1		2				
2-season total		37	25	11	36	4	1	15				

Boris BANDOVI

YR	CLUB	GP	G	A	PTS	PPG	GW	PIM	—PLAYOFFS—			
									GP	G	A	PIM
83/84	KC	9	1	0	1	0	0	2	4	1	2	0

Ernest BAPTISTE

YR	CLUB	GP	G	A	PTS	PPG	GW	PIM	—PLAYOFFS—			
									GP	G	A	PIM
80/81	Phx	10	1	0	1			2				

Ted BART

YR	CLUB	GP	G	A	PTS	PPG	GW	PIM	—PLAYOFFS—			
									GP	G	A	PIM
81/82	Phila	11	0	0	0			4				

Petar BARALIC

YR	CLUB	GP	G	A	PTS	PPG	GW	PIM	—PLAYOFFS—			
									GP	G	A	PIM
81/82	Balt	33	26	24	50	4	3	20	4	2	1	2
82/83	Balt	43	26	41	67	8	0	20	13	8	7	8
83/84	Phx	38	23	20	43	1	0	10				
3-season total		114	75	85	160	13	3	50	17	10	8	10

Manuel (Boom Boom) BARBOSA

YR	CLUB	GP	G	A	PTS	PPG	GW	PIM	—PLAYOFFS—			
									GP	G	A	PIM
78/79	Pitts	3	0	0	0			2				

Antonio BARROS

YR	CLUB	GP	G	A	PTS	PPG	GW	PIM	—PLAYOFFS—			
									GP	G	A	PIM
80/81	Hart	4	0	0	0			0				

Mike BARRY

YR	CLUB	GP	G	A	PTS	PPG	GW	PIM	—PLAYOFFS—			
									GP	G	A	PIM
79/80	Pitts	3	3	3	6	1		0				
79/80	Cleve	18	12	8	20	3	2	13				
	1979-80	21	15	11	26	4	2	13				
80/81	Cleve	32	19	19	38	2	3	12	3	0	3	0
81/82	Cleve	18	2	3	5			10				
81/82	NJ	24	4	1	5			6				
	1981-82	42	6	4	10			16				
3-season total		95	40	34	74	6	5	41	3	0	3	0

Frank BARTON

YR	CLUB	GP	G	A	PTS	PPG	GW	PIM	—PLAYOFFS—			
									GP	G	A	PIM
79/80	Wich	27	9	9	18	3	2	14	3	0	2	0
83/84	Tac	33	2	4	6	0	0	8				
2-season total		60	11	13	24	3	2	22	3	0	2	0

Alex BASSO

YR	CLUB	GP	G	A	PTS	PPG	GW	PIM	—PLAYOFFS—			
									GP	G	A	PIM
79/80	Det	6	1	0	1			0				

BATATA (Nilton da Silva Pinheiro)

YR	CLUB	GP	G	A	PTS	PPG	GW	PIM	—PLAYOFFS—			
									GP	G	A	PIM
83/84	LA	42	36	25	61	2	6	36	4	4	7	6

Julio (Chico) BAYLON

YR	CLUB	GP	G	A	PTS	PPG	GW	PIM	—PLAYOFFS—			
									GP	G	A	PIM
78/79	NY	9	4	7	11	1		6				

Willy BECKER

YR	CLUB	GP	G	A	PTS	PPG	GW	PIM	—PLAYOFFS—			
									GP	G	A	PIM
78/79	Pitts	21	10	1	11		1	0				

Ivan BELFIORE

YR	CLUB	GP	G	A	PTS	PPG	GW	PIM	—PLAYOFFS—			
									GP	G	A	PIM
82/83	Chi S	1	0	0	0	0	0	0				

Tony BELLINGER

YR	CLUB	GP	G	A	PTS	PPG	GW	PIM	—PLAYOFFS—			
									GP	G	A	PIM
79/80	StL	31	7	10	17			20				
80/81	StL	36	8	11	19	0	2	30	4	0	1	0
81/82	StL	29	12	7	19		4	8	10	3	2	4
82/83	StL	36	2	5	7	0	0	26	3	1	0	0
83/84	StL	45	7	12	19	0	0	16	13	4	6	6
5-season total		177	36	45	81	0	6	100	30	8	9	10

Ilan BEN-DROR

YR	CLUB	GP	G	A	PTS	PPG	GW	PIM	—PLAYOFFS—			
									GP	G	A	PIM
81/82	NJ	3	0	1	1			4				

Chris BENNETT

YR	CLUB	GP	G	A	PTS	PPG	GW	PIM	—PLAYOFFS—			
									GP	G	A	PIM
79/80	Cleve	25	6	6	12			12				

Salvador BERNARDES

YR	CLUB	GP	G	A	PTS	PPG	GW	PIM	—PLAYOFFS—			
									GP	G	A	PIM
80/81	Chi H	20	14	5	19	1	4	4	1	0	0	0

Guilio BERNARDI

YR	CLUB	GP	G	A	PTS	PPG	GW	PIM	—PLAYOFFS—			
									GP	G	A	PIM
83/84	Mem	32	15	6	21	1	1	0				

Robert (Bernie) BERNTHAL

YR	CLUB	GP	G	A	PTS	PPG	GW	PIM	—PLAYOFFS—			
									GP	G	A	PIM
80/81	Hart	8	3	3	6			4				
81/82	Pitts	24	4	0	4			2				
2-season total		32	7	3	10			6				

Horst BERTL

YR	CLUB	GP	G	A	PTS	PPG	GW	PIM	—PLAYOFFS—			
									GP	G	A	PIM
81/82	Mem	5	3	2	5	1		0	3	4	1	0
82/83	Mem	19	5	5	10	2	0	0				
2-season total		24	8	7	15	3	0	0	3	4	1	0

Clyde BEST

YR	CLUB	GP	G	A	PTS	PPG	GW	PIM	—PLAYOFFS—			
									GP	G	A	PIM
79/80	Cleve	30	33	16	49	5	4	12				
82/83	LA	47	20	13	33	2	1	11				
83/84	LA	43	9	9	18	2	0	20	4	0	0	2
3-season total		120										

MISL PLAYER REGISTER

Sam BICK

YR	CLUB	GP	G	A	PTS	PPG	GW	PIM	—PLAYOFFS—				
									GP	G	A	PIM	
79/80	StL	28	2	2	4			6					
80/81	StL	40	4	3	7		1	10	4	1	2	0	
81/82	StL	43	9	16	25			14	10	5	0	0	
82/83	StL	48	7	13	20	0	0	8	3	0	2	0	
83/84	StL	48	7	12	19	0	0	16	13	3	2	2	
5-season total		207	29	46	75	0	1	54	30	9	6	2	

Ralph BLACK

YR	CLUB	GP	G	A	PTS	PPG	GW	PIM	—PLAYOFFS—				
									GP	G	A	PIM	
81/82	Denv	40	6	10	16		1	12	2	0	0	2	
82/83	Balt	22	0	5	5	0	0	10	9	1	1	4	
83/84	Tac	46	14	26	40	2	0	30					
3-season total		108	20	41	61	2	1	52	11	1	1	6	

Ed BLANEY

YR	CLUB	GP	G	A	PTS	PPG	GW	PIM	—PLAYOFFS—				
									GP	G	A	PIM	
78/79	Phila	2	0	0	0			4					

Billy BOLJEVIC

YR	CLUB	GP	G	A	PTS	PPG	GW	PIM	—PLAYOFFS—				
									GP	G	A	PIM	
81/82	NJ	21	10	5	15		1	0					

John BOROZZI

YR	CLUB	GP	G	A	PTS	PPG	GW	PIM	—PLAYOFFS—				
									GP	G	A	PIM	
80/81	Balt	8	0	0	0			2					

Jeff BOURNE

YR	CLUB	GP	G	A	PTS	PPG	GW	PIM	—PLAYOFFS—				
									GP	G	A	PIM	
81/82	Wich	28	20	9	29	3	1	10	6	5	2	0	
82/83	Wich	45	43	23	66	8	3	0	5	8	1	2	
83/84	Wich	40	46	12	58	11	5	10					
3-season total		113	109	44	153	22	9	20	11	13	3	2	

Barney BOYCE

YR	CLUB	GP	G	A	PTS	PPG	GW	PIM	—PLAYOFFS—				
									GP	G	A	PIM	
81/82	KC	3	0	0	0			0					
82/83	GB	38	1	4	5	0	0	10					
2-season total		41	1	4	5	0	0	10					

John BOYLE

YR	CLUB	GP	G	A	PTS	PPG	GW	PIM	—PLAYOFFS—				
									GP	G	A	PIM	
80/81	Phx	5	0	0	0			0					

Bob BOZADA

YR	CLUB	GP	G	A	PTS	PPG	GW	PIM	—PLAYOFFS—				
									GP	G	A	PIM	
80/81	StL	8	1	0	1			6	4	0	1	0	
81/82	StL	19	2	1	3			2					
82/83	KC	21	1	1	2	0	0	2					
3-season total		48	4	2	6	0	0	10	4	0	1	0	

Alex BRANNAN

YR	CLUB	GP	G	A	PTS	PPG	GW	PIM	—PLAYOFFS—				
									GP	G	A	PIM	
80/81	Denv	27	1	7	8	1		16					

David BRADFORD

YR	CLUB	GP	G	A	PTS	PPG	GW	PIM	—PLAYOFFS—				
									GP	G	A	PIM	
82/83	Balt	32	6	5	11	0	1	2					

Steve BRADSHAW

YR	CLUB	GP	G	A	PTS	PPG	GW	PIM	—PLAYOFFS—				
									GP	G	A	PIM	
82/83	Mem	10	0	0	0	0	0	0					

Adrian BROOKS

YR	CLUB	GP	G	A	PTS	PPG	GW	PIM	—PLAYOFFS—				
									GP	G	A	PIM	
80/81	Denv	39	23	19	42	12		10					
81/82	Denv	44	11	25	36	1	3	8					
82/83	Balt	40	9	14	23	0	1	10	12	4	5	6	
83/84	Balt	28	9	5	14	0	0	2	11	0	1	2	
4-season total		151	52	63	115	13	4	30	23	4	6	8	

John BROOKS

YR	CLUB	GP	G	A	PTS	PPG	GW	PIM	—PLAYOFFS—				
									GP	G	A	PIM	
79/80	Cleve	9	1	0	1			2					
80/81	SF	32	11	8	19			12					
82/83	GB	1	0	0	0	0	0	0					
3-season total		42	12	8	20	0	0	0					

Brian BUDD

YR	CLUB	GP	G	A	PTS	PPG	GW	PIM	—PLAYOFFS—				
									GP	G	A	PIM	
78/79	Cleve	19	25	4	29	3	1	16					
80/81	Balt	17	6	2	8	1	1	0					
2-season total		36	31	6	37	4	2	16					

Ernie BURIANO

YR	CLUB	GP	G	A	PTS	PPG	GW	PIM	—PLAYOFFS—				
									GP	G	A	PIM	
79/80	Buff	29	10	12	22		3	8	1	0	0	0	
80/81	Buff	37	21	25	46	1	3	14	2	0	0	3	
81/82	Buff	38	15	19	34	2	2	12	3	4	1	2	
82/83	Buff	41	29	33	62	1	3	22					
83/84	Buff	32	11	18	29	0	1	14					
5-season total		177	86	107	193	2	12	70	6	4	1	5	

Don BURKE

YR	CLUB	GP	G	A	PTS	PPG	GW	PIM	—PLAYOFFS—				
									GP	G	A	PIM	
81/82	Mem	32	10	9	19			4					
82/83	Mem	17	1	0	1	0	0	2					
2-season total		49	11	9	20	0	0	6					

Mike BURKE

YR	CLUB	GP	G	A	PTS	PPG	GW	PIM	—PLAYOFFS—				
									GP	G	A	PIM	
80/81	Buff	12	1	1	2			0	2	0	0	0	

David BUTLER

YR	CLUB	GP	G	A	PTS	PPG	GW	PIM	—PLAYOFFS—				
									GP	G	A	PIM	
79/80	Pitts	11	6	2	8	1		4					
80/81	Balt	2	0	0	0			2					
81/82	KC	15	8	5	13	3		8					
81/82	Phila	17	2	1	3			6					
1981-82		32	10	6	16	3		14					
3-season total		45	16	8	24	4		20	3	0	0	0	

Steve BUTTLE

YR	CLUB	GP	G	A	PTS	PPG	GW	PIM	—PLAYOFFS—				
									GP	G	A	PIM	
79/80	Pitts	28	35	17	52	10	4	14	3	6	2	2	
82/83	Pitts	35	13	23	36	3	3	10					
83/84	Pitts	33	11	10	21	3	1	4	4	0	2	0	
3-season total		96	59	50	109	16	8	28	7	6	8	2	

Jeff CACCIATORE

YR	CLUB	GP	G	A	PTS	PPG	GW	PIM	—PLAYOFFS—				
									GP	G	A	PIM	
81/82	StL	43	12	9	21	2	1	0	10	2	2	2	
82/83	StL	48	24	10	34	0	1	2	3	3	2	2	
83/84	StL	48	19	8	27	0	4	2	13	2	4	2	
3-season total		139	55	27	82	2	6	4	26	7	8	6	

Luis CALDERON

YR	CLUB	GP	G	A	PTS	PPG	GW	PIM	—PLAYOFFS—				
									GP	G	A	PIM	
80/81	Balt	1	0	0	0			0					

Cliff CALVERT

YR	CLUB	GP	G	A	PTS	PPG	GW	PIM	—PLAYOFFS—			
----	------	----	---	---	-----	-----	----	-----	------------	--	--	--

MISL PLAYER REGISTER

Tony CARBOGNANI

YR	CLUB	GP	G	A	PTS	PPG	GW	PIM	--PLAYOFFS--			
									GP	G	A	PIM
81/82	Mem	43	30	35	65	5	3	22	3	0	1	4
82/83	Mem	40	12	30	42	1	0	22				
83/84	Mem	41	17	25	42	0	0	6				
3-season total		124	59	90	149	6	3	50	3	0	1	4

Juan CARDENAS

YR	CLUB	GP	G	A	PTS	PPG	GW	PIM	--PLAYOFFS--			
									GP	G	A	PIM
82/83	LA	42	28	13	41	2	1	4				
83/84	LA	43	31	12	43	8	3	0	4	3	4	6
2-season total		85	59	25	84	10	4	4	4	3	4	6

Sergio CARDOSO

YR	CLUB	GP	G	A	PTS	PPG	GW	PIM	--PLAYOFFS--			
									GP	G	A	PIM
81/82	Phx	5	0	0	0			0				

Charles CAREY

YR	CLUB	GP	G	A	PTS	PPG	GW	PIM	--PLAYOFFS--			
									GP	G	A	PIM
80/81	Denv	25	18	3	21	7	3	16				
81/82	Denv	40	42	12	54	9	3	22	2	2	1	0
82/83	KC	48	19	7	26	2	1	4	2	1	0	0
83/84	Tac	46	26	13	39	3	2	0				
4-season total		159	105	35	140	21	9	42	4	3	1	0

Peter CARR

YR	CLUB	GP	G	A	PTS	PPG	GW	PIM	--PLAYOFFS--			
									GP	G	A	PIM
81/82	Cleve	14	1	0	1			18				

Raul CARRIZO

YR	CLUB	GP	G	A	PTS	PPG	GW	PIM	--PLAYOFFS--			
									GP	G	A	PIM
79/80	Hart	11	5	4	9	1		4				

Jim CASEY

YR	CLUB	GP	G	A	PTS	PPG	GW	PIM	--PLAYOFFS--			
									GP	G	A	PIM
80/81	Phx	3	0	2	2			4				

Diego CASTRO

YR	CLUB	GP	G	A	PTS	PPG	GW	PIM	--PLAYOFFS--			
									GP	G	A	PIM
82/83	Chi S	15	0	0	0	0	0	0				

Chris CATTANEO

YR	CLUB	GP	G	A	PTS	PPG	GW	PIM	--PLAYOFFS--			
									GP	G	A	PIM
80/81	Denv	16	8	3	11	5		6				

Mickey CAVE

YR	CLUB	GP	G	A	PTS	PPG	GW	PIM	--PLAYOFFS--			
									GP	G	A	PIM
79/80	Pitts	27	24	17	41	6	2	12	2	3	1	0
80/81	Hart	38	24	16	40	12	2	25				
81/82	Pitts	38	19	22	41	1	2	6	3	0	4	0
82/83	Pitts	23	3	7	10	0	1	6				
4-season total		126	70	62	132	19	7	49	5	3	5	0

Gerald CELESTIN

YR	CLUB	GP	G	A	PTS	PPG	GW	PIM	--PLAYOFFS--			
									GP	G	A	PIM
80/81	NY	8	1	0	1			2				
81/82	KC	12	2	1	3			2				
2-season total		20	3	1	4			4				

Caesar CERVIN

YR	CLUB	GP	G	A	PTS	PPG	GW	PIM	--PLAYOFFS--			
									GP	G	A	PIM
78/79	Cleve	19	8	10	18	1		8				
79/80	Wich	20	0	1	1			2				
2-season total		39	8	11	19	1	0	10				

Andy CHAPMAN

YR	CLUB	GP	G	A	PTS	PPG	GW	PIM	--PLAYOFFS--			
									GP	G	A	PIM
79/80	Wich	17	11	13	24		3	0	2	1	1	2
80/81	Wich	32	29	12	41	0	4	14	4	11	0	0
81/82	Wich	35	28	12	40	2	3	12	6	5	4	4
82/83	Wich	48	48	16	64	2	6	14	6	5	1	2
83/84	Wich	46	53	21	74	3	6	22	7	9	5	2
5-season total		178	169	74	243	7	22	62	25	31	11	10

Howie CHARBONNEAU

YR	CLUB	GP	G	A	PTS	PPG	GW	PIM	--PLAYOFFS--			
									GP	G	A	PIM
78/79	Houst	23	4	4	8	1		20	1	0	0	0
79/80	Hart	17	0	1	1			6				
79/80	Pitt	6	1	0	1			0				
	1979-80	23	1	1	2			6				
81/82	NJ	18	0	2	2			4				
3-season total		64	5	7	12	1		30	1	0	0	0

Clive CHARLES

YR	CLUB	GP	G	A	PTS	PPG	GW	PIM	--PLAYOFFS--			
									GP	G	A	PIM
79/80	Pitts	26	10	9	19	5		3	0	1	0	
81/82	Phx	24	13	6	19	3	1	2				
82/83	LA	33	5	4	9	0	0	2				
3-season total		83	28	19	47	8	1	26	3	0	1	0

Paul CHILD

YR	CLUB	GP	G	A	PTS	PPG	GW	PIM	--PLAYOFFS--			
									GP	G	A	PIM
81/82	Pitts	44	52	29	81	10	5	24	3	1	1	4
82/83	Pitts	45	47	21	68	9	4	41				
83/84	Pitts	44	41	23	64	9	2	28	4	5	2	5
3-season total		133	140	73	213	28	11	93	7	6	3	9

Richard CHINAPOO

YR	CLUB	GP	G	A	PTS	PPG	GW	PIM	--PLAYOFFS--			
									GP	G	A	PIM
83/84	Balt	12	3	0	3	0	0	2	2	1	1	0

Young Jeung CHO

YR	CLUB	GP	G	A	PTS	PPG	GW	PIM	--PLAYOFFS--			
									GP	G	A	PIM
82/83	Chi S	39	6	6	12	0	1	6	3	0	0	0

Carl CHRISTENSEN

YR	CLUB	GP	G	A	PTS	PPG	GW	PIM	--PLAYOFFS--			
									GP	G	A	PIM
79/80	Wich	28	1	1	2			0	2	0	0	0

Mark CHRISTENSEN

YR	CLUB	GP	G	A	PTS	PPG	GW	PIM	--PLAYOFFS--			
									GP	G	A	PIM
83/84	Buff	45	1	9	10	0	1	14				

Renato CILA

YR	CLUB	GP	G	A	PTS	PPG	GW	PIM	--PLAYOFFS--			
									GP	G	A	PIM
78/79	NY	12	5	6	11	1		24	2	0	0	4
79/80	NY	28	3	4	12	1	1	23	3	1	1	2
80/81	NY	40	8	13	21	1	2	28	2	0	0	9
81/82	NY	38	8	14	22		1	10	10	1	1	6
82/83	Balt	16	3	7	10	0	0	16	3	0	1	2
83/84	NY	45	2	8	10	0	0	32	3	0	2	10
6-season total		179	29	57	86	2	4	133	23	2	5	33

Engin CINAR

YR	CLUB	GP	G	A	PTS	PPG	GW	PIM	--PLAYOFFS--			
									GP	G	A	PIM
81/82	KC	1	0	0	0			0				

Tim CLARK

YR	CLUB	GP	G	A	PTS	PPG	GW	PIM	--PLAYOFFS--			
									GP	G	A	PIM
81/82	Phila	39	6	10	16	1	1	40				
82/83	KC	35	7	10	17	3	0	20	1	0	0	0
83/84	KC											

MISL PLAYER REGISTER

Everald CUMMINGS

YR	CLUB	GP	G	A	PTS	PPG	GW	PIM	—PLAYOFFS—			
									GP	G	A	PIM
78/79	Cleve	6	1	0	1			0				

Marcelo CURI

YR	CLUB	GP	G	A	PTS	PPG	GW	PIM	—PLAYOFFS—			
									GP	G	A	PIM
80/81	Denv	29	23	13	36	5	4	10				
81/82	Denv	39	19	11	30	2		6	2	0	0	0
2-season total		68	42	24	66	7	4	16	2	0	0	0

Mike CUSTER

YR	CLUB	GP	G	A	PTS	PPG	GW	PIM	—PLAYOFFS—			
									GP	G	A	PIM
79/80	Wich	5	1	1	2			0	3	0	0	0
80/81	Wich	39	2	2	4			4	2	0	0	0
83/84	Mem	6	0	1	1	0	0	2				
3-season total		50	3	4	7	0	0	6	5	0	0	0

John CUTBUSH

YR	CLUB	GP	G	A	PTS	PPG	GW	PIM	—PLAYOFFS—			
									GP	G	A	PIM
81/82	Wich	39	7	5	12			6	5	0	0	4
82/83	Wich	32	3	3	6	0	0	8	4	0	0	0
2-season total		71	10	8	18	0	2	14	9	0	0	4

Chris DANGERFIELD

YR	CLUB	GP	G	A	PTS	PPG	GW	PIM	—PLAYOFFS—			
									GP	G	A	PIM
82/83	GB	48	52	20	72	11	3	8				

Benny DARGLE

YR	CLUB	GP	G	A	PTS	PPG	GW	PIM	—PLAYOFFS—			
									GP	G	A	PIM
83/84	Cleve	43	4	5	9	0	0	20	7	2	0	2

Steve DAVID

YR	CLUB	GP	G	A	PTS	PPG	GW	PIM	—PLAYOFFS—			
									GP	G	A	PIM
81/82	Phx	44	58	23	81	13	2	8				
82/83	Phx	47	61	20	81	8	4	28				
83/84	Phx	22	15	6	21	4	1	2				
3-season total		113	134	49	183	25	7	38				

Vic DAVIDSON

YR	CLUB	GP	G	A	PTS	PPG	GW	PIM	—PLAYOFFS—			
									GP	G	A	PIM
80/81	Phx	30	50	29	79	9	5	10	3	4	1	0
81/82	Phx	6	8	0	8	2		0				
81/82	Cleve	24	24	12	36	1	3	4				
	1981-82	30	32	12	44	3	3	4				
82/83	Cleve	36	27	15	42	5	4	6	5	5	0	0
83/84	Cleve	40	28	29	57	10	5	6	6	4	3	0
4-season total		136	137	85	222	27	17	26	14	13	4	0

Geoff DAVIES

YR	CLUB	GP	G	A	PTS	PPG	GW	PIM	—PLAYOFFS—			
									GP	G	A	PIM
80/81	SF	13	4	4	8			6				

Ricky DAVIS

YR	CLUB	GP	G	A	PTS	PPG	GW	PIM	—PLAYOFFS—			
									GP	G	A	PIM
83/84	StL	43	36	21	57	5	4	16	7	2	3	0

Trevor DAWKINS

YR	CLUB	GP	G	A	PTS	PPG	GW	PIM	—PLAYOFFS—			
									GP	G	A	PIM
80/81	Cleve	40	4	5	9			6	3	1	0	0
81/82	Cleve	40	2	7	9			6				
82/83	Cleve	44	5	8	13	1	0	6	8	1	1	2
83/84	Cleve	44	5	3	8	0	2	6	6	0	0	0
4-season total		168	16	23	39	1	2	24	17	2	1	2

Leroy DeLEON

YR	CLUB	GP	G	A	PTS	PPG	GW	PIM	—PLAYOFFS—			
									GP	G	A	PIM
79/80	Det	1	0	0	0			0				
80/81	Phx	34	25	16	41	5	4	4				
81/82	Phx	43	36	14	50	1	2	8	3	2	2	0
82/83	Phx	45	12	11	23	4	1	6				
4-season total		123	73	41	124	10	7	18	3	2	2	0

Greg DELGADO

YR	CLUB	GP	G	A	PTS	PPG	GW	PIM	—PLAYOFFS—			
									GP	G	A	PIM
79/80	Hous	11	0	0	0			0	2	0	0	0
80/81	SF	16	2	1	3			0				
2-season total		27	2	1	3			0	2	0	0	0

Charlie DeLONG

YR	CLUB	GP	G	A	PTS	PPG	GW	PIM	—PLAYOFFS—			
									GP	G	A	PIM
79/80	Hous	26	0	1	1			4	3	0	0	0

Mark DEMLING

YR	CLUB	GP	G	A	PTS	PPG	GW	PIM	—PLAYOFFS—			
									GP	G	A	PIM
80/81	SF	35	0	6	6			43				

Arthur "Buzz" DEMLING

YR	CLUB	GP	G	A	PTS	PPG	GW	PIM	—PLAYOFFS—			
									GP	G	A	PIM
78/79	Cinn	23	11	5	16	3	1	22	1	0	0	0
79/80	Det	25	0	1	1			12	1	0	0	0
80/81	SF	33	1	7	8			16				
3-season total		81	12	13	25	3	2	50	1	0	0	0

Dirk DENKERS

YR	CLUB	GP	G	A	PTS	PPG	GW	PIM	—PLAYOFFS—			
									GP	G	A	PIM
80/81	SF	16	7	0	7	2		4				

David D'ERRICO

YR	CLUB	GP	G	A	PTS	PPG	GW	PIM	—PLAYOFFS—			
									GP	G	A	PIM
78/79	Cinn	20	4	9	13	1		29	1	0	0	2
79/80	NY	31	3	13	16			22	3	0	1	0
80/81	NY	35	2	5	7			16	5	0	1	10
81/82	NY	26	0	2	2			12				
4-season total		112	9	29	38	1		79	9	0	2	12

Gilmar deSANTANA

YR	CLUB	GP	G	A	PTS	PPG	GW	PIM	—PLAYOFFS—			
									GP	G	A	PIM
83/84	Buff	10	6	5	11	0	0	4				

Roberto DeSOUZA

YR	CLUB	GP	G	A	PTS	PPG	GW	PIM	—PLAYOFFS—			
									GP	G	A	PIM
82/83	NY	22	7	5	12	1	1	6				
83/84	NY	20	3	0	3	0	0	6	4	2	4	2
2-season total		42	10	5	15	1	1	12	4	2	4	2

Val DeSOUZA

YR	CLUB	GP	G	A	PTS	PPG	GW	PIM	—PLAYOFFS—			
									GP	G	A	PIM
79/80	Det	20	4	4	8			14	1	0	0	2
80/81	Balt	39	13	11	24	1	2	33	4	0	2	2
81/82	KC	37	12	8	20			22				
82/83	Phx	43	4	7	11	0	0	28				
83/84	Buff	12	0	4	4	0	0	4				
5-season total		151	33	34	67	1	3	101	5	0	2	4

Carlos DEVENUTTO

YR	CLUB	GP	G	A	PTS	PPG	GW	PIM	—PLAYOFFS—			
									GP	G	A	PIM
79/80	Cleve	1	0	1	1			0				

George DEWSNIP

YR	CLUB	GP	G	A	PTS	PPG	GW	PIM	—PLAYOFFS—			
									GP	G	A	PIM
80/81	Cleve	33	14	17	31			8	1	0	0	0
81/82	Cleve	21	4									

MISL PLAYER REGISTER

Steve DOERR

YR	CLUB	GP	G	A	PTS	PPG	GW	PIM	--PLAYOFFS--			
									GP	G	A	PIM
81/82	Mem	20	1	1	2			4	1	0	0	0
82/83	Mem	44	8	5	13	0	0	4				
83/84	Mem	36	8	9	17	0	1	14				
3-season total		100	17	15	32	0	1	22	1	0	0	0

John DOLINSKY

YR	CLUB	GP	G	A	PTS	PPG	GW	PIM	--PLAYOFFS--			
									GP	G	A	PIM
78/79	Pitts	22	16	15	31	3		18				
79/80	Pitts	7	1	0	1			2				
80/81	Buff	31	7	4	11	2	1	12				
81/82	Buff	18	2	3	5	2		2	2	0	0	0
81/82	KC	20	4	5	9			8				
	1981-82	38	6	8	14	2	1	10				
4-season total		98	30	27	57	7	2	42	2	0	0	0

Martin DONNELLY

YR	CLUB	GP	G	A	PTS	PPG	GW	PIM	--PLAYOFFS--			
									GP	G	A	PIM
82/83	SD	40	9	17	26	2	2	25	6	3	1	2

Daryl DORAN

YR	CLUB	GP	G	A	PTS	PPG	GW	PIM	--PLAYOFFS--			
									GP	G	A	PIM
82/83	StL	34	3	0	3	0	2	2	2	1	1	0
83/84	StL	45	19	28	47	2	1	16	13	4	8	8
2-season total		79	22	28	50	2	3	18	15	5	9	8

Don DORAN

YR	CLUB	GP	G	A	PTS	PPG	GW	PIM	--PLAYOFFS--			
									GP	G	A	PIM
79/80	StL	3	0	0	0			0				
82/83	LA	15	0	1	1	0	0	6				
2-season total		18	0	1	1	0	0	6				

Tony DOUGLAS

YR	CLUB	GP	G	A	PTS	PPG	GW	PIM	--PLAYOFFS--			
									GP	G	A	PIM
78/79	Cleve	4	0	1	1			2				

Milan DOVEDAN

YR	CLUB	GP	G	A	PTS	PPG	GW	PIM	--PLAYOFFS--			
									GP	G	A	PIM
80/81	Chi H	17	1	1	2			8	3	0	1	0

Don DROEGE

YR	CLUB	GP	G	A	PTS	PPG	GW	PIM	--PLAYOFFS--			
									GP	G	A	PIM
80/81	Chi H	32	2	4	6			6	2	0	0	0
82/83	Chi S	10	0	1	1	0	0	0				
83/84	StL	18	0	2	2	0	0	6	4	1	0	2
3-season total		60	2	7	9	0	0	12	6	1	0	2

Renard DROEGMOELLER

YR	CLUB	GP	G	A	PTS	PPG	GW	PIM	--PLAYOFFS--			
									GP	G	A	PIM
79/80	Buff	2	0	0	0			0				

Helmut DUDEK

YR	CLUB	GP	G	A	PTS	PPG	GW	PIM	--PLAYOFFS--			
									GP	G	A	PIM
80/81	Wich	38	22	7	29	6	2	10	4	0	2	4
81/82	Mem	43	34	20	54	10	3	18	3	2	2	4
82/83	Mem	46	42	19	61	10	4	18				
83/84	Mem	44	34	17	51	5	3	12				
4-season total		171	132	63	195	31	12	58	7	2	4	8

Peter DUERDEN

YR	CLUB	GP	G	A	PTS	PPG	GW	PIM	--PLAYOFFS--			
									GP	G	A	PIM
78/79	NY	4	0	1	1			8	2	0	0	2

Drago DUMBOVIC

YR	CLUB	GP	G	A	PTS	PPG	GW	PIM	--PLAYOFFS--			
									GP	G	A	PIM
83/84	Pitts	37	32	9	41	0	3	4	4	2	2	2

Steve EARLE

YR	CLUB	GP	G	A	PTS	PPG	GW	PIM	--PLAYOFFS--			
									GP	G	A	PIM
80/81	Wich	38	25	9	34	8	3	8	2	0	0	0

Don EBERT

YR	CLUB	GP	G	A	PTS	PPG	GW	PIM	--PLAYOFFS--			
									GP	G	A	PIM
80/81	StL	40	46	19	65	5	3	24	4	4	1	4
81/82	StL	44	52	19	71	12	6	36	10	8	4	6
82/83	StL	37	38	19	57	10	4	22	3	5	6	6
83/84	StL	39	21	17	38	6	4	20	12	9	7	6
4-season total		160	157	74	231	33	17	102	29	26	18	22

Dave EGAN

YR	CLUB	GP	G	A	PTS	PPG	GW	PIM	--PLAYOFFS--			
									GP	G	A	PIM
78/79	Pitts	23	1	3	4			6				

Mike ENGLAND

YR	CLUB	GP	G	A	PTS	PPG	GW	PIM	--PLAYOFFS--			
									GP	G	A	PIM
79/80	Cleve	11	0	1	1			2				

Mike ENNEKING

YR	CLUB	GP	G	A	PTS	PPG	GW	PIM	--PLAYOFFS--			
									GP	G	A	PIM
83/84	Tac	24	3	6	9	1	1	0				

Pat ERCOLI

YR	CLUB	GP	G	A	PTS	PPG	GW	PIM	--PLAYOFFS--			
									GP	G	A	PIM
78/79	NY	21	18	13	31	1	0	10	3	1	7	6
79/80	Det	32	44	24	68	10	4	18	1	2	0	0
80/81	Buff	38	32	15	47	7	1	6	2	1	0	0
81/82	Buff	39	19	17	36		1	4	5	3	1	0
82/83	Balt	44	35	13	48	2	5	10	12	12	4	6
83/84	Balt	44	34	15	49	4	2	12	10	16	2	0
6-season total		218	182	97	279	24	13	60	33	35	14	12

Francisco ESCOBAR

YR	CLUB	GP	G	A	PTS	PPG	GW	PIM	--PLAYOFFS--			
									GP	G	A	PIM
79/80	Buff	32	4	12	16		1	8	1	0	1	0
80/81	Buff	5	0	0	0			0				
2-season total		37	4	12	16		1	8	1	0	1	0

Jorge ESPINOZA

YR	CLUB	GP	G	A	PTS	PPG	GW	PIM	--PLAYOFFS--			
									GP	G	A	PIM
81/82	Mem	34	2	1	3		1	8	3	3	0	2
82/83	Mem	28	3	2	5	0	1	4				
83/84	Mem	40	3	6	9	0	1	4				
3-season total		102	8	9	17	0	3	16	3	3	0	2

Gary ETHERINGTON

YR	CLUB	GP	G	A	PTS	PPG	GW	PIM	--PLAYOFFS--			
									GP	G	A	PIM
82/83	GB	20	8	7	15	0	0	8				
82/83	NY	26	6	5	11	0	1	0	3	0	2	0
	1982/83	46	14	12	26	0	1	8	3	0	2	0
83/84	NY	40	7	4	11	0	1	20	4	0	1	2
2-season total		86	21	16	37	0	2	28	7	0	3	2

EUSEBIO

YR	CLUB	GP	G	A	PTS	PPG	GW	PIM	--PLAYOFFS--			
									GP	G	A	PIM
79/80	Buff	5	1	1	2			0	1	0	0	0

Gary EVANS

YR	CLUB	GP	G	A	PTS	PPG	GW	PIM	--PLAYOFFS--			
									GP	G	A	PIM
79/80	Cleve	8	0	2	2			0				

Ray EVANS

MISL PLAYER REGISTER

Mike FALL

YR	CLUB	GP	G	A	PTS	PPG	GW	PIM	--PLAYOFFS--			
									GP	G	A	PIM
82/83	Mem	8	1	0	1	1	0	2				
83/84	Mem	32	3	13	16	0	0	10				
2-season total		40	4	13	17	1	0	12				

Mike FAREBROTHER

YR	CLUB	GP	G	A	PTS	PPG	GW	PIM	--PLAYOFFS--			
									GP	G	A	PIM
81/82	Denv	17	4	10	14	1		8				

Mike FAZLIC

YR	CLUB	GP	G	A	PTS	PPG	GW	PIM	--PLAYOFFS--			
									GP	G	A	PIM
78/79	NY	8	2	1	3			4				

Gordon FEARNLEY

YR	CLUB	GP	G	A	PTS	PPG	GW	PIM	--PLAYOFFS--			
									GP	G	A	PIM
78/79	Cleve	4	1	2	3			0				
80/81	Chi H	14	10	3	13	2	1	0				
2-season total		18	11	5	16	2	1	0				

David FELHMAN

YR	CLUB	GP	G	A	PTS	PPG	GW	PIM	--PLAYOFFS--			
									GP	G	A	PIM
83/84	Buff	5	3	1	4	1	0	0				

Drew FERGUSON

YR	CLUB	GP	G	A	PTS	PPG	GW	PIM	--PLAYOFFS--			
									GP	G	A	PIM
82/83	Buff	36	11	15	26	5	0	10				
83/84	Cleve	44	20	13	33	2	2	16	7	2	2	5
2-season total		80	31	28	59	7	2	26	7	2	2	5

George FERNANDEZ

YR	CLUB	GP	G	A	PTS	PPG	GW	PIM	--PLAYOFFS--			
									GP	G	A	PIM
83/84	Cleve	1	0	0	0	0	0	2				

Vidal FERNANDEZ

YR	CLUB	GP	G	A	PTS	PPG	GW	PIM	--PLAYOFFS--			
									GP	G	A	PIM
82/83	SD	47	34	37	71	8	4	24	10	6	6	8

Ivair FERREIRA

YR	CLUB	GP	G	A	PTS	PPG	GW	PIM	--PLAYOFFS--			
									GP	G	A	PIM
80/81	Cleve	29	16	4	20	1		6	3	2	1	0
81/82	KC	14	5	3	8	1		0				0
2-season total		43	21	7	28	2		6	3	2	1	0

Marcelo FERREIRA

YR	CLUB	GP	G	A	PTS	PPG	GW	PIM	--PLAYOFFS--			
									GP	G	A	PIM
82/83	NY	19	0	1	1	0	0	6				
83/84	NY	10	1	0	1	0	0	4				
83/84	Phx	6	1	2	3	0	0	4				
	1983/84	16	2	2	4	0	0	8				
2-season total		35	2	3	5	0	0	14				

Pat FIDELIA

YR	CLUB	GP	G	A	PTS	PPG	GW	PIM	--PLAYOFFS--			
									GP	G	A	PIM
79/80	Cleve	29	10	9	19	4	2	6				
81/82	Phila	6	0	0	0			0				
2-season total		35	10	9	19	4	2	6				

Leo FIGUEIREDO

YR	CLUB	GP	G	A	PTS	PPG	GW	PIM	--PLAYOFFS--			
									GP	G	A	PIM
80/81	Hart	5	1	0	1			0				
81/82	Mem	32	16	16	32	5	2	6				
82/83	Mem	37	10	9	19	2	1	6				
83/84	Mem	45	14	15	29	0	3	8				
4-season total		119	41	40	81	7	6	20				

Miguel FILARDO

YR	CLUB	GP	G	A	PTS	PPG	GW	PIM	--PLAYOFFS--			
									GP	G	A	PIM
80/81	Chi H	24	18	9	27	1		6				
81/82	KC	7	2	0	2			2				
81/82	Balt	18	5	3	8			4				
	1981-82	25	7	3	10			6	5	2	1	4
83/84	Wich	13	1	1	2	0	0	4	1	0	1	0
3-season total		62	26	13	39	1	0	16	9	5	4	4

Joe FILLA

YR	CLUB	GP	G	A	PTS	PPG	GW	PIM	--PLAYOFFS--			
									GP	G	A	PIM
81/82	KC	31	3	5	8			20				
82/83	KC	9	0	1	1	0	0	0				
2-season total		40	3	6	9	0	0	20				

Joe FINK

YR	CLUB	GP	G	A	PTS	PPG	GW	PIM	--PLAYOFFS--			
									GP	G	A	PIM
78/79	Phila	22	30	14	44	7	4	10	3	1	1	0
79/80	Phila	32	30	12	42	3	3	2				
80/81	Phila	39	51	18	69	12	7					
81/82	Balt	43	51	22	73	8	6	12	5	1	1	0
82/83	Balt	42	29	21	50	1	6	6	13	12	8	2
83/84	Balt	47	30	15	45	2	4	10	11	12	4	0
6-season total		225	221	102	323	33	30	52	32	26	14	2

Horst FLEPS

YR	CLUB	GP	G	A	PTS	PPG	GW	PIM	--PLAYOFFS--			
									GP	G	A	PIM
80/81	Chi H	14	3	3	6		1	4				

Santiago FORMOSO

YR	CLUB	GP	G	A	PTS	PPG	GW	PIM	--PLAYOFFS--			
									GP	G	A	PIM
81/82	Buff	5	0	0	0			0	2	1	1	0

Hudson FORTUNE

YR	CLUB	GP	G	A	PTS	PPG	GW	PIM	--PLAYOFFS--			
									GP	G	A	PIM
78/79	Pitts	6	0	1	1			2				

Trevor FRANKLIN

YR	CLUB	GP	G	A	PTS	PPG	GW	PIM	--PLAYOFFS--			
									GP	G	A	PIM
81/82	Cleve	26	2	6	8			11				

Mark FREDERICKSON

YR	CLUB	GP	G	A	PTS	PPG	GW	PIM	--PLAYOFFS--			
									GP	G	A	PIM
81/82	KC	9	3	3	6	2						
82/83	KC	48	9	13	22	0	2	10	2	0	0	2
83/84	KC	48	15	15	30	0	2	14	5	1	4	0
3-season total		105	27	31	58	2	4	24	7	1	4	2

Mike FREITAG

YR	CLUB	GP	G	A	PTS	PPG	GW	PIM	--PLAYOFFS--			
									GP	G	A	PIM
80/81	Denv	31	0	0	0			20				
81/82	Denv	1	0	0	0			0				
2-season total		32	0	0	0			20				

Krys FURMAN

YR	CLUB	GP	G	A	PTS	PPG	GW	PIM	--PLAYOFFS--			
									GP	G	A	PIM
78/79	Cinn	22	10	8	18	2		4	1	0	1	0
79/80	Hart	7	2	0	2			0				
79/80	Pitts	5	0	0	0			0	3	0	0	0
	1979-80	12	2	0	2			0				
80/81	Phila	25	0	1	1			4				
3-season total		59	12	9	21	2		8	4	0	1	0

Keith FURPHY

YR	CLUB	GP	G	A	PTS	PPG	GW	PIM	--PLAYOFFS--			
									GP	G	A	PIM
81/82	Cleve	44	50	25	75	8	2	26				
82/83	Cleve	48	56	28	84	4	7	18	8	12	2	8
83/84	Cleve											

MISL PLAYER REGISTER

Tom GALATI

YR	CLUB	GP	G	A	PTS	PPG	GW	PIM
79/80	StL	7	1	1	2	1		0

Mike GALLO

YR	CLUB	GP	G	A	PTS	PPG	GW	PIM
80/81	Denv	16	5	2	7			2

Pedro GANO

YR	CLUB	GP	G	A	PTS	PPG	GW	PIM
81/82	KC	7	0	0	0			4

Gigi GARAFANO

YR	CLUB	GP	G	A	PTS	PPG	GW	PIM
78/79	Cinn	1	0	0	0			0

Randy GARBER

YR	CLUB	GP	G	A	PTS	PPG	GW	PIM
78/79	Cleve	1	0	0	0			0
79/80	Phila	5	0	1	1			0
2-season total		6	0	1	1			0

Freddie GARCIA

YR	CLUB	GP	G	A	PTS	PPG	GW	PIM
78/79	Cleve	6	3	3	6	2	1	2
79/80	Wich	29	11	5	16	1	1	4
2-season total		35	14	8	22	3	2	6

Mario GARCIA

YR	CLUB	GP	G	A	PTS	PPG	GW	PIM
78/79	NY	12	5	7	12			2
79/80	Hart	5	2	0	2			0
80/81	Hart	6	0	1	1			0
3-season total		23	7	8	15			2

Poli GARCIA

YR	CLUB	GP	G	A	PTS	PPG	GW	PIM
79/80	Cleve	29	21	15	36	2		0
82/83	LA	47	41	24	65	5	1	14
83/84	LA	48	39	33	72	3	4	4
3-season total		124	101	72	173	10	5	18

Tom GARDINER

YR	CLUB	GP	G	A	PTS	PPG	GW	PIM
81/82	Phila	1	0	0	0			0

Mike GARRETT

YR	CLUB	GP	G	A	PTS	PPG	GW	PIM
81/82	Mem	19	0	2	2			0
82/83	Mem	38	5	4	9	0	0	0
2-season total		57	5	6	11	0	0	0

Wally GASIOR

YR	CLUB	GP	G	A	PTS	PPG	GW	PIM
80/81	Chi H	34	10	19	29			14

Daniel GASTON

YR	CLUB	GP	G	A	PTS	PPG	GW	PIM
80/81	Phx	33	1	2	3			29
81/82	Phx	4	0	0	0			4
2-season total		37	1	2	3			33

Billy GAZONAS

YR	CLUB	GP	G	A	PTS	PPG	GW	PIM
81/82	NY	37	16	12	28	1	2	4
82/83	KC	29	5	11	16	0	0	4
83/84	KC	25	4	2	6	0	0	2
3-season total		91	25	35	60	1	2	10

Dan GEERLING

YR	CLUB	GP	G	A	PTS	PPG	GW	PIM
78/79	Hous	21	1	1	2			10
79/80	Hous	32	1	4	5			39
80/81	Balt	25	2	2	4		1	8
3-season total		78	4	7	11	0	1	57

—PLAYOFFS—

GP	G	A	PIM

—PLAYOFFS—

GP	G	A	PIM

—PLAYOFFS—

GP	G	A	PIM

—PLAYOFFS—

GP	G	A	PIM

—PLAYOFFS—

GP	G	A	PIM

—PLAYOFFS—

GP	G	A	PIM

—PLAYOFFS—

GP	G	A	PIM

—PLAYOFFS—

GP	G	A	PIM

—PLAYOFFS—

GP	G	A	PIM

—PLAYOFFS—

GP	G	A	PIM

—PLAYOFFS—

GP	G	A	PIM

—PLAYOFFS—

GP	G	A	PIM

—PLAYOFFS—

GP	G	A	PIM

—PLAYOFFS—

GP	G	A	PIM

—PLAYOFFS—

GP	G	A	PIM

—PLAYOFFS—

GP	G	A	PIM

Keith GEHLING

YR	CLUB	GP	G	A	PTS	PPG	GW	PIM
79/80	Wich	27	3	4	7			8
80/81	Wich	39	4	4	8		1	2
81/82	Wich	32	1	2	3			6
3-season total		98	8	10	18		1	16

Gene GEIMER

YR	CLUB	GP	G	A	PTS	PPG	GW	PIM
78/79	Cinn	15	15	5	20	2	1	4

Robby GEMERT

YR	CLUB	GP	G	A	PTS	PPG	GW	PIM
79/80	Buff	9	0	0	0			2

Eric GEYER

YR	CLUB	GP	G	A	PTS	PPG	GW	PIM
80/81	Hart	10	0	0	0			8
82/83	SD	39	10	9	19	0	0	16
2-season total		49	10	9	19	0	0	24

George GIBBS

YR	CLUB	GP	G	A	PTS	PPG	GW	PIM
81/82	KC	7	0	2	2			4

Tony GLAVIN

YR	CLUB	GP	G	A	PTS	PPG	GW	PIM
80/81	StL	32	37	27	64	10	6	10
81/82	StL	35	34	22	56	3	6	6
82/83	StL	44	50	18	68	4	6	4
83/84	StL	18	24	8	32	5	2	4
4-season total		129	145	75	220	22	20	24

Rudy GLENN

YR	CLUB	GP	G	A	PTS	PPG	GW	PIM
82/83	Chi S	33	9	12	21	0	1	22

Joe GLUIB

YR	CLUB	GP	G	A	PTS	PPG	GW	PIM
80/81	Phila	4	1	0	1			2

Omar GOMEZ

YR	CLUB	GP	G	A	PTS	PPG	GW	PIM
79/80	Wich	18	28	13	41	5	2	10
81/82	NY	40	40	36	76	10	4	16
82/83	Wich	44	37	49	86	10	3	38
83/84	Wich	30	16	23	39	2	1	18
4-season total		132	121	121	242	27	10	82

Jan GOOSSENS

YR	CLUB	GP	G	A	PTS	PPG	GW	PIM
82/83	GB	43	33	22	55	8	1	12

George GORLECKU

YR	CLUB	GP	G	A	PTS	PPG	GW	PIM
80/81	Buff	4	0	0	0			2
80/81	Chi H	18	0	1	1			14
1980-81		22	0	1	1			16

John GORMAN

YR	CLUB	GP	G	A	PTS	PPG	GW	PIM
82/83	Phx	45	7	15	22	2	1	12
83/84	Phx	45	9	16	25	2	0	20
2-season total		90	16	31	47	4	1	32

Tony GRAHAM

YR	CLUB	GP	G	A	PTS	PPG	GW	PIM
78/79	Cinn	20	18	11	29	5	1	10
79/80	StL	31	12	17	29	3		10
80/81	Denv	7	2	3	5	1		2
80/81	Cleve	19	1	0	1		1	2
1980-81		26	3	3	6	1	1	4
3-season total		77	33	31	64	9	2	24

GP = Games Played; G = Goals

MISL PLAYER REGISTER

Karl-Heinz GRANITZA

YR	CLUB	GP	G	A	PTS	PPG	GW	PIM	—PLAYOFFS—			
		GP	G	A	PTS	PPG	GW	PIM	GP	G	A	PIM
82/83	Chi S	46	41	33	74	6	3	20	3	4	3	0

Gerry GRAY

YR	CLUB	GP	G	A	PTS	PPG	GW	PIM	—PLAYOFFS—			
		GP	G	A	PTS	PPG	GW	PIM	GP	G	A	PIM
82/83	GB	36	11	16	27	1	1	30				

Alan GREEN

YR	CLUB	GP	G	A	PTS	PPG	GW	PIM	—PLAYOFFS—			
		GP	G	A	PTS	PPG	GW	PIM	GP	G	A	PIM
82/83	GB	18	7	4	11	0	0	2				

Warren GREEN

YR	CLUB	GP	G	A	PTS	PPG	GW	PIM	—PLAYOFFS—			
		GP	G	A	PTS	PPG	GW	PIM	GP	G	A	PIM
80/81	Chi H	37	5	6	11	3		4				
81/82	KC	1	0	0	0			2				
82/83	Phx	8	1	0	1	0	0	0				
3-season total		46	6	6	12	3	0	6	3	0	0	0

Charlie GREENE

YR	CLUB	GP	G	A	PTS	PPG	GW	PIM	—PLAYOFFS—			
		GP	G	A	PTS	PPG	GW	PIM	GP	G	A	PIM
81/82	NJ	40	17	8	25			8				
82/83	Cleve	41	15	17	32	0	1	17				
83/84	Cleve	5	0	1	1	0	0	2	8	3	2	4
83/84	Phx	34	28	20	48	0	3	18				
1983-84		39	28	21	49	0	3	20				
3-season total		120	60	46	106	0	4	45	8	3	2	4

Geoff GREIG

YR	CLUB	GP	G	A	PTS	PPG	GW	PIM	—PLAYOFFS—			
		GP	G	A	PTS	PPG	GW	PIM	GP	G	A	PIM
79/80	Hart	6	0	0	0			0				

Danko GRGIC

YR	CLUB	GP	G	A	PTS	PPG	GW	PIM	—PLAYOFFS—			
		GP	G	A	PTS	PPG	GW	PIM	GP	G	A	PIM
83/84	Tac	27	11	14	25	1	1	2				

Fred GRGUREV

YR	CLUB	GP	G	A	PTS	PPG	GW	PIM	—PLAYOFFS—			
		GP	G	A	PTS	PPG	GW	PIM	GP	G	A	PIM
78/79	Phila	24	46	28	74	8	4	14	2	4	0	2
79/80	Phila	31	64	40	104	8	7	26				
80/81	NY	37	44	25	69	8	4	8	5	7	2	0
81/82	NJ	40	27	16	43	5	2	8				
82/83	NY	48	36	27	63	9	3	12	3	2	2	0
83/84	NY	30	28	28	56	6	2	18				
83/84	Mem	20	14	6	20	2	1	2				
1983-84		50	42	34	76	8	3	20				
6-season total		230	259	170	429	46	23	88	10	13	4	2

Clive GRIFFITHS

YR	CLUB	GP	G	A	PTS	PPG	GW	PIM	—PLAYOFFS—			
		GP	G	A	PTS	PPG	GW	PIM	GP	G	A	PIM
80/81	Chi H	40	1	4	5			45	3	0	2	4
81/82	KC	20	0	3	3			8				
82/83	KC	33	1	8	9	0	0	12				
83/84	KC	46	1	7	8	0	0	20	5	0	0	4
4-season total		139	3	22	25	0	0	85	8	0	2	8

Dave GRIMALDI

YR	CLUB	GP	G	A	PTS	PPG	GW	PIM	—PLAYOFFS—			
		GP	G	A	PTS	PPG	GW	PIM	GP	G	A	PIM
79/80	Cleve	30	1	5	6			12				
80/81	Cleve	37	3	3	6			12	3	0	0	2
81/82	Cleve	43	1	3	4			16				
3-season total		110	5	11	16			40	3	0	0	2

Tom GRIPPO

YR	CLUB	GP	G	A	PTS	PPG	GW	PIM	—PLAYOFFS—			
		GP	G	A	PTS	PPG	GW	PIM	GP	G	A	PIM
80/81	Buff	3	0	2	2			2				
81/82	NJ	6	1	0	1			0				
2-season total		9	1	2	3			2				

Albert GUDMUNDSSON

YR	CLUB	GP	G	A	PTS	PPG	GW	PIM	—PLAYOFFS—			
		GP	G	A	PTS	PPG	GW	PIM	GP	G	A	PIM
81/82	Denv	13	10	5	15	1	1	4	1	0	0	0
82/83	Buff	28	7	8	15	4	1	4				
82/83	KC	11	1	1	2	0	1	2	2	0	0	0
82/83	KC	39	8	9	17	4	2	6				
2-season total		52	18	14	32	5	3	10	3	0	0	0

Tim GUELKER

YR	CLUB	GP	G	A	PTS	PPG	GW	PIM	—PLAYOFFS—			
		GP	G	A	PTS	PPG	GW	PIM	GP	G	A	PIM
80/81	Denv	6	1		2			2				

Herve GUILLIOD

YR	CLUB	GP	G	A	PTS	PPG	GW	PIM	—PLAYOFFS—			
		GP	G	A	PTS	PPG	GW	PIM	GP	G	A	PIM
79/80	Hart	17	12	6	18	2		6				
80/81	Chi H	9	10	3	13	1	1	9				
80/81	Buff	18	12	8	20	2	1	4	2	1	1	0
1980-81		27	22	11	33	3	2	13				
81/82	Buff	38	27	20	41	3	2	2	3	0	1	0
82/83	Buff	44	29	25	54	1	5	12				
83/84	Buff	35	27	10	37	0	2	8				
5-season total		161	117	72	189	9	11	41	5	1	2	0

Neils GULDBJERG

YR	CLUB	GP	G	A	PTS	PPG	GW	PIM	—PLAYOFFS—			
		GP	G	A	PTS	PPG	GW	PIM	GP	G	A	PIM
80/81	Phila	37	6	13	19			8				
81/82	NJ	39	20	8	28			8				
82/83	Buff	18	2	1	3	0	0	4				
83/84	Buff	44	16	10	26	0	1	10				
4-season total		138	44	32	76	0	1	30				

Bennie GUTIERREZ

YR	CLUB	GP	G	A	PTS	PPG	GW	PIM	—PLAYOFFS—			
		GP	G	A	PTS	PPG	GW	PIM	GP	G	A	PIM
80/81	Denv	5	0	1	1			2				

Mike HAAS

YR	CLUB	GP	G	A	PTS	PPG	GW	PIM	—PLAYOFFS—			
		GP	G	A	PTS	PPG	GW	PIM	GP	G	A	PIM
80/81	Denv	36	0	2	2			18				
81/82	Denv	33	0	1	1			10	2	0	1	0
2-season total		69	0	3	3			28	2	0	1	0

Kai HAASKIVI

YR	CLUB	GP	G	A	PTS	PPG	GW	PIM	—PLAYOFFS—			
		GP	G	A	PTS	PPG	GW	PIM	GP	G	A	PIM
78/79	Houst	22	39	25	64	10	5	10	1	1	1	0
79/80	Houst	27	51	36	87	15	7	20	3	4	1	2
82/83	Cleve	46	38	46	84	3	4	10	8	6	11	8
83/84	Cleve	46	36	51	87	9	4	20	7	8	3	8
4-season total		141	164	158	322	37	20	60	19	19	16	18

Winston HACKETT

YR	CLUB	GP	G	A	PTS	PPG	GW	PIM	—PLAYOFFS—			
		GP	G	A	PTS	PPG	GW	PIM	GP	G	A	PIM
80/81	StL	32	6	7	13		3	12	1	0	1	2
81/82	StL	3	0	3	3			0				
81/82	KC	8	2	2	4	0	1	0				
1981-82		11	2	5	7		1	0				
2-season total		43	8	12	20		4	12	1	0	1	2

Bret HALL

YR	CLUB	GP	G	A	PTS	PPG	GW	PIM	—PLAYOFFS—			
		GP	G	A	PTS	PPG	GW	PIM	GP	G	A	PIM
82/83	Chi S	48										

MISL PLAYER REGISTER

Laszlo HARSANYI

YR	CLUB	GP	G	A	PTS	PPG	GW	PIM	—PLAYOFFS—			
									GP	G	A	PIM
79/80	NY	28	14	10	24	1	3	6	3	0	1	0
80/81	Balt	34	18	15	33	4	1	6	4	2	2	0
2-season total		62	32	25	57	5	4	12	7	2	3	0

Joe HARVEY

YR	CLUB	GP	G	A	PTS	PPG	GW	PIM	—PLAYOFFS—			
									GP	G	A	PIM
78/79	Phila	8	0	0	0			0	1	0	0	0

John HAYES

YR	CLUB	GP	G	A	PTS	PPG	GW	PIM	—PLAYOFFS—			
									GP	G	A	PIM
81/82	StL	28	7	6	13			2	10	2	3	0
82/83	StL	20	3	4	7	0	0	2	1	0	0	0
83/84	KC	41	12	12	24	0	2	6	5	1	0	0
3-season total		89	22	22	44	0	2	10	16	3	3	0

Gary HEALE

YR	CLUB	GP	G	A	PTS	PPG	GW	PIM	—PLAYOFFS—			
									GP	G	A	PIM
83/84	Tac	35	13	20	33	3	0	22				

Julie HEGYI

YR	CLUB	GP	G	A	PTS	PPG	GW	PIM	—PLAYOFFS—			
									GP	G	A	PIM
80/81	Hart	25	4	9	13	2		20				
81/82	NY	8	1	3	4			4				
81/82	Buff	12	1	2	3			4				
	1981-82	20	2	5	7			8				
2-season total		45	6	14	20	2		28				

Steve HEIGHWAY

YR	CLUB	GP	G	A	PTS	PPG	GW	PIM	—PLAYOFFS—			
									GP	G	A	PIM
81/82	Phila	23	3	5	8		1	2				

Chris HELLENKAMP

YR	CLUB	GP	G	A	PTS	PPG	GW	PIM	—PLAYOFFS—			
									GP	G	A	PIM
82/83	SD	1	0	0	0	0	0	0				
83/84	Tac	6	0	0	0	0	0	0				
2-season total		7	0	0	0	0	0	0				

Hans HENRIKSEN

YR	CLUB	GP	G	A	PTS	PPG	GW	PIM	—PLAYOFFS—			
									GP	G	A	PIM
82/83	Chi S	1	0	0	0	0	0	0				

Mani HERNANDEZ

YR	CLUB	GP	G	A	PTS	PPG	GW	PIM	—PLAYOFFS—			
									GP	G	A	PIM
79/80	Det	23	9	4	13	4	1	5	1	1	0	0
80/81	SF	38	8	10	18	4		8				
2-season total		61	17	14	31	8	1	13	1	1	0	0

Lorenz HILKES

YR	CLUB	GP	G	A	PTS	PPG	GW	PIM	—PLAYOFFS—			
									GP	G	A	PIM
82/83	SD	45	22	12	34	7	1	16	10	3	1	2

Gordon HILL

YR	CLUB	GP	G	A	PTS	PPG	GW	PIM	—PLAYOFFS—			
									GP	G	A	PIM
82/83	Chi S	11	10	3	13	2	1	6				
82/83	GB	4	2	6	8	0	0	2				
82/83	NY	22	10	8	18	2	0	16	3	3	2	4
	1982-83	37	22	17	39	4	1	24	3	3	2	4
83/84	KC	41	46	24	70	9	4	17	5	9	1	4
2-season total		78	68	41	109	13	5	41	8	12	3	8

Solomon HILTON

YR	CLUB	GP	G	A	PTS	PPG	GW	PIM	—PLAYOFFS—			
									GP	G	A	PIM
80/81	Phila	35	11	6	17			8				
83/84	NY	17	4	4	8	0	0	0	2	0	0	0
2-season total		52	15	10	25	0	0	8	2	0	0	0

Ivan HLEVNJAC

YR	CLUB	GP	G	A	PTS	PPG	GW	PIM	—PLAYOFFS—			
									GP	G	A	PIM
79/80	Phila	25	17	16	33	2	2	10				

Mike HOBGOOD

YR	CLUB	GP	G	A	PTS	PPG	GW	PIM	—PLAYOFFS—			
									GP	G	A	PIM
79/80	Wich	1	0	0	0			0				
80/81	Wich	1	0	0	0			0				
2-season total		2	0	0	0			0				

Dave HOFFMEYER

YR	CLUB	GP	G	A	PTS	PPG	GW	PIM	—PLAYOFFS—			
									GP	G	A	PIM
78/79	Pitts	24	7	11	18		2	20				
79/80	Buff	4	0	0	0			0	1	0	0	0
80/81	Denv	2	0	0	0			0				
3-season total		30	7	11	18		2	20	1	0	0	0

David HOGGAN

YR	CLUB	GP	G	A	PTS	PPG	GW	PIM	—PLAYOFFS—			
									GP	G	A	PIM
83/84	Pitts	41	35	22	57	5	4	2	4	3	0	0

Bernd HOLZENBEIN

YR	CLUB	GP	G	A	PTS	PPG	GW	PIM	—PLAYOFFS—			
									GP	G	A	PIM
82/83	Mem	46	28	22	50	5	3	4				
83/84	Mem	43	13	29	42	3	1	8				
2-season total		89	41	51	92	8	4	12				

Frank HOREL

YR	CLUB	GP	G	A	PTS	PPG	GW	PIM	—PLAYOFFS—			
									GP	G	A	PIM
80/81	Chi H	5	2	2	4	2	1	2				

Joe HORVATH

YR	CLUB	GP	G	A	PTS	PPG	GW	PIM	—PLAYOFFS—			
									GP	G	A	PIM
79/80	Buff	25	17	11	28	7	1	8	1	0	0	2
81/82	NJ	27	10	4	14		2	6				
2-season total		52	27	15	42	7	3	14	1	0	0	2

Peter HORVATH

YR	CLUB	GP	G	A	PTS	PPG	GW	PIM	—PLAYOFFS—			
									GP	G	A	PIM
80/81	Denv	2	0	0	0			0				
81/82	Denv	14	4	0	4			0				
2-season total		16	4	0	4			0				

Joe HOWARTH

YR	CLUB	GP	G	A	PTS	PPG	GW	PIM	—PLAYOFFS—			
									GP	G	A	PIM
79/80	Wich	29	3	2	5		1	18	3	0	0	4
80/81	Wich	38	2	2	4			12	4	0	0	0
81/82	Wich	13	0	1	1			4	0	0	0	0
3-season total		80	5	5	10		1	34	7	0	0	4

Pat HOWLEY

YR	CLUB	GP	G	A	PTS	PPG	GW	PIM	—PLAYOFFS—			
									GP	G	A	PIM
80/81	Denv	18	3	5	8		1	4				
81/82	Denv	22	7	7	14			8	2	0	1	0
2-season total		40	10	12	22		1	12	2	0	1	0

Bob HRITZ

YR	CLUB	GP	G	A	PTS	PPG	GW	PIM	—PLAYOFFS—			
									GP	G	A	PIM
78/79	Cleve	10	2	1	3			2				

Dan HUBER

YR	CLUB	GP	G	A	PTS	PPG	GW	PIM	—PLAYOFFS—			
									GP	G	A	PIM
80/81	Balt	6	0	0	0			0	1	0	0	0

Alan HUDSON

YR	CLUB	GP	G	A	PTS	PPG	GW	PIM	—PLAYOFFS—			
									GP	G	A	PIM
79/80	Cleve	13	6	13	19			6				

Austin HUDSON

YR	CLUB	GP	G	A	PTS	PPG	GW	PIM	—PLAYOFFS—			

MISL PLAYER REGISTER

Larry HULCER

YR	CLUB	GP	G	A	PTS	PPG	GW	PIM	—PLAYOFFS—			
									GP	G	A	PIM
81/82	StL	34	13	5	18		3	6	10	2	4	2
82/83	StL	12	0	2	2	0	0	2				
83/84	StL	26	2	8	10	0	0	0	6	1	1	0
3-season total		72	15	15	30	0	3	6	16	3	5	2

Dave HUMMERT

YR	CLUB	GP	G	A	PTS	PPG	GW	PIM	—PLAYOFFS—			
									GP	G	A	PIM
81/82	Denv	1	0	0	0			0				

Mike HUNTER

YR	CLUB	GP	G	A	PTS	PPG	GW	PIM	—PLAYOFFS—			
									GP	G	A	PIM
79/80	Det	20	4	2	6		1	8				
82/83	GB	46	13	9	22	1	0	20				
2-season total		66	17	11	28	1	1	28				

Jimmy HUSBAND

YR	CLUB	GP	G	A	PTS	PPG	GW	PIM	—PLAYOFFS—			
									GP	G	A	PIM
81/82	Cleve	33	9	6	15	5	1	4				

Sergio IANNUCILLI

YR	CLUB	GP	G	A	PTS	PPG	GW	PIM	—PLAYOFFS—			
									GP	G	A	PIM
78/79	NY	3	0	1	1			0				

Germain IGLESIAS

YR	CLUB	GP	G	A	PTS	PPG	GW	PIM	—PLAYOFFS—			
									GP	G	A	PIM
81/82	Buff	44	46	25	71	4	3	12				
82/83	Buff	48	25	16	41	0	2	16	3	4	1	0
2-season total		92	71	41	112	4	5	28	3	4	1	0

Josef ILIC

YR	CLUB	GP	G	A	PTS	PPG	GW	PIM	—PLAYOFFS—			
									GP	G	A	PIM
82/83	Cleve	28	9	10	19	1	1	6	7	2	4	4

Peter INGO

YR	CLUB	GP	G	A	PTS	PPG	GW	PIM	—PLAYOFFS—			
									GP	G	A	PIM
82/83	Chi S	45	26	22	48	1	4	36	3	3	4	4

Godfrey INGRAM

YR	CLUB	GP	G	A	PTS	PPG	GW	PIM	—PLAYOFFS—			
									GP	G	A	PIM
82/83	GB	38	34	13	47	7	4	2				

Ilija IVKOVIC

YR	CLUB	GP	G	A	PTS	PPG	GW	PIM	—PLAYOFFS—			
									GP	G	A	PIM
80/81	Buff	30	4	4	8			10	1	0	0	0

Bernie JAMES

YR	CLUB	GP	G	A	PTS	PPG	GW	PIM	—PLAYOFFS—			
									GP	G	A	PIM
82/83	Cleve	47	8	11	19	0	1	28	8	0	1	6
83/84	Cleve	37	4	5	9	0	0	24	7	0	2	6
2-season total		84	12	16	28	0	1	52	15	0	3	12

Joey JAMES

YR	CLUB	GP	G	A	PTS	PPG	GW	PIM	—PLAYOFFS—			
									GP	G	A	PIM
81/82	Phx	26	1	1	2			2				

Slobodan JANKOVIC

YR	CLUB	GP	G	A	PTS	PPG	GW	PIM	—PLAYOFFS—			
									GP	G	A	PIM
79/80	Buff	20	24	7	31	5	3	10				

Malenkov JEAN-MICHEL

YR	CLUB	GP	G	A	PTS	PPG	GW	PIM	—PLAYOFFS—			
									GP	G	A	PIM
80/81	Chi H	6	1	0	1			0				

Tom JENKINS

YR	CLUB	GP	G	A	PTS	PPG	GW	PIM	—PLAYOFFS—			
									GP	G	A	PIM
79/80	Pitts	10	0	6	6			9				
80/81	Phx	32	7	10	17	3	1	8	3	0	4	0
81/82	Phx	15	0	3	3			4				
3-season total		57	7	19	26	3	1	21	3	0	4	0

Wayne JENTAS

YR	CLUB	GP	G	A	PTS	PPG	GW	PIM	—PLAYOFFS—			
									GP	G	A	PIM
80/81	Cleve	38	4	7	11	1		16	3	0	1	0

Peter JIANETTE

YR	CLUB	GP	G	A	PTS	PPG	GW	PIM	—PLAYOFFS—			
									GP	G	A	PIM
81/82	NY	1	0	0	0			0				
83/84	Phx	34	4	1	5	0	0	4				
2-season total		35	4	1	5	0	0	4				

Mikael JOHANSSON

YR	CLUB	GP	G	A	PTS	PPG	GW	PIM	—PLAYOFFS—			
									GP	G	A	PIM
81/82	Phila	28	13	8	21	1	1	4				

Emilio JOHN

YR	CLUB	GP	G	A	PTS	PPG	GW	PIM	—PLAYOFFS—			
									GP	G	A	PIM
79/80	StL	18	9	7	16	2		2				
80/81	StL	32	15	12	27	5		0	4	2	2	0
81/82	KC	7	2	0	2			0				
3-season total		57	26	19	45	7		2	4	2	2	0

Tony JOHNSON

YR	CLUB	GP	G	A	PTS	PPG	GW	PIM	—PLAYOFFS—			
									GP	G	A	PIM
83/84	NY	4	0	0	0	0	0	2				

Scott JONES

YR	CLUB	GP	G	A	PTS	PPG	GW	PIM	—PLAYOFFS—			
									GP	G	A	PIM
78/79	Cleve	8	8	0	8	1		2				
79/80	Cleve	2	0	1	1			0				
2-season total		10	8	1	9	1	0	2				

Brian JOY

YR	CLUB	GP	G	A	PTS	PPG	GW	PIM	—PLAYOFFS—			
									GP	G	A	PIM
80/81	SF	32	11	16	27	1		18				

Vincent JULIUS

YR	CLUB	GP	G	A	PTS	PPG	GW	PIM	—PLAYOFFS—			
									GP	G	A	PIM
79/80	Hart	3	1	1	2			2				

Stewart JUMP

YR	CLUB	GP	G	A	PTS	PPG	GW	PIM	—PLAYOFFS—			
									GP	G	A	PIM
78/79	Hous	21	21	18	39	4	5	20	1	1	0	0
79/80	Hous	24	7	17	24	2		2	3	2	2	0
81/82	NJ	32	5	14	19	1	2	8				
82/83	Balt	43	1	2	3	0	0	12	9	0	0	2
83/84	Tac	17	0	1	1	0	0	2				
5-season total		137	34	52	86	7	7	44	13	2	2	2

Boguslaw KACZMAREK

YR	CLUB	GP	G	A	PTS	PPG	GW	PIM	—PLAYOFFS—			
									GP	G	A	PIM
82/83	Pitts	6	0	1	1	0	0	4				

Michael KAHAM

YR	CLUB	GP	G	A	PTS	PPG	GW	PIM	—PLAYOFFS—			
									GP	G	A	PIM
82/83	Cleve	32	1	6	7	0	0	8	7	0	2	7
83/84	Cleve	5	0	0	0	0	0	0	4	0	2	2
2-season total		37	1	6	7	0	0	8	11	0	4	9

Zee KAPKA

YR	CLUB	GP	G	A	PTS	PPG	GW	PIM	—PLAYOFFS—			
									GP	G	A	PIM
83/84	Pitts	45	30	36	66	0	1	16	4	2	0	7

Erhardt KAPP

MISL PLAYER REGISTER

George KATAKALIDIS

YR	CLUB	GP	G	A	PTS	PPG	GW	PIM	—PLAYOFFS—					
									GP	G	A	PIM		
80/81	NY	11	1	2	3			4			2	1	0	0
81/82	NY	24	0	4	4			4						
82/83	NY	32	0	9	9	0	0	6						
3-season total		67	1	15	16	0	0	14			2	1	0	0

Alan KELLEY

YR	CLUB	GP	G	A	PTS	PPG	GW	PIM	—PLAYOFFS—					
									GP	G	A	PIM		
78/79	Phila	12	1	3	4			18			3	0	0	2
79/80	Phila	32	6	13	19			18						
80/81	Phila	40	10	19	29	2		32						
81/82	Phila	38	4	11	15		1	4						
82/83	LA	47	12	20	32	2	0	20						
83/84	LA	48	10	18	28	3	1	14			4	2	1	0
6-season total		217	43	84	127	7	2	106			7	2	1	2

Dean KELLEY

YR	CLUB	GP	G	A	PTS	PPG	GW	PIM	—PLAYOFFS—					
									GP	G	A	PIM		
83/84	Buff	40	28	20	48	3	1	16						

Mike KELLEY

YR	CLUB	GP	G	A	PTS	PPG	GW	PIM	—PLAYOFFS—					
									GP	G	A	PIM		
79/80	StL	12	1	0	1			0						

Ed KELLY

YR	CLUB	GP	G	A	PTS	PPG	GW	PIM	—PLAYOFFS—					
									GP	G	A	PIM		
81/82	Phila	2	0	0	0			0						

Jim KELLY

YR	CLUB	GP	G	A	PTS	PPG	GW	PIM	—PLAYOFFS—					
									GP	G	A	PIM		
82/83	LA	8	1	0	1	0	0	2						

Vince KELLY

YR	CLUB	GP	G	A	PTS	PPG	GW	PIM	—PLAYOFFS—					
									GP	G	A	PIM		
78/79	Phila	9	0	0	0			2						

Dave KEMP

YR	CLUB	GP	G	A	PTS	PPG	GW	PIM	—PLAYOFFS—					
									GP	G	A	PIM		
80/81	SF	38	8	5	13			16						
82/83	GB	9	2	2	4	0	0	0						
2-season total		47	10	7	17	0	0	16						

Ty KEOUGH

YR	CLUB	GP	G	A	PTS	PPG	GW	PIM	—PLAYOFFS—					
									GP	G	A	PIM		
78/79	Cinn	23	13	11	24	5	2	12			1	1	0	0
79/80	StL	26	14	14	28	7	1	6						
80/81	StL	31	13	22	35	8	1	6			4	3	1	0
81/82	StL	32	6	24	30		2	2			10	2	5	4
82/83	StL	41	8	16	24	0	1	6			3	0	0	0
83/84	StL	45	3	4	7	0	0	4			12	2	4	0
6-season total		198	57	91	148	20	5	36			30	8	10	4

Mihalj KERI

YR	CLUB	GP	G	A	PTS	PPG	GW	PIM	—PLAYOFFS—					
									GP	G	A	PIM		
82/83	GB	34	0	6	6	0	0	0						

Mark KERLIN

YR	CLUB	GP	G	A	PTS	PPG	GW	PIM	—PLAYOFFS—					
									GP	G	A	PIM		
81/82	Phx	13	10	4	14		0							
82/83	Phx	46	19	10	29	0	2	4						
83/84	Phx	48	32	19	51	0	3	14						
3-season total		107	61	33	94	0	5	18						

Kevin KEWLEY

YR	CLUB	GP	G	A	PTS	PPG	GW	PIM	—PLAYOFFS—					
									GP	G	A	PIM		
79/80	Wich	28	20	19	39	4	2	24			3	4	1	0
80/81	Wich	39	26	32	58	5	2	29			4	3	3	0
81/82	Wich	44	23	30	53	3	4	31			6	4	4	2
82/83	Wich	38	17	14	31	1	1	15			3	0	0	2
83/84	Wich	33	10	13	23	0	1	6			6	1	2	4
5-season total		182	96	108	204	13	10	105			22	12	10	8

Paul KITSON

YR	CLUB	GP	G	A	PTS	PPG	GW	PIM	—PLAYOFFS—					
									GP	G	A	PIM		
80/81	Chi H	39	33	18	51	5	7	14			3	3	2	2
81/82	NY	38	33	21	54	3	2	8			10	5	6	4
82/83	NY	43	33	15	48	3	4	12			3	0	0	0
83/84	Balt	47	36	25	61	10	7	16			7	4	2	2
4-season total		167	135	79	214	21	20	50			23	12	10	8

Steve KLASSEN

YR	CLUB	GP	G	A	PTS	PPG	GW	PIM	—PLAYOFFS—					
									GP	G	A	PIM		
79/80	Buff	10	1	2	3			0						

Pete KNEZIC

YR	CLUB	GP	G	A	PTS	PPG	GW	PIM	—PLAYOFFS—					
									GP	G	A	PIM		
80/81	Chi H	3	0	0	0			4						

Cle KOOIMAN

YR	CLUB	GP	G	A	PTS	PPG	GW	PIM	—PLAYOFFS—					
									GP	G	A	PIM		
82/83	LA	19	0	1	1	0	0	4						
83/84	LA	20	1	3	4	0	0	6			2	0	1	0
2-season total		39	1	4	5	0	0	6			2	0	1	0

Tasso KOUTSOUKOS

YR	CLUB	GP	G	A	PTS	PPG	GW	PIM	—PLAYOFFS—					
									GP	G	A	PIM		
82/83	Chi S	41	36	20	56	2	6	0			3	1	1	0
83/84	KC	47	41	24	65	2	4	4			5	1	6	0
2-season total		88	77	44	121	4	10	4			8	2	7	0

John KOWALSKI

YR	CLUB	GP	G	A	PTS	PPG	GW	PIM	—PLAYOFFS—					
									GP	G	A	PIM		
78/79	Cinn	2	1	0	1			0						

Art KRAMER

YR	CLUB	GP	G	A	PTS	PPG	GW	PIM	—PLAYOFFS—					
									GP	G	A	PIM		
81/82	KC	15	7	5	12	1		4						
83/84	Buff	45	14	10	24	0	0	8						
2-season total		60	21	15	36	1	0	12						

Franz KRAUTHAUSEN

YR	CLUB	GP	G	A	PTS	PPG	GW	PIM	—PLAYOFFS—					
									GP	G	A	PIM		
79/80	Hous	10	3	2	5			13			3	0	0	0

Helmut KREMERS

YR	CLUB	GP	G	A	PTS	PPG	GW	PIM	—PLAYOFFS—					
									GP	G	A	PIM		
81/82	Mem	14	13	11	24	4	1	2						

Jorgen KRISTENSEN

YR	CLUB	GP	G	A	PTS	PPG	GW	PIM	—PLAYOFFS—					
									GP	G	A	PIM		
80/81	Wich	38	14	52	66			12			4	2	5	0
81/82	Wich	39	14	51	65		3	13			2	0	1	0
82/83	Wich	42	15	56	71	4	1	13			5	0	2	0
83/84	Wich	39	17	45	62	3	3	18			4	1	4	2
4-season total		158	60	204	264	7	7	56			15	3	12	2

Tom KRISTENSEN

YR	CLUB	GP	G	A	PTS	PPG
----	------	----	---	---	-----	-----

MISL PLAYER REGISTER

Redmond LANE

YR	CLUB	GP	G	A	PTS	PPG	GW	PIM	—PLAYOFFS—			
									GP	G	A	PIM
81/82	StL	37	12	11	23		2	8	10	3	3	4
82/83	StL	33	11	10	21	1	1	6	3	0	0	2
83/84	StL	44	16	17	33	3	2	4	12	3	3	3
3-season total		114	39	38	77	4	4	18	25	6	6	8

Karl LARGIE

YR	CLUB	GP	G	A	PTS	PPG	GW	PIM	—PLAYOFFS—			
									GP	G	A	PIM
78/79	Pitts	18	12	10	22	4		17				

Mike LASHCHEV

YR	CLUB	GP	G	A	PTS	PPG	GW	PIM	—PLAYOFFS—			
									GP	G	A	PIM
80/81	Buff	31	16	17	33	2	2	10	2	2	0	0
81/82	Buff	34	36	28	64	10	2	16	1	3	2	0
82/83	Buff	47	40	30	70	7	1	26				
83/84	NY	35	25	19	44	8	5	10	3	1	0	4
4-season total		147	117	94	211	27	10	62	5	6	2	4

Doc LAWSON

YR	CLUB	GP	G	A	PTS	PPG	GW	PIM	—PLAYOFFS—			
									GP	G	A	PIM
78/79	Cinn	17	9	5	14			12	1	1	0	0
79/80	Phila	30	3	4	7			33				
80/81	Phila	39	8	17	25	2		40				
81/82	Phila	24	10	7	17			2				
82/83	NY	45	5	7	12	0	2	16	3	0	0	0
83/84	NY	33	3	6	9	0	0	29	4	2	1	0
6-season total		188	38	46	84	2	2	132	8	3	1	0

Peter LECHERMANN

YR	CLUB	GP	G	A	PTS	PPG	GW	PIM	—PLAYOFFS—			
									GP	G	A	PIM
79/80	Hart	28	13	17	30			16				
80/81	Phx	23	5	8	13			12				
2-season total		51	18	25	43			28				

Dubravko LEDIC

YR	CLUB	GP	G	A	PTS	PPG	GW	PIM	—PLAYOFFS—			
									GP	G	A	PIM
83/84	Tac	3	0	0	0	0	0	0				

Jeff LEE

YR	CLUB	GP	G	A	PTS	PPG	GW	PIM	—PLAYOFFS—			
									GP	G	A	PIM
80/81	Denv	7	1	0	1							

Paul LEE

YR	CLUB	GP	G	A	PTS	PPG	GW	PIM	—PLAYOFFS—			
									GP	G	A	PIM
81/82	Balt	5	0	1	1			0				
83/84	Phx	33	10	6	16	0	3	4				
2-season total		38	10	7	17	0	3	4				

Stuart LEE

YR	CLUB	GP	G	A	PTS	PPG	GW	PIM	—PLAYOFFS—			
									GP	G	A	PIM
82/83	KC	46	24	14	38	8	2	12	2	0	1	0
83/84	LA	47	33	21	54	7	4	18	4	7	1	0
2-season total		93	57	35	92	15	6	30	6	7	2	0

Curtis LEEPER

YR	CLUB	GP	G	A	PTS	PPG	GW	PIM	—PLAYOFFS—			
									GP	G	A	PIM
79/80	Pitts	30	4	4	8		1	6	3	1	2	0
81/82	Phx	29	1	4	5			10				
82/83	LA	14	1	2	3	0	0	14				
3-season total		73	6	10	16	0	1	30	1	2	0	0

Marcio LEITE

YR	CLUB	GP	G	A	PTS	PPG	GW	PIM	—PLAYOFFS—			
									GP	G	A	PIM
81/82	Pitts	23	7	5	12		1	2	3	2	0	2
82/83	Pitts	38	18	10	28	6	1	18				
83/84	Pitt	21	10	9	19	2	2	8	3	1	0	0
3-season total		82	35	24	59	8	4	28	6	3	0	2

Jim LEMON

YR	CLUB	GP	G	A	PTS	PPG	GW	PIM	—PLAYOFFS—			
									GP	G	A	PIM
78/79	Phila	23	15	11	26	7		33	3	4	1	0
79/80	Phila	29	9	10	19	3		20				
2-season total		52	24	21	45	10		53	3	4	1	0

George LESYW

YR	CLUB	GP	G	A	PTS	PPG	GW	PIM	—PLAYOFFS—			
									GP	G	A	PIM
78/79	Phila	20	10	10	20		1	18	3	3	1	0
79/80	Phila	15	1	6	7			6				
80/81	Phila	18	5	2	7		2	0				
3-season total		53	16	18	34		3	24	3	3	1	0

Damir LETE

YR	CLUB	GP	G	A	PTS	PPG	GW	PIM	—PLAYOFFS—			
									GP	G	A	PIM
79/80	Phila	16	8	2	10		1	6				

George LEY

YR	CLUB	GP	G	A	PTS	PPG	GW	PIM	—PLAYOFFS—			
									GP	G	A	PIM
79/80	Wich	29	10	20	30	6	1	18	3	2	0	4
80/81	Wich	37	8	6	14		1	20	4	1	1	2
81/82	Wich	40	3	12	15	1	1	10	6	4	0	0
3-season total		106	21	38	58	7	3	48	13	7	1	6

Mark LINDSAY

YR	CLUB	GP	G	A	PTS	PPG	GW	PIM	—PLAYOFFS—			
									GP	G	A	PIM
78/79	Hous	10	3	4	7	1		2				
82/83	Balt	13	2	1	3	1	0	0	4	0	0	0
83/84	LA	39	11	4	15	0	2	10	3	0	0	2
3-season total		62	16	9	25	2	2	12	7	0	0	2

Hank LIOTART

YR	CLUB	GP	G	A	PTS	PPG	GW	PIM	—PLAYOFFS—			
									GP	G	A	PIM
79/80	Hart	26	5	11	16			18				
80/81	Wich	26	1	2	3			10	4	0	3	0
81/82	Mem	39	8	10	18		1	6	3	3	0	0
3-season total		91	14	23	37		1	34	7	3	3	0

David LISCHNER

YR	CLUB	GP	G	A	PTS	PPG	GW	PIM	—PLAYOFFS—			
									GP	G	A	PIM
81/82	Phila	28	4	4	8		1	0				
82/83	Buff	42	13	6	19	1	1	8				
83/84	NY	25	5	3	8	0	0	6				
3-season total		95	22	13	35	1	2	14				

Steve LITT

YR	CLUB	GP	G	A	PTS	PPG	GW	PIM	—PLAYOFFS—			
									GP	G	A	PIM
82/83	GB	38	4	4	8	0	0	26				

Mark LIVERIC

YR	CLUB	GP	G	A	PTS	PPG	GW	PIM	—PLAYOFFS—			
									GP	G	A	PIM
80/81	Balt	30	32	13	45	6	3	22	4	3	0	4
81/82	NY	41	29	21	50	1	2	10	10	2	0	4
82/83	NY	47	39	18	57	6	9	12	3	3	0	7
83/84	NY	48	58	26	84	10	3	18	3	9	2	4
4-season total		166	158	78	236	23	8	62	20	17	2	19

Steve LONG

YR	CLUB	GP	G	A	PTS	PPG	GW	PIM	—PLAYOFFS—			
									GP	G	A	PIM
81/82	Mem	41	10	13	23			6	3	12	1	2
82/83	Mem	48	14	16	30	0	1	8				
83/84	Mem	48	15	14	29	1	0	8				
3-season total		137	39	43	82	1	1	22	3	1	1	2

Simon LOOK

YR	CLUB	GP	G	A	PTS	PPG	GW	PIM	—PLAYOFFS—			
									GP	G	A	PIM
80/81	Cleve	21	26	6	32	4	3	12	3	2	1	0
81/82	Cleve	41	18	15	33	2	1	2				
2-season total		65	44	21	65	6	4	14	3	2	1	0

Bobby LUDWIG

YR	CLUB	GP	G	A	PTS	PPG	GW	PIM	—PLAYOFFS—			
									GP	G	A	PIM
78/79	Phila	2	0	0	0			0				

Dusan (Dick) LUKIC

YR	CLUB	GP	G	A	PTS	PPG	GW	PIM	—PLAYOFFS—			
									GP	G	A	PIM
79/80	StL	5	2	4	6			5				
80/81	Phila	12	2	3	5			2				
2-season total		17	4	7	11			7				

MISL PLAYER REGISTER

Flemming LUND

YR	CLUB	GP	G	A	PTS	PPG	GW	PIM	—PLAYOFFS—			
									GP	G	A	PIM
79/80	Det	32	7	32	39	1		16	1	0	2	0
81/82	Buff	44	7	30	37		1	16				
82/83	Buff	15	0	2	2	0	0	6				
3-season total		91	14	64	78	1	1	38	1	0	2	0

Joe LUXBACHER

YR	CLUB	GP	G	A	PTS	PPG	GW	PIM	—PLAYOFFS—			
									GP	G	A	PIM
78/79	Pitts	18	2	3	5	1		6				

Duncan MacEWAN

YR	CLUB	GP	G	A	PTS	PPG	GW	PIM	—PLAYOFFS—			
									GP	G	A	PIM
81/82	Denv	18	4	3	7	2	2	4	2	1	0	2
83/84	StL	39	13	12	25	1	2	6	12	2	0	6
2-season total		57	17	15	32	3	4	10	14	3	0	8

Mark MacKAIN

YR	CLUB	GP	G	A	PTS	PPG	GW	PIM	—PLAYOFFS—			
									GP	G	A	PIM
81/82	NJ	18	1	1	2			4				

Dave MacKENZIE

YR	CLUB	GP	G	A	PTS	PPG	GW	PIM	—PLAYOFFS—			
									GP	G	A	PIM
78/79	Pitts	20	4	9	13	2		24				
79/80	Pitts	30	10	17	27	1	1	21	3	0	2	2
80/81	Hart	39	12	16	28	3	2	24				
81/82	Pitts	44	7	20	27		1	26	3	0	0	2
82/83	Pitts	46	5	17	22	1	1	32				
83/84	Pitts	44	15	21	36	1	1	18	4	0	1	0
6-season total		223	53	100	153	8	6	145	10	0	3	4

Dave MacWILLIAMS

YR	CLUB	GP	G	A	PTS	PPG	GW	PIM	—PLAYOFFS—			
									GP	G	A	PIM
79/80	Phila	30	25	23	48	5	3	12				
80/81	Phila	37	38	27	65	7	4	12				
81/82	Phila	39	29	36	65	9	1	12				
82/83	Balt	46	41	30	71	6	6	20	13	12	11	2
83/84	Balt	45	33	32	65	8	5	18	12	12	14	8
5-season total		197	166	148	314	35	19	74	25	24	25	10

Kevin MAHER

YR	CLUB	GP	G	A	PTS	PPG	GW	PIM	—PLAYOFFS—			
									GP	G	A	PIM
83/84	Pitt	44	6	11	17	0	1	14	4	0	1	6

Greg MAKOWSKI

YR	CLUB	GP	G	A	PTS	PPG	GW	PIM	—PLAYOFFS—			
									GP	G	A	PIM
79/80	StL	8	3	3	6		1	0				
80/81	StL	17	5	10	15	3	1	8				
81/82	StL	38	13	13	26	1	1	10				
82/83	KC	45	30	34	64	8	0	22	2	2	0	0
83/84	KC	47	22	29	51	5	1	24	5	6	2	6
5-season total		155	73	89	162	17	4	64	7	8	2	6

Tom MALLE

YR	CLUB	GP	G	A	PTS	PPG	GW	PIM	—PLAYOFFS—			
									GP	G	A	PIM
80/81	Chi H	5	0	0	0			0				

Stojan MAMIC

YR	CLUB	GP	G	A	PTS	PPG	GW	PIM	—PLAYOFFS—			
									GP	G	A	PIM
81/82	Buff	22	14	12	26		1	0	2	1	3	0
82/83	Buff	4	0	2	2	0	0	0				
2-season total		26	14	14	28	0	1	0	2	1	3	0

Mike MANCINI

YR	CLUB	GP	G	A	PTS	PPG	GW	PIM	—PLAYOFFS—			
									GP	G	A	PIM
80/81	SF	38	21	6	27		2	6				

Danilo MANDIC

YR	CLUB	GP	G	A	PTS	PPG	GW	PIM	—PLAYOFFS—			
									GP	G	A	PIM
81/82	Cleve	9	2	0	2			2				

Nanda MANDIC

YR	CLUB	GP	G	A	PTS	PPG	GW	PIM	—PLAYOFFS—			
									GP	G	A	PIM
81/82	Buff	11	3	3	6	1	1	2				

Nick MANGIONE

YR	CLUB	GP	G	A	PTS	PPG	GW	PIM	—PLAYOFFS—			
									GP	G	A	PIM
79/80	Hous	9	3	3	6			2	3	1	0	0
80/81	Balt	37	9	10	19	1	2	18	4	2	1	0
81/82	Balt	38	16	9	25	1	1	20	5	0	1	0
82/83	Balt	42	13	18	31	0	2	18	13	4	5	2
83/84	Balt	44	12	15	27	3	2	12	8	0	4	2
5-season total		170	53	55	108	5	7	70	33	7	11	4

Eduardo MARASCO

YR	CLUB	GP	G	A	PTS	PPG	GW	PIM	—PLAYOFFS—			
									GP	G	A	PIM
78/79	Hous	6	2	2	4	1		4				
79/80	Hart	29	29	9	38	6	2	16				
82/83	LA	9	5	1	6	0	0	2				
3-season total		44	36	12	48	7	2	22				

Carmin MARCANTONIO

YR	CLUB	GP	G	A	PTS	PPG	GW	PIM	—PLAYOFFS—			
									GP	G	A	PIM
80/81	NY	36	4	6	10	1		6	5	0	0	0

Pato MARGETIC

YR	CLUB	GP	G	A	PTS	PPG	GW	PIM	—PLAYOFFS—			
									GP	G	A	PIM
82/83	Chi S	47	41	33	74	0	2	18	3	1	0	0

Damir MARICIC

YR	CLUB	GP	G	A	PTS	PPG	GW	PIM	—PLAYOFFS—			
									GP	G	A	PIM
81/82	Buff	12	10	3	13	5	1	2				

Hector MARINARO

YR	CLUB	GP	G	A	PTS	PPG	GW	PIM	—PLAYOFFS—			
									GP	G	A	PIM
83/84	Cleve	5	0	1	1	0	0	2				

Peter MARINELLO

YR	CLUB	GP	G	A	PTS	PPG	GW	PIM	—PLAYOFFS—			
									GP	G	A	PIM
80/81	Phx	25	17	12	29	4	2	2	3	3	3	2

Mijo MARKULIN

YR	CLUB	GP	G	A	PTS	PPG	GW	PIM	—PLAYOFFS—			
									GP	G	A	PIM
81/82	Mem	9	5	4	9				1	0	0	0

John MARTELLO

YR	CLUB	GP	G	A	PTS	PPG	GW	PIM	—PLAYOFFS—			
									GP	G	A	PIM
81/82	Buff	4	0	0	0			0				

Radi MARTINOVIC

YR	CLUB	GP	G	A	PTS	PPG	GW	PIM	—PLAYOFFS—			
									GP	G	A	PIM
79/80	Phila	26	0	2	2			14				

Andries MASEKO

YR	CLUB	GP	G	A	PTS	PPG	GW	PIM	—PLAYOFFS—			
									GP	G	A	PIM
82/83	Phx	18	1	1	2	0	0	2				

Mark MATHIS

YR	CLUB	GP	G	A	PTS	PPG	GW	PIM	—PLAYOFFS—			
									GP	G	A	PIM
79/80	StL	2	0	0	0			0				

Manny MATOS

YR	CLUB	GP	G	A	PTS	PPG	GW	PIM	—PLAYOFFS—			

MISL PLAYER REGISTER

Andy McBRIDE

YR	CLUB	GP	G	A	PTS	PPG	GW	PIM
81/82	Pitts	30	1	3	4			12

Charlie McCULLY

YR	CLUB	GP	G	A	PTS	PPG	GW	PIM
79/80	Hart	12	0	0	0			6

Henry McCULLY

YR	CLUB	GP	G	A	PTS	PPG	GW	PIM
79/80	Hart	18	0	1	1			6

Pat McClUSKEY

YR	CLUB	GP	G	A	PTS	PPG	GW	PIM
82/83	Pitts	45	12	9	21	0	0	18

John McDERMOTT

YR	CLUB	GP	G	A	PTS	PPG	GW	PIM
79/80	Buff	12	0	2	2			2
80/81	Phx	40	12	19	31			16
81/82	Phx	42	10	15	25		2	20
82/83	Phx	45	5	5	10	0	0	10
4-season total		139	27	41	68	0	2	48

Jim McDONALD

YR	CLUB	GP	G	A	PTS	PPG	GW	PIM
79/80	Cleve	3	0	0	0			2

Ken McDONALD

YR	CLUB	GP	G	A	PTS	PPG	GW	PIM
81/82	Denv	7	2	1	3	1		2
83/84	StL	24	2	4	6	0	0	2
2-season total		31	4	5	9	1	0	4

Tom McDONALD

YR	CLUB	GP	G	A	PTS	PPG	GW	PIM
82/83	Pitts	10	0	1	1	0	0	8

Dan McDONNELL

YR	CLUB	GP	G	A	PTS	PPG	GW	PIM
79/80	StL	4	0	0	0			0
80/81	StL	31	0	1	1			4

Alex McGHEE

YR	CLUB	GP	G	A	PTS	PPG	GW	PIM
79/80	Pitts	9	1	1	2			2

Billy McKEON

YR	CLUB	GP	G	A	PTS	PPG	GW	PIM
82/83	KC	14	0	0	0	0	0	2
83/84	KC	6	0	0	0	0	0	0
2-season total		20	0	0	0	0	0	2

Jim McLOUGHLIN

YR	CLUB	GP	G	A	PTS	PPG	GW	PIM
78/79	NY	14	0	0	0			8
79/80	NY	23	4	0	4		1	12
80/81	Phila	24	2	1	3			10
3-season total		51	6	1	7		1	30

Bob McNAB

YR	CLUB	GP	G	A	PTS	PPG	GW	PIM
83/84	Tac	1	0	0	0	0	0	0

Danny McNEVIN

YR	CLUB	GP	G	A	PTS	PPG	GW	PIM
81/82	NJ	4	1	1	2			2
82/83	Buff	4	0	1	1	0	0	0
2-season total		8	1	2	3	0	0	2

—PLAYOFFS—

GP	G	A	PIM

—PLAYOFFS—

GP	G	A	PIM

—PLAYOFFS—

GP	G	A	PIM

—PLAYOFFS—

GP	G	A	PIM

—PLAYOFFS—

GP	G	A	PIM

—PLAYOFFS—

GP	G	A	PIM

—PLAYOFFS—

GP	G	A	PIM

—PLAYOFFS—

GP	G	A	PIM

—PLAYOFFS—

GP	G	A	PIM

—PLAYOFFS—

GP	G	A	PIM

—PLAYOFFS—

GP	G	A	PIM

—PLAYOFFS—

GP	G	A	PIM

—PLAYOFFS—

GP	G	A	PIM

—PLAYOFFS—

GP	G	A	PIM

—PLAYOFFS—

GP	G	A	PIM

Bill McNICOL

YR	CLUB	GP	G	A	PTS	PPG	GW	PIM
79/80	Pitts	31	14	8	22	1	1	8
80/81	Hart	35	31	20	51	10	2	14
81/82	Pitts	44	26	29	55	7	4	16
82/83	Pitts	8	2	5	7	2	0	2
82/83	GB	38	8	16	24	0	1	8
1982-83		46	10	21	31	2	1	10

4-season total		156	81	78	159	20	8	48
----------------	--	-----	----	----	-----	----	---	----

Russ McPAUL

YR	CLUB	GP	G	A	PTS	PPG	GW	PIM
78/79	Phila	23	2	1	3			18

Lew MEEHL

YR	CLUB	GP	G	A	PTS	PPG	GW	PIM
78/79	Phila	7	0	1	1			2

Nicky MEGALOUDIS

YR	CLUB	GP	G	A	PTS	PPG	GW	PIM
78/79	Hous	22	8	11	19	4		24
79/80	Hous	13	2	5	7	2		13
80/81	NY	38	1	9	10			16
81/82	NY	27	2	4	6			4
82/83	NY	38	4	8	12	2	1	6
83/84	NY	32	2	6	8	0	1	18
6-season total		170	19	43	62	8	2	81

Neil MEGSON

YR	CLUB	GP	G	A	PTS	PPG	GW	PIM
83/84	Tac	43	4	6	10	0	0	16

Bo MELSON

YR	CLUB	GP	G	A	PTS	PPG	GW	PIM
83/84	Mem	7	0	0	0	0	0	0

Dennis MEPHAM

YR	CLUB	GP	G	A	PTS	PPG	GW	PIM
80/81	Buff	36	9	6	15		1	6
81/82	Buff	44	11	25	36	2	12	2
82/83	Buff	48	16	19	35	0	2	18
83/84	Buff	36	8	7	15	0	3	6
4-season total		164	44	57	101	0	8	42

Alan MERRICK

YR	CLUB	GP	G	A	PTS	PPG	GW	PIM
79/80	Pitts	1	0	0	0			0

Stewart METCALFE

YR	CLUB	GP	G	A	PTS	PPG	GW	PIM
81/82	Balt	26	2	8	10	2		6

Carlos METIDIERI

YR	CLUB	GP	G	A	PTS	PPG	GW	PIM
79/80	Buff	32	10	9	19	2	1	2

Gene MICHALOW

YR	CLUB	GP	G	A	PTS	PPG	GW	PIM
78/79	Cleve	3	0	0	0			0

Juan Carlos MICHIA

YR	CLUB	GP	G	A	PTS	PPG	GW	PIM
79/80	Wich	4	1	1	2			2
80/81	Chi H	33	11	14	25	3		20
81/82	NY	43	3	10	13	1	1	18
82/83	NY	44	5	11	16	0	0	26
83/84	Balt	45	8	15	23	0	0	44
5-season total		169	28	51	79	4	1	110

Enco MICIC

YR	CLUB	GP	G	A	PTS	PPG	GW	PIM
79/80	Phila	4	0	1	1			2

GP = Games Played; G = Goals; A = Assists; PTS = Points; PPG = Power Play Goals; GW = Game Winning Goals; PIM = Penalty Minutes

MISL PLAYER REGISTER

Jose PERNA

YR	CLUB	GP	G	A	PTS	PPG	GW	PIM	—PLAYOFFS—			
									GP	G	A	PIM
78/79	Cleve	9	0	2	2			2				

Njego PESA

YR	CLUB	GP	G	A	PTS	PPG	GW	PIM	—PLAYOFFS—			
									GP	G	A	PIM
79/80	StL	15	15	7	22	4		8				
83/84	NY	27	18	8	26	3	1	13				
83/84	StL	17	15	5	20	3	1	2				
	1983-84	44	33	13	46	6	2	15	13	15	8	12
2-season total		59	48	20	68	10	0	23	13	15	8	12

Tony PESZNEKER

YR	CLUB	GP	G	A	PTS	PPG	GW	PIM	—PLAYOFFS—			
									GP	G	A	PIM
82/83	Wich	34	3	2	5	0	1	0	6	1	0	0
83/84	Wich	40	2	0	2	0	0	2	5	0	0	0
2-season total		74	5	2	7	0	1	2	11	1	0	0

Les PETERSON

YR	CLUB	GP	G	A	PTS	PPG	GW	PIM	—PLAYOFFS—			
									GP	G	A	PIM
78/79	Cleve	23	3	9	12	2	1	22				
79/80	Cleve	25	2	1	3		1	4				
2-season total		48	5	10	15	2	2	26				

Mark PETERSON

YR	CLUB	GP	G	A	PTS	PPG	GW	PIM	—PLAYOFFS—			
									GP	G	A	PIM
83/84	Tac	43	38	20	58	5	2	10				

Iubo PETROVIC

YR	CLUB	GP	G	A	PTS	PPG	GW	PIM	—PLAYOFFS—			
									GP	G	A	PIM
79/80	Buff	31	45	22	67	14	2	2	1	2	0	0
80/81	Buff	39	44	33	77	8	5	4	2	3	2	0
81/82	Phx	15	8	5	13	1		0				
81/82	KC	25	15	18	33	0	1	2				
	1981-82	40	23	23	46	1	1	2				
3-season total		110	112	78	190	23	8	8	3	5	2	0

Leslie PICAULT

YR	CLUB	GP	G	A	PTS	PPG	GW	PIM	—PLAYOFFS—			
									GP	G	A	PIM
80/81	Phila	1	0	0	0			0				

David PIERCE

YR	CLUB	GP	G	A	PTS	PPG	GW	PIM	—PLAYOFFS—			
									GP	G	A	PIM
83/84	Wich	1	0	0	0	0	0	0				

Randy PIKUZINSKI

YR	CLUB	GP	G	A	PTS	PPG	GW	PIM	—PLAYOFFS—			
									GP	G	A	PIM
83/84	Buff	4	0	0	0	0	0	2				

Rudy PIKUZINSKI

YR	CLUB	GP	G	A	PTS	PPG	GW	PIM	—PLAYOFFS—			
									GP	G	A	PIM
83/84	Buff	29	11	7	18	0	2	4				

Norman PIPER

YR	CLUB	GP	G	A	PTS	PPG	GW	PIM	—PLAYOFFS—			
									GP	G	A	PIM
79/80	Wich	30	18	21	39	6	3	0	3	1	1	0
80/81	Wich	30	19	16	35	4	3	4	1	0	0	0
81/82	Wich	35	33	11	44	2	2	4	6	3	0	0
82/83	Wich	45	20	14	34	4	3	2	6	0	5	0
83/84	Wich	41	8	14	22	0	0	4	7	1	2	0
5-season total		181	98	76	174	16	11	14	23	5	8	0

Telmo PIRES

YR	CLUB	GP	G	A	PTS	PPG	GW	PIM	—PLAYOFFS—			
									GP	G	A	PIM
78/79	Cinn	10	0	3	3			8	1	0	0	2
79/80	Hart	17	2	5	7			2				
2-season total		27	2	8	10			10	1	0	0	2

Oscar PISANO

YR	CLUB	GP	G	A	PTS	PPG	GW	PIM	—PLAYOFFS—			
									GP	G	A	PIM
79/80	Cleve	16	2	2	4	1		16				
80/81	Buff	27	2	2	4			12				
81/82	Buff	38	2	4	6			18	3	0	0	4
82/83	Buff	41	11	11	22	0	0	22				
83/84	Buff	47	9	9	18	0	0	18				
5-season total		169	26	28	54	1	0	86	3	0	0	4

Doug POLLARD

YR	CLUB	GP	G	A	PTS	PPG	GW	PIM	—PLAYOFFS—			
									GP	G	A	PIM
78/79	NY	17	8	3	11		2	8	3	1	0	4
79/80	NY	26	3	2	5			2				
80/81	Hart	21	9	5	14		1	4				
3-season total		64	20	10	30		3	14	3	1	0	4

Jim POLLIHAN

YR	CLUB	GP	G	A	PTS	PPG	GW	PIM	—PLAYOFFS—			
									GP	G	A	PIM
78/79	NY	23	10	12	22	4	1	14	3	1	3	10
79/80	Hous	21	12	4	16	3	1	16	3	0	1	4
80/81	Balt	38	5	14	19	0	0	26	4	0	0	0
81/82	Balt	40	9	16	25	1	3	16	5	0	1	2
82/83	Balt	42	6	5	11	0	1	26	11	2	3	12
83/84	Balt	21	2	7	9	0	0	12				
6-season total		185	44	58	102	8	6	110	26	3	8	28

Ben POPOOLA

YR	CLUB	GP	G	A	PTS	PPG	GW	PIM	—PLAYOFFS—			
									GP	G	A	PIM
79/80	Cleve	8	5	4	9	1		0				
80/81	Chi H	24	20	8	28	6		10	3	3	1	2
81/82	KC	25	11	7	18			12				
3-season total		57	36	19	55	7		22	3	3	1	2

Derek POSSEE

YR	CLUB	GP	G	A	PTS	PPG	GW	PIM	—PLAYOFFS—			
									GP	G	A	PIM
79/80	Det	9	8	6	14	1		2	1	0	0	0

Mark POSTON

YR	CLUB	GP	G	A	PTS	PPG	GW	PIM	—PLAYOFFS—			
									GP	G	A	PIM
78/79	Cinn	13	2	3	5			10				

Tony POWELL

YR	CLUB	GP	G	A	PTS	PPG	GW	PIM	—PLAYOFFS—			
									GP	G	A	PIM
82/83	GB	43	5	3	8	0	2	12				

Mike POWERS

YR	CLUB	GP	G	A	PTS	PPG	GW	PIM	—PLAYOFFS—			
									GP	G	A	PIM
80/81	Wich	19	4	0	4		1	2				
81/82	Wich	11	1	1	2			2	4	0	0	0
82/83	Wich	7	0	0	0	0	0	0	1	0	0	0
3-season total		37	5	1	6	0	1	4	5	0	0	0

Rob PRENTICE

YR	CLUB	GP	G	A	PTS	PPG	GW	PIM	—PLAYOFFS—			
									GP	G	A	PIM
81/82	Balt	30	16	4	20	4	1	12	5	4	1	0
82/83	Balt	29	8	4	12	5	1	8				
83/84	Buff	21	3	4	7	1	0	4				
3-season total		80	27	12	39	10	2	24	5	4	1	0

Doug PUFFENBARGER

YR	CLUB	GP	G	A	PTS	PPG	GW	PIM	—PLAYOFFS—			
									GP	G	A	PIM
82/83	Mem	10	2	0	2	2	0	0				

Seppo PYYKKO

YR	CLUB	
----	------	--

MISL PLAYER REGISTER

Mike RAJEVAC

YR	CLUB	GP	G	A	PTS	PPG	GW	PIM	—PLAYOFFS—			
									GP	G	A	PIM
81/82	NY	11	1	3	4			4				

Bob RAMSEY

YR	CLUB	GP	G	A	PTS	PPG	GW	PIM	—PLAYOFFS—			
									GP	G	A	PIM
81/82	Pitts	31	4	5	9			2	3	1	0	2
82/83	Pitts	15	1	3	4	0	0	2				
83/84	Pitts	1	0	0	0	0	0	0				
3-season total		47	5	8	13	0	0	4	3	1	0	2

Frank RASMUSSEN

YR	CLUB	GP	G	A	PTS	PPG	GW	PIM	—PLAYOFFS—			
									GP	G	A	PIM
81/82	Wich	44	24	15	39	7	1	8	5	2	1	4
82/83	Wich	46	17	17	34	3	0	8	6	1	0	2
83/84	Wich	47	6	13	19	0	0	4	7	1	3	2
3-season total		137	47	45	92	10	1	20	18	4	4	8

Wolfgang (Joe) RAUSCH

YR	CLUB	GP	G	A	PTS	PPG	GW	PIM	—PLAYOFFS—			
									GP	G	A	PIM
79/80	Det	27	21	13	34	13	2	4				
81/82	NJ	44	32	21	53	5	4	8				
2-season total		71	53	34	87	18	6	12				

Rich REICE

YR	CLUB	GP	G	A	PTS	PPG	GW	PIM	—PLAYOFFS—			
									GP	G	A	PIM
81/82	Wich	17	4	4	8			2	4	1	0	0

Steve REID

YR	CLUB	GP	G	A	PTS	PPG	GW	PIM	—PLAYOFFS—			
									GP	G	A	PIM
79/80	Phila	9	4	4	8	1		4				
81/82	Phila	23	1	3	4			8				
2-season total		32	5	7	12	1		12				

Len RENERY

YR	CLUB	GP	G	A	PTS	PPG	GW	PIM	—PLAYOFFS—			
									GP	G	A	PIM
79/80	NY	7	0	0	0			2				
79/80	Det	9	4	3	7			2	1	0	0	0
	1979-80	16	4	3	7			4				
80/81	SF	18	3	0	3		1	20				
2-season total		34	7	3	10		1	24	1	0	0	0

Paul RENKERT

YR	CLUB	GP	G	A	PTS	PPG	GW	PIM	—PLAYOFFS—			
									GP	G	A	PIM
80/81	Denv	25	5	5	10		1	8				

Craig REYNOLDS

YR	CLUB	GP	G	A	PTS	PPG	GW	PIM	—PLAYOFFS—			
									GP	G	A	PIM
78/79	NY	23	9	11	20	1	1	8	3	2	2	0
79/80	Det	32	5	10	15	1	1	12	1	0	0	0
80/81	Chi H	28	14	9	23	5	2	12	2	0	0	0
81/82	NJ	30	4	5	9			0	0	0	0	0
4-season total		113	32	35	67	7	4	32	6	2	2	0

Art REX

YR	CLUB	GP	G	A	PTS	PPG	GW	PIM	—PLAYOFFS—			
									GP	G	A	PIM
78/79	Pitts	14	2	4	6			4				

RILDO

YR	CLUB	GP	G	A	PTS	PPG	GW	PIM	—PLAYOFFS—			
									GP	G	A	PIM
78/79	Cleve	16	2	0	2	1		12				

David ROBB

YR	CLUB	GP	G	A	PTS	PPG	GW	PIM	—PLAYOFFS—			
									GP	G	A	PIM
79/80	Phila	12	1	4	5			12				

Bill ROBERTS

YR	CLUB	GP	G	A	PTS	PPG	GW	PIM	—PLAYOFFS—			
									GP	G	A	PIM
80/81	Balt	8	0	0	0			2				

Brian ROBERTSON

YR	CLUB	GP	G	A	PTS	PPG	GW	PIM	—PLAYOFFS—			
									GP	G	A	PIM
78/79	Cinn	1	0	0	0			0				

Claudio ROCHA

YR	CLUB	GP	G	A	PTS	PPG	GW	PIM	—PLAYOFFS—			
									GP	G	A	PIM
81/82	KC	9	3	2	5		1	4				
82/83	NY	23	5	6	11	0	2	10	2	0	0	0
83/84	NY	17	3	9	12	1	0	0				
3-season total		49	11	17	28	1	3	14	2	0	0	0

Mel ROCHE

YR	CLUB	GP	G	A	PTS	PPG	GW	PIM	—PLAYOFFS—			
									GP	G	A	PIM
80/81	StL	5	2	0	2			2				

Skip RODERICK

YR	CLUB	GP	G	A	PTS	PPG	GW	PIM	—PLAYOFFS—			
									GP	G	A	PIM
78/79	Phila	14	1	1	2			34	2	0	1	2
79/80	Phila	14	0	1	1			6				
2-season total		28	1	2	3			40				

Ricardo RODRIQUES

YR	CLUB	GP	G	A	PTS	PPG	GW	PIM	—PLAYOFFS—			
									GP	G	A	PIM
82/83	Cleve	34	7	7	14	0	0	10	5	0	1	0

Paul ROE

YR	CLUB	GP	G	A	PTS	PPG	GW	PIM	—PLAYOFFS—			
									GP	G	A	PIM
83/84	Tac	47	2	5	7	0	0	22				

Peter ROE

YR	CLUB	GP	G	A	PTS	PPG	GW	PIM	—PLAYOFFS—			
									GP	G	A	PIM
78/79	NY	4	1	2	3			12				

Kim ROENTVED

YR	CLUB	GP	G	A	PTS	PPG	GW	PIM	—PLAYOFFS—			
									GP	G	A	PIM
80/81	Wich	40	28	14	42	7	4	25	4	3	2	2
81/82	Wich	40	28	15	43	9	3	10	6	6	0	0
82/83	Wich	38	27	12	39	3	0	18	6	5	3	0
83/84	Wich	46	27	33	60	8	2	14	7	4	3	2
4-season total		164	110	74	184	27	9	67	23	18	8	4

Per ROENTVED

YR	CLUB	GP	G	A	PTS	PPG	GW	PIM	—PLAYOFFS—			
									GP	G	A	PIM
82/83	Wich	43	16	14	30	4	4	20	5	1	3	2
83/84	Wich	23	6	3	9	0	1	6	5	1	0	2
2-season total		66	22	17	39	4	5	26	10	2	3	4

Nico ROHMANN

YR	CLUB	GP	G	A	PTS	PPG	GW	PIM	—PLAYOFFS—			
									GP	G	A	PIM
82/83	SD	12	1	2	3	0	0	0	10	2	2	8

Bob ROHRBACH

YR	CLUB	GP	G	A	PTS	PPG	GW	PIM	—PLAYOFFS—			
									GP	G	A	PIM
79/80	Pitts	13	2	2	4			0				

Tom ROHRBACH

YR	CLUB	GP	G	A	PTS	PPG	GW	PIM	—PLAYOFFS—			
									GP	G	A	PIM
79/80	Hart	3	1	0	1			2				

Jimmy ROLLAND

YR	CLUB	GP	G	A	PTS	PPG	GW	PIM	—PLAYOFFS—			
									GP	G	A	PIM
80/81	SF	12	4	7	11	1		6				

Emilio ROMERO

YR	CLUB	GP	G
----	------	----	---

MISL PLAYER REGISTER

Carl ROSE

YR	CLUB	GP	G	A	PTS	PPG	GW	PIM	—PLAYOFFS—			
									GP	G	A	PIM
78/79	NY	22	4	3	7			14				
79/80	StL	32	15	5	20	3	3	51				
80/81	StL	34	2	11	13			28	3	0	2	2
81/82	StL	44	11	12	23	1		45	10	8	4	4
82/83	StL	42	10	13	23	6	1	20	3	0	0	0
83/84	StL	36	4	10	14	1	1	18	9	0	1	4
6-season total		210	46	54	100	11	5	176	16	8	7	10

Owen ROSE

YR	CLUB	GP	G	A	PTS	PPG	GW	PIM	—PLAYOFFS—			
									GP	G	A	PIM
81/82	KC	11	1	0	1							

Bruce RUDROFF

YR	CLUB	GP	G	A	PTS	PPG	GW	PIM	—PLAYOFFS—			
									GP	G	A	PIM
80/81	Hart	37	2	2	4			20				
81/82	Mem	36	4	4	8			6				
82/83	Mem	33	0	2	2	0	0	12				
83/84	Mem	40	0	3	3	0	0	6				
4-season total		146	6	11	17	0	0	44				

Dale RUSSELL

YR	CLUB	GP	G	A	PTS	PPG	GW	PIM	—PLAYOFFS—			
									GP	G	A	PIM
78/79	Hous	18	10	11	21	1	1	4	1	0	0	0
79/80	Hous	32	28	19	47	5	2	10	3	2	1	2
80/81	Phila	26	13	15	28	4		8				
81/82	Phila	42	18	13	31	6	3	16				
82/83	StL	34	10	12	22	2	1	4				
5-season total		152	79	70	149	18	7	42	4	2	1	2

Greg RYAN

YR	CLUB	GP	G	A	PTS	PPG	GW	PIM	—PLAYOFFS—			
									GP	G	A	PIM
82/83	Chi S	34	6	7	13	0	1	4	3	1	1	0

Jimmy RYAN

YR	CLUB	GP	G	A	PTS	PPG	GW	PIM	—PLAYOFFS—			
									GP	G	A	PIM
79/80	Wich	29	26	29	55	4		10	3	1	3	2
80/81	Wich	37	27	25	52	7	2	8	3	0	2	0
81/82	Wich	35	20	10	30	8	3	4	6	2	9	0
3-season total		101	73	64	137	19	5	22	12	3	14	2

Joe RYAN

YR	CLUB	GP	G	A	PTS	PPG	GW	PIM	—PLAYOFFS—			
									GP	G	A	PIM
79/80	Hart	9	3	2	5			0				

Steve RYAN

YR	CLUB	GP	G	A	PTS	PPG	GW	PIM	—PLAYOFFS—			
									GP	G	A	PIM
79/80	Det	25	7	4	11		1	2	1	0	1	0
81/82	NJ	38	5	12	17		1	6				
82/83	GB	1	0	0	0	0	0	0				
3-season total		64	12	16	28	0	2	8	1	0	1	0

Nathan SACKS

YR	CLUB	GP	G	A	PTS	PPG	GW	PIM	—PLAYOFFS—			
									GP	G	A	PIM
81/82	Pitts	36	12	6	18	2		10	3	0	0	0
82/83	Pitts	15	3	2	5	1	0	6				
83/84	LA	39	4	2	6	0	0	17	4	0	1	2
3-season total		90	19	10	29	3	0	33	7	0	1	2

Frantz ST-LOT

YR	CLUB	GP	G	A	PTS	PPG	GW	PIM	—PLAYOFFS—			
									GP	G	A	PIM
80/81	NY	34	6	1	7		1	12	5	0	0	0
81/82	NY	26	8	7	15		2	0	9	6	2	4
82/83	NY	41	3	12	15	0	0	10	1	0	1	0
83/84	Phx	39	13	12	25	1	2	8				
4-season total		140	30	32	62	1	5	30	15	6	3	4

Carlos SALGUERO

YR	CLUB	GP	G	A	PTS	PPG	GW	PIM	—PLAYOFFS—			
									GP	G	A	PIM
81/82	KC	7	3	1	4	1						
81/82	Buff	22	27	17	44	8	1	2	3	0	3	0
	1981-82	29	30	18	48	9	1	2	3	0	3	0
82/83	Buff	48	44	31	75	8	3	16				
83/84	Buff	44	30	24	54	7	1	18				
3-season total		121	104	73	177	24	5	36	3	0	3	0

Dan SALVEMINI

YR	CLUB	GP	G	A	PTS	PPG	GW	PIM	—PLAYOFFS—			
									GP	G	A	PIM
81/82	Phila	39	8	10	18	1		12				
83/84	Mem	28	9	6	15	0	1	8				
2-season total		67	17	16	33	1	1	20				

Len SALVEMINI

YR	CLUB	GP	G	A	PTS	PPG	GW	PIM	—PLAYOFFS—			
									GP	G	A	PIM
80/81	SF	35	11	19	30	3	2	12				
81/82	KC	42	6	15	21			8				
83/84	Mem	25	3	7	10	0	0	6				
3-season total		102	20	41	61	3	2	26				

Derek SANDERSON

YR	CLUB	GP	G	A	PTS	PPG	GW	PIM	—PLAYOFFS—			
									GP	G	A	PIM
82/83	GB	8	0	0	0	0	0	0				

Dave SARACHAN

YR	CLUB	GP	G	A	PTS	PPG	GW	PIM	—PLAYOFFS—			
									GP	G	A	PIM
78/79	Pitts	23	23	9	32	8		13				
79/80	Buff	29	15	11	26	3	2	4	1	0	0	0
80/81	Buff	17	5	5	10	2		0	2	0	0	0
81/82	Balt	8	0	1	1			2				
81/82	KC	12	3	0	3			0				
	1981-82	20	3	1	4			2				
4-season total		89	46	26	72	13	2	19	3	0	0	0

Sam SAUNDH

YR	CLUB	GP	G	A	PTS	PPG	GW	PIM	—PLAYOFFS—			
									GP	G	A	PIM
82/83	LA	33	14	9	23	4	2	4				
83/84	LA	22	2	9	11	0	0	4	3	0	0	4
2-season total		55	16	18	34	4	2	8	3	0	0	4

Billy SAUTTER

YR	CLUB	GP	G	A	PTS	PPG	GW	PIM	—PLAYOFFS—			
									GP	G	A	PIM
82/83	GB	1	0	0	0	0	0	0				

Bruce SAVAGE

YR	CLUB	GP	G	A	PTS	PPG	GW	PIM	—PLAYOFFS—			
									GP	G	A	PIM
83/84	Phx	35	5	4	9	0	1	2				

Zoran SAVIC

YR	CLUB	GP	G	A	PTS	PPG	GW	PIM	—PLAYOFFS—			
									GP	G	A	PIM
80/81	Buff	32	13	5	18			6	2	0	0	0
81/82	Buff	11	6	5	11	1		2				
81/82	KC	26	18	8	26	4	4	8				
	1981-82	37	24	13	37	5	4	10				
82/83	KC	41	28	19	47	4	2	13	2	1	1	0
83/84	KC	43	24	17	41	6	3	12	5	0	1	0
4-season total		153	89	54	143	15	9	41	9	1	2	0

Sal SCALICI

YR	CLUB	GP	G	A	PTS	PPG	GW	PIM	—PLAYOFFS—			
									GP	G	A	PIM
78/79	Cinn	3	0	1								

MISL PLAYER REGISTER

Ray SCHNETTGOECKE

YR	CLUB	GP	G	A	PTS	PPG	GW	PIM	—PLAYOFFS—			
									GP	G	A	PIM
79/80	Cleve	29	4	5	9		1	14				
80/81	Chi H	21	2	1	3			2	1	0	0	0
81/82	KC	5	0	0	0			0				
3-season total		55	6	6	12		1	16	1	0	0	0

Frank SCHULER

YR	CLUB	GP	G	A	PTS	PPG	GW	PIM	—PLAYOFFS—			
									GP	G	A	PIM
79/80	StL	29	4	1	5		1	11				

Tim SCHULZ

YR	CLUB	GP	G	A	PTS	PPG	GW	PIM	—PLAYOFFS—			
									GP	G	A	PIM
81/82	Denv	7	0	0	0			0	2	1	1	0

Carlos SCOTT

YR	CLUB	GP	G	A	PTS	PPG	GW	PIM	—PLAYOFFS—			
									GP	G	A	PIM
79/80	Hart	1	0	0	0			0				

Derek SCOTT

YR	CLUB	GP	G	A	PTS	PPG	GW	PIM	—PLAYOFFS—			
									GP	G	A	PIM
81/82	Cleve	15	2	0	2		1					

Stewart SCULLION

YR	CLUB	GP	G	A	PTS	PPG	GW	PIM	—PLAYOFFS—			
									GP	G	A	PIM
79/80	Phila	8	5	3	8		1	1	6			

Elson SEALE

YR	CLUB	GP	G	A	PTS	PPG	GW	PIM	—PLAYOFFS—			
									GP	G	A	PIM
79/80	Phila	21	9	4	13			2				
80/81	Phila	37	17	8	25		1	2	12			
81/82	Phila	44	34	13	47		2	1	6			
82/83	KC	48	30	19	49		0	6	6	2	0	0
83/84	KC	40	20	19	39		1	0	2			
5-season total		190	110	65	175		4	9	28	2	0	0

Steve SEARGEANT

YR	CLUB	GP	G	A	PTS	PPG	GW	PIM	—PLAYOFFS—			
									GP	G	A	PIM
81/82	Phx	44	2	20	22		1	26				

Tim SEDLACEK

YR	CLUB	GP	G	A	PTS	PPG	GW	PIM	—PLAYOFFS—			
									GP	G	A	PIM
81/82	Phx	17	0	0	0			2				

Branko SEGOTA

YR	CLUB	GP	G	A	PTS	PPG	GW	PIM	—PLAYOFFS—				
									GP	G	A	PIM	
78/79	NY	21	25	22	47		4	4	19	3	7	3	4
79/80	NY	31	55	31	86		9	2	31	2	1	0	0
80/81	NY	35	38	45	83		4	6	20	5	9	6	2
3-season total		87	118	98	216		17	12	70	10	17	9	6

Jeff SENDOBRY

YR	CLUB	GP	G	A	PTS	PPG	GW	PIM	—PLAYOFFS—				
									GP	G	A	PIM	
80/81	StL	12	1	1	2			4	2	0	0	0	
81/82	StL	10	0	1	1			4	8	0	3	0	
82/83	StL	18	2	1	3		0	1	4				
3-season total		40	3	3	6		0	1	12	10	0	3	0

Ed SHERIDAN

YR	CLUB	GP	G	A	PTS	PPG	GW	PIM	—PLAYOFFS—			
									GP	G	A	PIM
78/79	Phila	24	5	5	10			14	3	0	2	4
79/80	Phila	31	3	6	9			20				
80/81	Phila	17	1	1	2			10				
81/82	Phila	9	1	0	1			2	3	0	2	4
4-season total		81	10	12	22			46	6	0	4	8

Walter SHOKHOV

YR	CLUB	GP	G	A	PTS	PPG	GW	PIM	—PLAYOFFS—			
									GP	G	A	PIM
80/81	Phila	3	0	0	0			0				

Ibraim SILVA

YR	CLUB	GP	G	A	PTS	PPG	GW	PIM	—PLAYOFFS—			
									GP	G	A	PIM
78/79	NY	2	0	0	0			0				

Joe SILVEIRA

YR	CLUB	GP	G	A	PTS	PPG	GW	PIM	—PLAYOFFS—			
									GP	G	A	PIM
82/83	Phx	47	7	9	16		0	14				
83/84	Phx	13	0	0	0		0	8				
2-season total		60	7	9	16		0	22				

SILVIO

YR	CLUB	GP	G	A	PTS	PPG	GW	PIM	—PLAYOFFS—			
									GP	G	A	PIM
81/82	KC	3	0	2	2			2				

Mark SIMANTON

YR	CLUB	GP	G	A	PTS	PPG	GW	PIM	—PLAYOFFS—				
									GP	G	A	PIM	
82/83	Chi S	28	5	11	16		0	1	4	3	3	1	2

Dragan SIMIC

YR	CLUB	GP	G	A	PTS	PPG	GW	PIM	—PLAYOFFS—				
									GP	G	A	PIM	
81/82	NY	24	7	9	16		1	1	4				
82/83	NY	39	11	18	29		2	3	6	3	1	1	0
83/84	NY	42	15	17	32		5	0	8	4	1	3	2
3-season total		105	33	44	77		8	4	18	7	2	4	2

Cliff SIMMONS

YR	CLUB	GP	G	A	PTS	PPG	GW	PIM	—PLAYOFFS—			
									GP	G	A	PIM
78/79	Phila	23	6	10	16		2	10				

Tony SIMOES

YR	CLUB	GP	G	A	PTS	PPG	GW	PIM	—PLAYOFFS—			
									GP	G	A	PIM
79/80	Det	2	0	2	2			0				
80/81	Chi H	20	7	25	32		1	4	3	0	0	0
81/82	KC	3	0	0	0			2				
3-season total		25	7	27	34		1	6	3	0	0	0

Jim SINCLAIR

YR	CLUB	GP	G	A	PTS	PPG	GW	PIM	—PLAYOFFS—				
									GP	G	A	PIM	
79/80	Buff	32	6	2	8			1	8	1	1	0	0
80/81	Buff	40	10	11	21			34	2	0	2	0	
81/82	Buff	43	11	16	27			4	3	0	1	0	
82/83	Buff	36	3	6	9		0	1	8				
83/84	Tac	48	10	11	21		0	0	18				
5-season total		199	40	46	86		0	2	72	6	1	3	0

Roy SINCLAIR

YR	CLUB	GP	G	A	PTS	PPG	GW	PIM	—PLAYOFFS—			
									GP	G	A	PIM
78/79	Cleve	24	10	14	24		5	8				
79/80	Cleve	28	8	11	19		2	14				
80/81	Cleve	10	4	4	8			15				
80/81	Phila	4	0	0	0			2				
1980-81		14	4	4	8			17				
3-season total		66	22	29	51		7	39				

Peter SKOURAS

YR	CLUB	GP	G	A	PTS	PPG	GW	PIM	—PLAYOFFS—			
									GP	G	A	PIM
82/83	SD	8	1	0	1		0	0				

Derek SMETHURST

YR	CLUB	GP	G	A	PTS	PPG	GW	PIM	—PLAYOFFS—				
									GP	G	A	PIM	
81/82	Mem	33	35	13	48		9	3	4	2	2	0	0

John SMILLIE

YR	CLUB	GP	G	A	PTS	PPG	GW	PIM	—PLAYOFFS—				
									GP	G	A	PIM	
78/79	Cinn	20	14	17	31		1	3	10	1	2	0	0
80/81	SF	32	6	11	17		3	6					
2-season total		52	20	28	48		4	3	16	1	2	0	0

Bobby SMITH

YR	CLUB	GP	G	A	PTS	PPG	GW	PIM	—PLAYOFFS—			
									GP	G	A	PIM
79/80	Phila	24	1	2	3			48				

Gordon SMITH

YR	CLUB	GP	G	A	PTS	PPG	GW	PIM	—PLAYOFFS—			
									GP	G	A	PIM
83/84	Phx	13	1	0	1		0	0				

MISL PLAYER REGISTER

Henry SOSNICA

YR	CLUB	GP	G	A	PTS	PPG	GW	PIM
82/83	Mem	38	7	4	11	1	1	14

—PLAYOFFS—

GP	G	A	PIM

Derek SPALDING

YR	CLUB	GP	G	A	PTS	PPG	GW	PIM
82/83	Chi S	21	8	4	12	2	0	12

—PLAYOFFS—

GP	G	A	PIM

Bob SPIELMANN

YR	CLUB	GP	G	A	PTS	PPG	GW	PIM
78/79	Cinn	1	0	0	0			0

—PLAYOFFS—

GP	G	A	PIM

Craig STAHL

YR	CLUB	GP	G	A	PTS	PPG	GW	PIM
81/82	KC	12	6	0	6	1	2	6
82/83	KC	11	1	4	5	0	0	2
83/84	KC	13	3	1	4	1	0	2

—PLAYOFFS—

GP	G	A	PIM

3-season total 36 10 5 15 2 2 10

Mark STAHL

YR	CLUB	GP	G	A	PTS	PPG	GW	PIM
78/79	Hous	23	6	3	9			12
79/80	Pitts	11	0	1	1			9

—PLAYOFFS—

GP	G	A	PIM
1	0	0	2
2	0	0	0

2-season total 34 6 4 10 0 0 21

Jim STAMATIS

YR	CLUB	GP	G	A	PTS	PPG	GW	PIM
81/82	Denv	22	12	5	17	3	2	6

—PLAYOFFS—

GP	G	A	PIM

Stan STAMENKOVIC

YR	CLUB	GP	G	A	PTS	PPG	GW	PIM
81/82	Mem	36	46	47	93	3	4	8
82/83	Mem	41	55	65	120	5	3	9
83/84	Balt	46	34	63	97	5	4	10

—PLAYOFFS—

GP	G	A	PIM
2	2	0	0
12	13	20	6

3-season total 123 135 175 310 13 11 27

Roman STANKO

YR	CLUB	GP	G	A	PTS	PPG	GW	PIM
78/79	Phila	19	0	3	3			2

—PLAYOFFS—

GP	G	A	PIM
3	0	0	0

Mike STANKOVIC

YR	CLUB	GP	G	A	PTS	PPG	GW	PIM
81/82	Balt	33	13	7	20	2		31
82/83	Balt	36	16	15	31	1	2	42
83/84	Balt	19	12	7	19	1	2	14

—PLAYOFFS—

GP	G	A	PIM
5	2	1	8
10	1	4	8
11	9	3	13

3-season total 88 41 29 70 4 4 87

Andy STANTON

YR	CLUB	GP	G	A	PTS	PPG	GW	PIM
80/81	SF	33	10	8	18	1		34

—PLAYOFFS—

GP	G	A	PIM

John STAVROPOULOS

YR	CLUB	GP	G	A	PTS	PPG	GW	PIM
80/81	Phila	1	0	0	0			0

—PLAYOFFS—

GP	G	A	PIM

Jim STEELE

YR	CLUB	GP	G	A	PTS	PPG	GW	PIM
79/80	Pitts	2	1	2	3	1		7

—PLAYOFFS—

GP	G	A	PIM

Bob STEINBERG

YR	CLUB	GP	G	A	PTS	PPG	GW	PIM
81/82	Phila	2	0	0	0			0

—PLAYOFFS—

GP	G	A	PIM

Blaz STIMAC

YR	CLUB	GP	G	A	PTS	PPG	GW	PIM
78/79	Cleve	17	8	6	14			0

—PLAYOFFS—

GP	G	A	PIM

Peter STIPANCIK

YR	CLUB	GP	G	A	PTS	PPG	GW	PIM
83/84	Tac	2	1	0	1	0	0	0

—PLAYOFFS—

GP	G	A	PIM

Ruben STIVAN

YR	CLUB	GP	G	A	PTS	PPG	GW	PIM
83/84	Buff	5	0	0	0	0	0	2

—PLAYOFFS—

GP	G	A	PIM

Mike STOJANOVIC

YR	CLUB	GP	G	A	PTS	PPG	GW	PIM
79/80	Hart	9	1	1	2	1		2

—PLAYOFFS—

GP	G	A	PIM

John STREMLAU

YR	CLUB	GP	G	A	PTS	PPG	GW	PIM
78/79	Hous	24	16	21	37	4	1	4
79/80	Hous	32	23	25	48	5	5	6
80/81	StL	40	11	22	33	6	1	8
81/82	StL	43	5	6	11	1	1	2
82/83	StL	43	5	8	13	0	0	6
83/84	KC	39	9	9	18	3	1	4

—PLAYOFFS—

GP	G	A	PIM
1	0	0	0
3	0	2	0
4	0	0	0
10	1	3	2
1	0	0	0
5	1	2	0

6-season total 221 69 91 160 19 9 30

24 2 7 2

Gene STRENICER

YR	CLUB	GP	G	A	PTS	PPG	GW	PIM
79/80	NY	30	5	17	22			12
80/81	NY	34	4	6	10		1	16
81/82	NY	44	7	8	15	1	1	0
82/83	Phx	47	3	9	12	0	0	20
83/84	Phx	36	3	5	8	0	0	4

—PLAYOFFS—

GP	G	A	PIM
3	1	2	4
5	0	1	0
10	1	2	2
0	0	0	0
0	0	0	4

5-season total 191 22 45 67 1 2 52

14 2 5 6

David STRIDE

YR	CLUB	GP	G	A	PTS	PPG	GW	PIM
81/82	Cleve	14	0	4	4			12

—PLAYOFFS—

GP	G	A	PIM

Jose SUAREZ

YR	CLUB	GP	G	A	PTS	PPG	GW	PIM
82/83	Phx	16	1	0	1	0	0	10

—PLAYOFFS—

GP	G	A	PIM

Tony SUAREZ

YR	CLUB	GP	G	A	PTS	PPG	GW	PIM
81/82	Cleve	8	4	2	6			6
82/83	Cleve	1	0	0	0	0	0	0

—PLAYOFFS—

GP	G	A	PIM

2-season total 9 4 2 6 0 0 6

Steve SULLIVAN

YR	CLUB	GP	G	A	PTS	PPG	GW	PIM
80/81	StL	10	2	1	3			0

—PLAYOFFS—

GP	G	A	PIM

Damir SUTEVSKI

YR	CLUB	GP	G	A	PTS	PPG	GW	PIM
78/79	NY	12	13	7	20	2	0	0
79/80	NY	30	32	26	58	2	3	8
80/81	NY	40	21	15	36	3	1	15
82/83	Phx	45	27	22	49	5	2	18
83/84	Phx	43	26	23	49	4	0	30

—PLAYOFFS—

GP	G	A	PIM
----	---	---	-----

MISL PLAYER REGISTER

Alan TAYLOR

YR	CLUB	GP	G	A	PTS	PPG	GW	PIM	—PLAYOFFS—			
									GP	G	A	PIM
83/84	Tac	2	0	0	0	0	0	0				

Stan TERLECKI

YR	CLUB	GP	G	A	PTS	PPG	GW	PIM	—PLAYOFFS—			
									GP	G	A	PIM
81/82	Pitts	43	74	43	117	9	7	27	3	3	2	7
82/83	Pitts	45	65	40	105	10	4	34				
2-season total		88	139	83	222	19	11	61	3	3	2	7

Kevin TERRY

YR	CLUB	GP	G	A	PTS	PPG	GW	PIM	—PLAYOFFS—			
									GP	G	A	PIM
79/80	Cleve	17	1	0	1			2				
80/81	Cleve	35	2	1	3		1	0	3	0	0	0
81/82	Cleve	33	9	3	12			0				
3-season total		85	12	4	16		1	2	3	0	0	0

Antonio TEXEIRA

YR	CLUB	GP	G	A	PTS	PPG	GW	PIM	—PLAYOFFS—			
									GP	G	A	PIM
79/80	Buff	8	0	0	0			4				

Max THOMPSON

YR	CLUB	GP	G	A	PTS	PPG	GW	PIM	—PLAYOFFS—			
									GP	G	A	PIM
83/84	Balt	4	2	3	5	0	0	2	12	3	2	14

Lawrence TIERNEY

YR	CLUB	GP	G	A	PTS	PPG	GW	PIM	—PLAYOFFS—			
									GP	G	A	PIM
81/82	Phx	40	4	11	15		3	12				
82/83	Phx	6	0	0	0	0	0	0				
82/83	GB	16	0	3	3	0	0	8				
	1982-83	22	0	3	3	0	0	8				
83/84	Tac	3	0	0	0	0	0	0				
3-season total		65	4	14	18	0	3	20				

George TIGER

YR	CLUB	GP	G	A	PTS	PPG	GW	PIM	—PLAYOFFS—			
									GP	G	A	PIM
82/83	Pitts	39	14	10	24	0	1	8				
83/84	Pitts	30	4	6	10	0	1	4				
2-season total		69	18	16	34	0	2	12				

Brian TINNIION

YR	CLUB	GP	G	A	PTS	PPG	GW	PIM	—PLAYOFFS—			
									GP	G	A	PIM
80/81	Wich	21	7	8	15	1		2				

Jorge TITOLO

YR	CLUB	GP	G	A	PTS	PPG	GW	PIM	—PLAYOFFS—			
									GP	G	A	PIM
81/82	Buff	2	0	0	0			0				

Don TOBIN

YR	CLUB	GP	G	A	PTS	PPG	GW	PIM	—PLAYOFFS—			
									GP	G	A	PIM
80/81	Wich	32	10	4	14			10	4	2	3	0
81/82	Wich	39	7	11	18		2	8	0	0	0	0
82/83	LA	48	30	29	59	3	1	6				
83/84	LA	42	20	15	35	0	1	2				
4-season total		161	67	59	126	3	4	26	4	2	3	0

Jean-Pierre TOKOTO

YR	CLUB	GP	G	A	PTS	PPG	GW	PIM	—PLAYOFFS—			
									GP	G	A	PIM
81/82	Phila	11	8	6	14			0				

Paul TOOMEY

YR	CLUB	GP	G	A	PTS	PPG	GW	PIM	—PLAYOFFS—			
									GP	G	A	PIM
79/80	Hart	32	1	7	8			38				
80/81	Hart	25	6	5	11			8				
81/82	Pitts	42	5	14	19		1	16	3	0	0	0
82/83	Pitts	43	5	4	9	0	0	28				
83/84	Pitts	12	0	2	2	0	0	0				
5-season total		154	17	32	49	0	1	90	3	0	0	0

Adam TOPOLSKI

YR	CLUB	GP	G	A	PTS	PPG	GW	PIM	—PLAYOFFS—			
									GP	G	A	PIM
82/83	Pitts	45	11	11	22	3	2	14				
83/84	Pitt	30	13	17	30	2	2	16	4	0	3	2
2-season total		75	24	28	52	5	4	30	4	0	3	2

Tony TOWERS

YR	CLUB	GP	G	A	PTS	PPG	GW	PIM	—PLAYOFFS—			
									GP	G	A	PIM
83/84	Tac	26	4	14	18	1	0	14				

Keith TOZER

YR	CLUB	GP	G	A	PTS	PPG	GW	PIM	—PLAYOFFS—			
									GP	G	A	PIM
78/79	Cinn	23	4	3	7			2				
79/80	Hart	11	3	2	5			4				
80/81	Hart	37	6	11	17	1		15				
81/82	Pitts	22	2	2	4		1	4	1	0	0	0
82/83	Pitts	40	4	8	12	0	0	20				
83/84	Pitts	23	2	4	6	0	0	8	1	0	0	0
6-season total		156	21	30	51	1	1	53	3	0	0	0

Stojan TRICKOVIC

YR	CLUB	GP	G	A	PTS	PPG	GW	PIM	—PLAYOFFS—			
									GP	G	A	PIM
79/80	Pitts	22	7	12	19		2	2	3	0	0	0

AI TROST

YR	CLUB	GP	G	A	PTS	PPG	GW	PIM	—PLAYOFFS—			
									GP	G	A	PIM
79/80	NY	27	3	6	9			0	3	0	1	0

Fonda TSIRONIS

YR	CLUB	GP	G	A	PTS	PPG	GW	PIM	—PLAYOFFS—			
									GP	G	A	PIM
79/80	Det	13	3	0	3			0				

Val TUKSA

YR	CLUB	GP	G	A	PTS	PPG	GW	PIM	—PLAYOFFS—			
									GP	G	A	PIM
79/80	NY	32	11	9	20	2		12	3	2	3	2
80/81	NY	40	9	20	29	1	1	10	5	2	2	2
81/82	NY	44	12	21	33	1	1	18	10	1	5	8
82/83	NY	46	13	27	40	1	1	26	3	0	2	0
83/84	NY	46	13	15	28	2	2	34	4	0	1	2
5-season total		208	58	92	150	7	5	100	25	5	13	14

Mike TWELLMAN

YR	CLUB	GP	G	A	PTS	PPG	GW	PIM	—PLAYOFFS—			
									GP	G	A	PIM
82/83	Chi S	26	2	4	6	0	0	2				

Tim TWELLMAN

YR	CLUB	GP	G	A	PTS	PPG	GW	PIM	—PLAYOFFS—			
									GP	G	A	PIM
82/83	Chi S	44	13	20	33	3	3	24	3	1	2	4
83/84	KC	25	5	12	17	0	2	14	1	0	0	0
2-season total		69	18	32	50	3	5	38	4	1	2	4

John TYMA

YR	CLUB	GP	G	A	PTS	PPG	GW	PIM	—PLAYOFFS—			
									GP	G	A	PIM
82/83	Chi S	23	1	2	3	0	0	0				

Tim TYMA

YR	CLUB	GP	G	A	PTS	PPG	GW	PIM	—PLAYOFFS—			
									GP	G	A	PIM
81/82	KC	4	0	0	0			0				

George UKOVSKI

YR	CLUB	GP	G	A	PTS	PPG	GW	PIM	—PLAYOFFS—			
									GP	G	A	PIM
83/84	NY	39	11	9	20	0	1	14	4	3	1	6

Joe ULRICH

YR	CLUB	GP	G
----	------	----	---

MISL PLAYER REGISTER

Mike UREMOVICH

YR	CLUB	GP	G	A	PTS	PPG	GW	PIM	—PLAYOFFS—			
									GP	G	A	PIM
80/81	NY	33	2	4	6		1	12	5	0	2	0
83/84	Phx	47	5	11	16	0	2	16				
2-season total		80	7	15	22	0	3	28	5	0	2	0

Tony VACCARO

YR	CLUB	GP	G	A	PTS	PPG	GW	PIM	—PLAYOFFS—			
									GP	G	A	PIM
78/79	Hous	21	8	4	12	1		2				
79/80	Hous	28	3	2	5			6	3	0	0	0
80/81	Denv	13	4	2	6		1	0	0	0	0	0
3-season total		62	15	8	23	1	1	8	3	0	0	0

Jan VAN DER VEEN

YR	CLUB	GP	G	A	PTS	PPG	GW	PIM	—PLAYOFFS—			
									GP	G	A	PIM
81/82	Phx	20	20	10	30	5		10				
83/84	Wich	40	16	18	34	7	0	16	7	6	4	4
2-season total		60	36	28	64	12	0	26	7	6	4	4

Denny VANINGER

YR	CLUB	GP	G	A	PTS	PPG	GW	PIM	—PLAYOFFS—			
									GP	G	A	PIM
80/81	StL	9	7	3	10	3		6				
82/83	StL	1	0	0	0	0	0	0				
2-season total		10	7	3	10	3	0	6				

Ossie VASQUEZ

YR	CLUB	GP	G	A	PTS	PPG	GW	PIM	—PLAYOFFS—			
									GP	G	A	PIM
78/79	Hous	5	1	0	1			0				

Alex VAYMAN

YR	CLUB	GP	G	A	PTS	PPG	GW	PIM	—PLAYOFFS—			
									GP	G	A	PIM
82/83	Chi S	4	0	0	0	0	0	0				

Julie VEESE

YR	CLUB	GP	G	A	PTS	PPG	GW	PIM	—PLAYOFFS—			
									GP	G	A	PIM
79/80	NY	26	29	35	64	6	3	10	3	5	3	0
82/83	SD	37	57	53	110	4	6	34	10	12	19	2
2-season total		63	86	88	174	10	9	44	13	17	22	2

Sergio VELAZQUEZ

YR	CLUB	GP	G	A	PTS	PPG	GW	PIM	—PLAYOFFS—			
									GP	G	A	PIM
80/81	Phx	7	1	0	1			0				

Roger VERDI

YR	CLUB	GP	G	A	PTS	PPG	GW	PIM	—PLAYOFFS—			
									GP	G	A	PIM
80/81	Phx	38	2	4	6			21	3	0	1	0

John VICTOR

YR	CLUB	GP	G	A	PTS	PPG	GW	PIM	—PLAYOFFS—			
									GP	G	A	PIM
80/81	Cleve	21	2	4	6			10				
81/82	Cleve	36	9	16	25		1	26	2	1	1	2
82/83	Cleve	28	7	9	16	0	2	16	4	2	1	0
83/84	Cleve	36	10	0	10	0	2	12	2	0	0	0
4-season total		121	28	29	57	0	5	64	8	3	2	2

Raymond VIGLIOTTI

YR	CLUB	GP	G	A	PTS	PPG	GW	PIM	—PLAYOFFS—			
									GP	G	A	PIM
79/80	NY	7	0	1	1			0				
80/81	NY	25	2	1	3			2				
81/82	Balt	16	2	3	5		1	2				
82/83	Wich	14	1	1	2	0	0	2				
83/84	NY	18	2	2	4	0	0	4	1	0	0	0
5-season total		80	7	8	15	0	1	10	1	0	0	0

Greg VILLA

YR	CLUB	GP	G	A	PTS	PPG	GW	PIM	—PLAYOFFS—			
									GP	G	A	PIM
80/81	StL	18	4	4	8	1		4	4	3	5	0
81/82	StL	25	26	12	38		1	2	10	7	9	4
82/83	KC	44	24	13	37	2	4	12	2	2	0	0
83/84	KC	7	2	4	6	0	0	0	4	0	1	0
4-season total		94	56	33	89	3	5	18	20	12	15	4

Frank VIZCARRA

YR	CLUB	GP	G	A	PTS	PPG	GW	PIM	—PLAYOFFS—			
									GP	G	A	PIM
80/81	Denv	15	6	2	8			4				
82/83	SD	9	2	0	2	0	0	0				
2-season total		24	8	2	10	0	0	4				

Gary VOGEL

YR	CLUB	GP	G	A	PTS	PPG	GW	PIM	—PLAYOFFS—			
									GP	G	A	PIM
81/82	NJ	40	7	7	14		1	8				
82/83	Cleve	17	2	2	4	0	1	2				
2-season total		57	9	9	18	0	2	10				

Scott VORST

YR	CLUB	GP	G	A	PTS	PPG	GW	PIM	—PLAYOFFS—			
									GP	G	A	PIM
79/80	StL	7	0	0	0			0				

Bob VOSMAER

YR	CLUB	GP	G	A	PTS	PPG	GW	PIM	—PLAYOFFS—			
									GP	G	A	PIM
82/83	Chi S	42	10	14	24	2	1	22	3	2	2	4
83/84	Pitts	36	10	15	25	0	1	6	4	0	1	4
2-season total		78	20	29	49	2	2	28	7	2	3	8

Chris VRANCENAU

YR	CLUB	GP	G	A	PTS	PPG	GW	PIM	—PLAYOFFS—			
									GP	G	A	PIM
83/84	Buff	2	1	0	1	1	0	0				

Nigel WALKER

YR	CLUB	GP	G	A	PTS	PPG	GW	PIM	—PLAYOFFS—			
									GP	G	A	PIM
82/83	SD	2	0	0	0	0	0	2				

Geoff WALL

YR	CLUB	GP	G	A	PTS	PPG	GW	PIM	—PLAYOFFS—			
									GP	G	A	PIM
83/84	Tac	44	4	3	7	0	0	0				

Keith WALLEY

YR	CLUB	GP	G	A	PTS	PPG	GW	PIM	—PLAYOFFS—			
									GP	G	A	PIM
79/80	Hart	12	1	1	2			6				

Tim WALTERS

YR	CLUB	GP	G	A	PTS	PPG	GW	PIM	—PLAYOFFS—			
									GP	G	A	PIM
80/81	Denv	37	32	22	54	8	4	6				
81/82	Denv	41	31	16	47	4	3	7	2	0	1	0
82/83	StL	42	18	10	28	1	3	8	3	3	0	0
83/84	StL	46	28	11	39	6	2	18	13	8	6	6
4-season total		166	109	59	168	19	12	39	18	11	7	6

Doug WARK

YR	CLUB	GP	G	A	PTS	PPG	GW	PIM	—PLAYOFFS—			
									GP	G	A	PIM
78/79	Cinn	22	29	16	45	8	4	17				
80/81	Balt	2	2	1	3	1		2				
80/81	SF	15	4	2	6		1	0				
1980-81		17	6	3	9	1	1	2				
2-season total		39	35	19	54	9	5	19				

Clyde WATSON

YR	CLUB	GP	G	A	PTS	PPG	GW	PIM	—PLAYOFFS—			
									GP	G	A	PIM
79/80	Phila	30	15	5	20	1		8				
80/81	Phila	30	5	3	8			8				
83/84	Wich	21	1	3	4	0	0	0	5	0	0	2
3-season total		81	21	11	32	1	0	16	5	0	0	2

MISL PLAYER REGISTER

Adrian WEBSTER

YR	CLUB	GP	G	A	PTS	PPG	GW	PIM	—PLAYOFFS—			
									GP	G	A	PIM
79/80	Pitts	28	3	6	9	1	1	19	3	0	1	0
80/81	Phx	17	0	2	2			8				
2-season total		45	3	8	11	1	1	27	3	0	1	0

Hans WEINER

YR	CLUB	GP	G	A	PTS	PPG	GW	PIM	—PLAYOFFS—			
									GP	G	A	PIM
82/83	Chi S	38	14	20	34	5	2	10	3	1	1	0

Art WELCH

YR	CLUB	GP	G	A	PTS	PPG	GW	PIM	—PLAYOFFS—			
									GP	G	A	PIM
79/80	Wich	11	4	3	7			4				

Kevin WELSH

YR	CLUB	GP	G	A	PTS	PPG	GW	PIM	—PLAYOFFS—			
									GP	G	A	PIM
81/82	Phila	16	0	1	1			2				

Steve WESTBROOK

YR	CLUB	GP	G	A	PTS	PPG	GW	PIM	—PLAYOFFS—			
									GP	G	A	PIM
81/82	Wich	22	0	1	1			0	2	0	0	2
82/83	Wich	22	1	0	1	4	0	2	6	0	0	0
2-season total		44	1	1	2	4	0	2	8	0	0	2

Tony WHELAN

YR	CLUB	GP	G	A	PTS	PPG	GW	PIM	—PLAYOFFS—			
									GP	G	A	PIM
81/82	Phila	42	1	7	8			10				

Gert WIECZORKOWSKI

YR	CLUB	GP	G	A	PTS	PPG	GW	PIM	—PLAYOFFS—			
									GP	G	A	PIM
82/83	SD	48	10	15	25	0	2	14	9	1	1	0

Ron WIGG

YR	CLUB	GP	G	A	PTS	PPG	GW	PIM	—PLAYOFFS—			
									GP	G	A	PIM
79/80	Cleve	10	5	3	8	1	1	2				

Dave WILLIAMSON

YR	CLUB	GP	G	A	PTS	PPG	GW	PIM	—PLAYOFFS—			
									GP	G	A	PIM
80/81	Balt	5	0	0	0			2				

Gregg WILLIN

YR	CLUB	GP	G	A	PTS	PPG	GW	PIM	—PLAYOFFS—			
									GP	G	A	PIM
82/83	Wich	43	7	6	13	1	0	20	6	2	2	0
83/84	Wich	48	12	3	15	0	3	18	7	2	3	8
2-season total		91	19	9	28	1	3	38	13	4	5	8

Jean WILLRICH

YR	CLUB	GP	G	A	PTS	PPG	GW	PIM	—PLAYOFFS—			
									GP	G	A	PIM
82/83	SD	41	18	26	44	1	3	2	10	7	5	2

Dieter WIMMER

YR	CLUB	GP	G	A	PTS	PPG	GW	PIM	—PLAYOFFS—			
									GP	G	A	PIM
80/81	Cleve	7	0	0	0			2				

Heinz WIRTZ

YR	CLUB	GP	G	A	PTS	PPG	GW	PIM	—PLAYOFFS—			
									GP	G	A	PIM
81/82	Balt	18	6	6	12	1	2	6	5	0	4	2
82/83	Balt	47	30	25	55	10	2	16	13	10	11	6
83/84	Balt	38	23	19	42	5	3	8	10	5	4	8
3-season total		103	59	50	109	16	7	30	28	15	19	16

Tim WITTMAN

YR	CLUB	GP	G	A	PTS	PPG	GW	PIM	—PLAYOFFS—			
									GP	G	A	PIM
81/82	Balt	13	1	0	1			0	1	0	0	0
83/84	Balt	40	20	13	33	0	3	8	9	0	0	2
2-season total		53	21	13	34	0	3	8	10	0	0	2

Ede WOLF

YR	CLUB	GP	G	A	PTS	PPG	GW	PIM	—PLAYOFFS—			
									GP	G	A	PIM
79/80	Det	16	17	8	25	7		12				

Ian WOOD

YR	CLUB	GP	G	A	PTS	PPG	GW	PIM	—PLAYOFFS—			
									GP	G	A	PIM
81/82	Wich	40	6	5	11	1	1	12	2	0	0	0

Rich WURDACK

YR	CLUB	GP	G	A	PTS	PPG	GW	PIM	—PLAYOFFS—			
									GP	G	A	PIM
80/81	Denv	30	6	4	10			12				
81/82	Denv	41	4	9	13			10	2	1	0	0
2-season total		71	10	13	23			22				

Rudy YBARRA

YR	CLUB	GP	G	A	PTS	PPG	GW	PIM	—PLAYOFFS—			
									GP	G	A	PIM
79/80	Hart	22	9	11	20	1	1	2				

Mark YEELES

YR	CLUB	GP	G	A	PTS	PPG	GW	PIM	—PLAYOFFS—			
									GP	G	A	PIM
78/79	Cleve	17	3	1	4			4				

John YOUNG

YR	CLUB	GP	G	A	PTS	PPG	GW	PIM	—PLAYOFFS—			
									GP	G	A	PIM
80/81	Denv	7	1	2	3			2				

John ZACHEIS

YR	CLUB	GP	G	A	PTS	PPG	GW	PIM	—PLAYOFFS—			
									GP	G	A	PIM
78/79	Cinn	24	3	18	21			12	1	0	0	0

Octavio ZAMBRANO

YR	CLUB	GP	G	A	PTS	PPG	GW	PIM	—PLAYOFFS—			
									GP	G	A	PIM
82/83	LA	17	1	7	8	0	0	15				

Carlos ZAVALETA

YR	CLUB	GP	G	A	PTS	PPG	GW	PIM	—PLAYOFFS—			
									GP	G	A	PIM
80/81	Phx	24	3	4	7			8	3	1	1	2
81/82	Phx	16	1	1	2			2				
2-season total		40	4	5	9			10	3	1	1	2

Nino ZEC

YR	CLUB	GP	G	A	PTS	PPG	GW	PIM	—PLAYOFFS—			
									GP	G	A	PIM
79/80	Pitts	6	0	2	2			2				

ZemARIA (Alberto Alves)

YR	CLUB	GP	G	A	PTS	PPG	GW	PIM	—PLAYOFFS—			
									GP	G	A	PIM
83/84	Balt	3	0	1	1	0	0	2				

ZEQIHNA

YR	CLUB	GP	G	A	PTS	PPG	GW	PIM	—PLAYOFFS—			
									GP	G	A	PIM
79/80	Det	22	20	10	30	2	2	4	1	1	1	0
83/84	Tac	10	6	3	9	3	3	0				
2-season total		32	26	13	39	5	5	4	1	1	1	0

Micky ZIVALJEVIC

YR	CLUB	GP	G	A	PTS	PPG	GW	PIM	—PLAYOFFS—			
									GP	G	A	PIM
82/83	NY	4	0	1	1	0	0	0				
83/84	KC	1	0	0	0	0	0	0				
2-season total		5	0	1	1	0	0	0				

Kia ZOLGHARNAIN

YR	CLUB	GP	G	A	PTS	PPG	GW	PIM	—PLAYOFFS—			
									GP	G	A	PIM
83/84	Phx	15	4	1	5	0	0	2				

Steve ZUNGUL

YR	CLUB	GP	G	A	PTS	PPG	GW	PIM	—PLAYOFFS—			
									GP	G	A	PIM
78/79	NY	18	43	25	68	2	7	4	3	15	4	2
7												

MISL PLAYER REGISTER

GOALKEEPERS

Gary ALLISON

YR	CLUB	GP	MIN	SH	SV	GA	AVG	W-L	PTS	PIM
79/80	Cleve	25	786	632	246	83	6.34	4-10	1	8
80/81	Chi H	25	1509	1339	445	124	4.93	11-14	1	18
81/82	Pitts	20	1038	784	310	92	5.32	11-6	0	18
82/83	LA	12	585	287	147	64	6.56	0-10	0	4
83/84	Buff	13	725	358	161	57	4.72	3-7	2	8
5-season total		95	4643	3400	1309	420	5.43	29-47	2	56

Playoffs

1982	Pitts	1	65	72	28	6	5.56	0-1	0	2
------	-------	---	----	----	----	---	------	-----	---	---

Aly ANDERSON

YR	CLUB	GP	MIN	SH	SV	GA	AVG	W-L	PTS	PIM
80/81	Denv	10	506	435	148	38	4.51	4-4	0	0
81/82	Denv	32	1785	1322	526	143	4.81	13-18	4	4
2-season total		42	2291	1757	674	181	4.74	17-22	4	4

Playoffs

1982	Denv	2	119	116	35	11	5.56	0-2	0	0
------	------	---	-----	-----	----	----	------	-----	---	---

Alfredo ANHIELO

YR	CLUB	GP	MIN	SH	SV	GA	AVG	W-L	PTS	PIM
82/83	Phx	3	136	60	34	13	5.73	1-2	0	0

Pascal (Frenchy) ANTOINE

YR	CLUB	GP	MIN	SH	SV	GA	AVG	W-L	PTS	PIM
80/81	Denv	13	698	538	232	56	4.81	7-5	1	2
81/82	Denv	18	881	706	282	60	4.09	6-7	3	4
2-season total		31	1579	1244	514	116	4.41	13-12	4	6

Peter ARNAUTOFF

YR	CLUB	GP	MIN	SH	SV	GA	AVG	W-L	PTS	PIM
79/80	Phila	4	125	93	40	16	7.69	0-1	0	0
80/81	Phila	2	22	24	7	4	10.81	0-0		
2-season total		6	147	117	47	20	8.16	0-1		

Mike BARCA

YR	CLUB	GP	MIN	SH	SV	GA	AVG	W-L	PTS	PIM
78/79	Cleve	10	352	272	100	28	4.77	3-4	0	2

John BARRETTA

YR	CLUB	GP	MIN	SH	SV	GA	AVG	W-L	PTS	PIM
82/83	Buff	5	223	121	52	26	6.99	2-2	0	2
83/84	Tac	34	1741	902	474	130	4.48	11-14	0	6
2-season total		39	1964	1023	526	156	4.77	13-16	0	8

Rich BRANDS

YR	CLUB	GP	MIN	SH	SV	GA	AVG	W-L	PTS	PIM
78/79	Cleve	13	533	481	170	71	7.99	1-8	0	4

Dan BRENNAN

YR	CLUB	GP	MIN	SH	SV	GA	AVG	W-L	PTS	PIM
78/79	Phila	6	238	195	63	34	8.56	1-3	1	0
Playoffs										
1979	Phila	2	87	60	34	16	11.03	0-1	0	0

Cliff BROWN

YR	CLUB	GP	MIN	SH	SV	GA	AVG	W-L	PTS	PIM
79/80	Cleve	28	1130	1002	377	95	5.04	8-10	0	14
80/81	Cleve	33	1680	1502	557	147	5.25	16-14	2	14
81/82	Wich	4	216	135	59	12	3.33	3-0	0	2
82/83	Wich	8	412	190	95	40	13.84	2-4	0	12
83/84	Tac	4	198	95	48	17	5.15	1-2	0	0
83/84	KC	4	169	99	42	15	5.33	1-2	0	2
83/84		8	367	194	90	32	5.23	2-4	0	2

5-season total		81	3805	3023	1178	326	5.14	31-32	2	44
----------------	--	----	------	------	------	-----	------	-------	---	----

Playoffs

1981	Cleve	3	188	128	52	12	3.83	1-2	0	2
1982	Wich	6	359	238	130	30	5.02	3-3	0	2

Playoff total		9	547	366	182	42	4.60	4-5	0	4
---------------	--	---	-----	-----	-----	----	------	-----	---	---

Frank BUCCI

YR	CLUB	GP	MIN	SH	SV	GA	AVG	W-L	PTS	PIM
78/79	Pitts	5	248	173	74	26	6.29	0-4	0	0
79/80	Pitts	1	5	3	3	1	12.05	0-0	0	0
80/81	Denv	18	913	750	306	92	6.04	5-12	0	7
3-season total		24	1166	926	383	119	6.13	5-16	0	7

Richard BUT

YR	CLUB	GP	MIN	SH	SV	GA	AVG	W-L	PTS	PIM
80/81	Hart	39	2262	1770	710	175	4.64	12-25	0	8
81/82	Mem	26	1277	1228	502	141	6.63	10-11	0	10
82/83	Mem	32	1724	981	489	159	5.53	12-17	2	6
83/84	Mem	23	1301	1001	320	116	5.35	9-13	2	2
4-season total		120	6564	4980	2021	591	5.40	43-66	4	26

Marine CANO

YR	CLUB	GP	MIN	SH	SV	GA	AVG	W-L	PTS	PIM
80/81	Cleve	18	585	459	170	48	4.92	5-4	0	6

Tony CHURSKY

YR	CLUB	GP	MIN	SH	SV	GA	AVG	W-L	PTS	PIM
83/84	Tac	18	919	470	245	69	4.50	5-7	0	4

Lou CIOFFI

YR	CLUB	GP	MIN	SH	SV	GA	AVG	W-L	PTS	PIM
81/82	NJ	2	80	66	27	7	5.26	0-1	0	2
81/82	Cleve	15	688	586	221	54	4.71	4-8	1	4
	1981-82	17	768	652	248	61	4.77	4-9	1	6
82/83	Cleve	2	108	52	25	19	10.55	0-2	0	0
2-season total		19	876	704	273	80		4-11	1	6

Playoffs

1983	Cleve	6	212	120	63	16	4.53	3-1	0	0
------	-------	---	-----	-----	----	----	------	-----	---	---

Paul COFFEE

YR	CLUB	GP	MIN	SH	SV	GA	AVG	W-L	PTS	PIM
81/82	Phila	32	1718	1162	488	149	5.21	7-23	0	4
82/83	Chi S	9	371	169	77	33	5.34	3-2	2	6
2-season total		41	2089	1331	565	182	5.23	10-25	2	10

Peter DAWSON

YR	CLUB	GP	MIN	SH	SV	GA	AVG	W-L	PTS	PIM
80/81	Denv	7	291	241	104	27	5.57	0-3	0	2

GP = Games Played; MIN = Minutes Played; SH = Shots Faced; AVG = Average per Game; GA = Goals Allowed; W-L = Won-Loss; PTS = Scoring Points; PIM = Penalty Minutes

MISL PLAYER REGISTER

Eric DELABAR

YR	CLUB	GP	MIN	SH	SV	GA	AVG	W-L	PTS	PIM
79/80	StL	12	498	381	150	44	5.30	5-5	0	0
80/81	StL	1	10	9	3	4	23.95	0-0	0	0
83/84	StL	2	107	51	30	12	6.73	0-2	0	0
3-season total		15	615	441	183	60	5.85	5-7	0	0

Enzo DiPEDE

YR	CLUB	GP	MIN	SH	SV	GA	AVG	W-L	PTS	PIM
78/79	NY	10	215	230	83	29	8.10	2-1	0	0
79/80	NY	11	169	134	56	24	8.51	2-0	1	2
80/81	Chi H	16	931	787	258	63	4.06	9-6	5	2
81/82	KC	32	1769	1266	636	154	5.22	7-21	2	6
82/83	KC	24	1361	643	293	109	4.80	12-12	2	6
83/84	KC	39	2180	1127	546	174	4.79	18-18	8	2
6-season total		132	6625	4187	1872	553	5.01	50-58	18	18

Playoffs

1979	NY	2	10	9	5	1	6.00	0-0	0	0
1981	Chi H	3	180	139	63	17	5.67	1-2	0	0
1983	KC	1	55	34	14	7	7.64	0-1	0	0
1984	KC	5	286	183	95	22	4.61	2-2	0	2

Playoff total		11	531	365	177	47	5.31	3-5	0	2
---------------	--	----	-----	-----	-----	----	------	-----	---	---

Mike DOWLER

YR	CLUB	GP	MIN	SH	SV	GA	AVG	W-L	PTS	PIM
80/81	Wich	28	1616	1270	589	111	4.12	16-12	2	8
81/82	Wich	37	2149	1453	695	162	4.52	22-14	0	2
82/83	Wich	42	2502	1130	582	203	4.87	25-17	5	2
83/84	Wich	46	2724	1192	618	196	4.32	25-21	2	6
4-season total		153	8991	5045	2484	672	4.48	88-64	9	18

Playoffs

1981	Wich	4	225	175	76	19	5.07	2-1	1	0
1983	Wich	6	357	176	97	33	5.55	2-4	1	0
1984	Wich	7	398	176	92	34	5.13	3-3	0	0

Playoff total		17	980	527	265	86	5.27	7-8	2	0
---------------	--	----	-----	-----	-----	----	------	-----	---	---

Meno DROEGMOELLER

YR	CLUB	GP	MIN	SH	SV	GA	AVG	W-L	PTS	PIM
79/80	Buff	3	70	51	14	11	9.43	1-1	0	2

Paul DUEKER

YR	CLUB	GP	MIN	SH	SV	GA	AVG	W-L	PTS	PIM
78/79	Cleve	1	30	24	8	7	14.00	0-1	0	2

Bart FARLEY

YR	CLUB	GP	MIN	SH	SV	GA	AVG	W-L	PTS	PIM
79/80	Det	8	202	128	56	24	7.12	0-2	0	0

Playoffs

1980	Det	1	12	12	4	3	15.00	0-1		
------	-----	---	----	----	---	---	-------	-----	--	--

Dieter FERNER

YR	CLUB	GP	MIN	SH	SV	GA	AVG	W-L	PTS	PIM
82/83	Chi S	24	1090	508	283	93	5.12	5-12	0	6

Sepp GANTENHAMMER

YR	CLUB	GP	MIN	SH	SV	GA	AVG	W-L	PTS	PIM
78/79	Pitts	7	344	302	139	43	7.50	1-5	0	6
79/80	Hous	14	801	555	209	59	4.42	8-5	0	0
80/81	Balt	33	1862	1186	501	130	4.19	17-14	6	18
81/82	Balt	20	960	647	280	87	5.44	9-5	1	10
83/84	Mem	1	60	30	16	10	10.00	0-1	0	0
5-season total		75	4027	2720	1145	329	4.90	35-30	7	34

Playoffs

1981	Balt	4	218	160	54	21	5.78	2-2	0	2
------	------	---	-----	-----	----	----	------	-----	---	---

Jim GORSEK

YR	CLUB	GP	MIN	SH	SV	GA	AVG	W-L	PTS	PIM
82/83	SD	5	151	99	56	19	7.54	1-0	1	0

Volkmar GROSS

YR	CLUB	GP	MIN	SH	SV	GA	AVG	W-L	PTS	PIM
82/83	SD	9	346	167	77	35	6.07	1-6	1	4

Skip GROSSMAN

YR	CLUB	GP	MIN	SH	SV	GA	AVG	W-L	PTS	PIM
79/80	Hous	1	11	9	3	2	10.93	0-0	0	0

Paul HAMMOND

YR	CLUB	GP	MIN	SH	SV	GA	AVG	W-L	PTS	PIM
78/79	Hous	17	1010	733	298	70	4.16	13-3	1	10
79/80	Hart	9	416	368	154	59	8.51	2-5	0	8
2-season total		26	1426	1101	452	129	5.43	15-8	1	18

Playoffs

1979	Hous	1	59	30	12	6	6.12	0-1		
------	------	---	----	----	----	---	------	-----	--	--

Woody HARTMAN

YR	CLUB	GP	MIN	SH	SV	GA	AVG	W-L	PTS	PIM
78/79	Phila	22	1237	967	439	120	5.82	10-10	2	10
79/80	Phila	9	422	309	140	42	5.97	4-2	1	11
80/81	Phila	11	495	384	164	50	6.06	3-6	0	10
3-season total		42	2154	1660	743	212	5.91	17-18	3	31

Playoffs

1979	Phila	2	93	78	31	10	6.45	1-1	0	0
------	-------	---	----	----	----	----	------	-----	---	---

Mike HEWITT

YR	CLUB	GP	MIN	SH	SV	GA	AVG	W-L	PTS	PIM
79/80	Hart	12	670	577	249	82	7.32	3-8	1	2
82/83	GB	17	913	501	265	103	6.78	5-10	5	4
2-season total		29	1583	1078	514	185	7.01	8-18	6	6

Brad HIGGS

YR	CLUB	GP	MIN	SH	SV	GA	AVG	W-L	PTS	PIM
80/81	Wich	10	383	292	120	39	6.11	2-3	0	2

Playoffs

1981	Wich	1	18	11	7	3	10.00	0-1	0	0
------	------	---	----	----	---	---	-------	-----	---	---

John HOUSKA

YR	CLUB	GP	MIN	SH	SV	GA	AVG	W-L	PTS	PIM
80/81	Cleve	4	158	110	45	13	4.94	0-1	0	0
81/82	Cleve	32	1652	1313	473	151	5.48	10-18	0	6
83/84	StL	1	58	21	6	8	8.28	0-1	0	4
3-season total		37	1868	1444	524	172	5.52	10-20	0	10

Playoffs

1981	Cleve	1	4	0	0	0	0.00	0-0	0	0
------	-------	---	---	---	---	---	------	-----	---	---

Slobo ILIJEVSKI

YR	CLUB	GP	MIN	SH	SV	GA	AVG	W-L	PTS	PIM
80/81	StL	33	1878	1720	786	146	4.66	21-11	4	10
81/82	StL	36	2103	1756	798	135	3.85	24-11	9	22
82/83	StL	43	2548	1115	699	175	4.12	23-19	4	16
83/84	StL	40	2336	1085	675	143	3.67	22-15	3	16
4-season total		152	8865	5676	2958	599	4.05	90-56	20	64

Playoffs

1981	StL	4	255	239	107	22	5.18	3-1	1	0
1982	StL	10	611	494	208	49	4.81	6-4	0	2
1983	StL	3	193	90	56	17	5.28	1-2	0	0
1984	StL	10	596	285	146	48	4.83	6-4	0	0

Playoff total		27	1655	1108	517	136	4.93	16-11	1	2
---------------	--	----	------	------	-----	-----	------	-------	---	---

GP = Games Played; MIN = Minutes Played; SH = Shots Faced; AVG = Average per Game; GA = Goals Allowed; W-L = Won-Loss; PTS = Scoring Points; PIM = Penalty Minutes

MISL PLAYER REGISTER

Bill IRWIN

YR	CLUB	GP	MIN	SH	SV	GA	AVG	W-L	PTS	PIM
82/83	GB	27	1524	722	330	136	5.35	8-17	5	6

Radmilo IVANCEVIC

YR	CLUB	GP	MIN	SH	SV	GA	AVG	W-L	PTS	PIM
82/83	Cleve	17	845	493	243	72	5.11	8-6	2	12

Mike IVANOW

YR	CLUB	GP	MIN	SH	SV	GA	AVG	W-L	PTS	PIM
79/80	Wich	14	792	511	269	70	5.30	6-6	0	2

Matt KENNEDY

YR	CLUB	GP	MIN	SH	SV	GA	AVG	W-L	PTS	PIM
79/80	Phila	13	698	464	191	73	6.28	5-8	0	6
80/81	Phila	1	31	19	6	1	1.92	1-0	0	0

2-season total		14	729	483	197	74	6.09	6-8	0	6
----------------	--	----	-----	-----	-----	----	------	-----	---	---

Rick KESSEL

YR	CLUB	GP	MIN	SH	SV	GA	AVG	W-L	PTS	PIM
78/79	Cinn	1	3	2	1	1	20.00	0-0	0	0

Tom LYTLE

YR	CLUB	GP	MIN	SH	SV	GA	AVG	W-L	PTS	PIM
80/81	Phx	4	160	88	54	15	5.62	2-1	0	4

Jan MADSEN

YR	CLUB	GP	MIN	SH	SV	GA	AVG	W-L	PTS	PIM
83/84	Wich	3	70	29	18	10	8.57	0-1	0	2

Mike MAHONEY

YR	CLUB	GP	MIN	SH	SV	GA	AVG	W-L	PTS	PIM
82/83	LA	12	510	246	127	56	6.58	0-8	0	6
83/84	LA	42	2390	1061	556	172	4.32	19-18	2	16

2-season total		54	2900	1307	683	228	4.72	19-26	2	22
----------------	--	----	------	------	-----	-----	------	-------	---	----

Playoffs

1984	LA	3	169	72	34	14	4.97	1-2	0	0
------	----	---	-----	----	----	----	------	-----	---	---

Scott MANNING

YR	CLUB	GP	MIN	SH	SV	GA	AVG	W-L	PTS	PIM
79/80	Buff	26	1009	762	306	98	5.82	8-6	2	6
80/81	Buff	29	1380	942	375	112	4.87	13-12	5	2
81/82	Phx	24	1181	873	341	113	5.74	7-15	1	4
82/83	Balt	19	875	369	207	72	4.96	7-9	2	8
83/84	Balt	28	1552	754	371	104	4.02	18-8	2	10

5-season total		126	5997	3700	1600	499	4.99	53-50	12	30
----------------	--	-----	------	------	------	-----	------	-------	----	----

Playoffs

1980	Buff	1	56	35	11	5		0-1	0	0
1981	Buff	2	94	93	37	8		0-1	0	0
1983	Balt	6	218	124	62	17	4.68	3-0	1	0
1984	Balt	9	500	288	164	31	3.72	8-0	3	2

Playoff total		18	868	540	274	61	4.23	11-2	4	2
---------------	--	----	-----	-----	-----	----	------	------	---	---

Pete MANNOS

YR	CLUB	GP	MIN	SH	SV	GA	AVG	W-L	PTS	PIM
78/79	Pitts	16	880	715	311	102	6.95	5-9	3	14
79/80	Pitts	16	583	514	204	72	7.41	3-5	0	2
80/81	Buff	1	21	12	4	0	0.00	1-0	0	0

3-season total		33	1484	1241	519	174	7.04	9-14	3	16
----------------	--	----	------	------	-----	-----	------	------	---	----

Playoffs

1980	Pitts	3	167	142	65	17	6.11	1-2	0	0
------	-------	---	-----	-----	----	----	------	-----	---	---

Jan MATYSEK

YR	CLUB	GP	MIN	SH	SV	GA	AVG	W-L	PTS	PIM
80/81	Phila	5	163	133	49	17	6.25	0-1	0	0

Paul MAXI

YR	CLUB	GP	MIN	SH	SV	GA	AVG	W-L	PTS	PIM
81/82	Buff	32	1538	1026	450	146	5.70	14-13	2	22
83/84	Buff	10	489	240	113	42	5.15	2-5	0	4

2-season total		42	2027	1266	563	188	5.56	16-18	2	26
----------------	--	----	------	------	-----	-----	------	-------	---	----

Playoffs

1982	Buff	1	60	50	20	10	10.00	0-1	0	0
------	------	---	----	----	----	----	-------	-----	---	---

Jim MAY

YR	CLUB	GP	MIN	SH	SV	GA	AVG	W-L	PTS	PIM
78/79	Cleve	12	529	409	168	53	6.01	1-6	1	10
79/80	Buff	21	844	662	281	88	6.25	8-8	1	14
80/81	Buff	23	1012	829	321	89	5.28	6-8	1	16
81/82	Buff	26	1091	744	319	94	5.17	10-6	0	14
82/83	Buff	19	892	452	236	85	5.70	5-10	0	12
83/84	Buff	1	15	10	8	1	4.00	0-0	0	0

6-season total		102	4381	3106	1333	410	5.62	30-38	3	66
----------------	--	-----	------	------	------	-----	------	-------	---	----

Playoffs

1981	Buff	1	26	13	5	3	6.93	0-0	0	0
1982	Buff	2	126	88	27	12	5.71	1-1	0	0

Playoff total		3	152	101	32	15	5.93	1-1	0	0
---------------	--	---	-----	-----	----	----	------	-----	---	---

Alan MAYER

YR	CLUB	GP	MIN	SH	SV	GA	AVG	W-L	PTS	PIM
79/80	Pitts	17	952	758	310	77	4.85	13-4	1	14
81/82	NJ	27	1527	1101	471	116	4.56	8-16	1	14
82/83	SD	43	2407	1116	560	172	4.29	30-10	4	10

3-season total		87	4886	2975	1078	365	4.48	51-30	6	38
----------------	--	----	------	------	------	-----	------	-------	---	----

Playoffs

1983	SD	10	587	275	115	28	2.86	8-2	1	0
------	----	----	-----	-----	-----	----	------	-----	---	---

Roy MESSING

YR	CLUB	GP	MIN	SH	SV	GA	AVG	W-L	PTS	PIM
78/79	Cinn	10	206	166	79	22	6.41	1-1	1	0
79/80	Hart	15	782	638	251	90	6.91	1-12	0	2
80/81	SF	23	1073	956	457	111	6.21	3-16	0	6
82/83	NY	1	1	1	1	1	60.00	0-0	0	0

4-season total		49	2062	1761	788	224	6.52	5-29	1	8
----------------	--	----	------	------	-----	-----	------	------	---	---

Playoffs

1979	Cinn	1	5	3	3	1	12.50	0-0	0	0
------	------	---	---	---	---	---	-------	-----	---	---

Shep MESSING

YR	CLUB	GP	MIN	SH	SV	GA	AVG	W-L	PTS	PIM
78/79	NY	22	1236	1078	502	107	5.19	14-7	3	16
79/80	NY	32	1754	1392	573	151	5.17	25-5	9	19
80/81	NY	27	1411	1019	482	103	4.38	21-3	1	12
81/82	NY	27	1652	1012	461	125	4.54	21-6	1	8
82/83	NY	24	1361	518	296	113	4.98	12-10	1	8
83/84	NY	31	1604	777	369	167	6.25	11-18	2	8

6-season total		163	9018	5796	2683	766	5.10	104-49	17	71
----------------	--	-----	------	------	------	-----	------	--------	----	----

Playoffs

1979	NY	3	170	155	80	15		3-0	2	2
1980	NY	3	180	115	50	10		3-0		
1981	NY	4	230	219	97	21		3-1	1	
1982	NY	5	320	221	93	31	58.2	3-2	1	0
1983	NY	3	85	30	17	10	7.04	1-0	0	0
1984	NY	2	111	64	27	20	10.81	1-1	0	4

Playoff total		20	1096	804	364	107	5.86	14-4	4	6
---------------	--	----	------	-----	-----	-----	------	------	---	---

GP = Games Played; MIN = Minutes Played; SH = Shots Faced; AVG = Average per Game; GA = Goals Allowed; W-L = Won-Loss; PTS = Scoring Points; PIM = Penalty Minutes

MISL PLAYER REGISTER

Bill MISHALOW

YR	CLUB	GP	MIN	SH	SV	GA	AVG	W-L	PTS	PIM
79/80	Pitts	10	378	346	149	41	6.51	2-5	0	4
81/82	Mem	27	1402	1259	550	129	5.52	10-13	1	8
82/83	Mem	22	1168	650	344	111	5.70	7-12	0	4
83/84	Mem	28	1618	814	396	156	5.78	9-16	4	2
4-season total		87	4494	3069	1439	437	5.83	29-46	5	18
<i>Playoffs</i>										
1980	Pitts	1	12	9	3	2	10.00	0-0	0	0
1982	Mem	3	180	137	76	21	7.00	1-2	1	0
Playoff total		4	192	146	79	23	7.19	1-2	1	0

Peter MOWLIK

YR	CLUB	GP	MIN	SH	SV	GA	AVG	W-L	PTS	PIM
83/84	Pitts	24	1387	608	288	94	4.07	16-7	3	4
<i>Playoffs</i>										
1984	Pitts	2	131	55	27	7	3.21	1-1	0	0

Slavko NJEGUS

YR	CLUB	GP	MIN	SH	SV	GA	AVG	W-L	PTS	PIM
81/82	Cleve	6	296	232	94	34	6.90	1-2	0	2
83/84	Tac	1	1	0	0	0	0.00	0-0	0	0
2-season total		7	297	232	94	34	6.90	1-2	0	2

Victor NOGUEIRA

YR	CLUB	GP	MIN	SH	SV	GA	AVG	W-L	PTS	PIM
82/83	Chi S	28	1441	696	380	110	4.58	14-12	4	4
<i>Playoffs</i>										
1983	Chi S	3	176	84	45	16	5.45	1-2	0	0

Nick OWCHARUK

YR	CLUB	GP	MIN	SH	SV	GA	AVG	W-L	PTS	PIM
80/81	Phx	15	818	672	307	91	6.68	2-11	1	8

Joe PAPALETTO

YR	CLUB	GP	MIN	SH	SV	GA	AVG	W-L	PTS	PIM
82/83	Pitts	7	202	71	36	12	3.56	3-0	0	0
83/84	Pitts	25	1455	647	335	100	4.12	16-8	2	2
2-season total		32	1657	718	371	112	4.06	19-8	2	2
<i>Playoffs</i>										
1984	Pitts	2	112	41	16	10	5.36	0-2	0	0

Ardo PERRI

YR	CLUB	GP	MIN	SH	SV	GA	AVG	W-L	PTS	PIM
80/81	Phila	24	1050	880	341	99	5.66	10-10	1	4
81/82	Phila	7	305	213	95	37	7.28	1-3	1	0
82/83	Buff	32	1644	844	438	148	5.34	15-13	3	14
3-season total		63	2999	1937	874	284	5.68	26-26	5	18

Victor PETRONI

YR	CLUB	GP	MIN	SH	SV	GA	AVG	W-L	PTS	PIM
80/81	Buff	2	14	13	5	0	0.00	0-0	0	0
81/82	KC	18	898	730	342	63	4.21	7-8	0	10
82/83	KC	26	1498	778	395	112	4.49	14-10	2	4
83/84	Phx	16	874	478	269	76	5.22	6-11	5	6
4-season total		62	3284	1999	1011	251	4.59	27-29	7	20
<i>Playoffs</i>										
1983	KC	1	58	27	15	6	6.19	0-1	0	0

Billy PHILLIPS

YR	CLUB	GP	MIN	SH	SV	GA	AVG	W-L	PTS	PIM
81/82	Wich	7	304	181	92	22	4.34	2-2	0	2
83/84	StL	8	336	150	97	30	5.36	3-3	2	0
2-season total		15	640	331	189	52	4.88	5-5	2	2
<i>Playoffs</i>										
1984	StL	3	167	113	54	13	4.67	1-2	0	0

Mick POOLE

YR	CLUB	GP	MIN	SH	SV	GA	AVG	W-L	PTS	PIM
79/80	Hous	20	1124	906	341	99	5.29	12-7	1	14
82/83	Balt	2	44	24	10	9	12.29	0-0	0	0
2-season total		22	1168	930	351	108	5.55	12-7	1	14
<i>Playoffs</i>										
1980	Hous	3	185	136	55	14	4.54	2-1	0	0

Tom REYNOLDS

YR	CLUB	GP	MIN	SH	SV	GA	AVG	W-L	PTS	PIM
80/81	SF	26	1337	1299	542	153	6.87	8-13	2	14

Bob RIGBY

YR	CLUB	GP	MIN	SH	SV	GA	AVG	W-L	PTS	PIM
79/80	Phila	12	684	492	205	65	5.70	8-4	3	6
82/83	GB	9	466	232	99	49	6.28	4-4	0	0
2-season total		21	1150	724	304	114	5.95	12-8	3	6

Bob ROBSON

YR	CLUB	GP	MIN	SH	SV	GA	AVG	W-L	PTS	PIM
79/80	StL	12	494	366	127	55	6.68	1-5	0	7

Nick SACKIEWICZ

YR	CLUB	GP	MIN	SH	SV	GA	AVG	W-L	PTS	PIM
83/84	NY	2	38	18	8	8	12.63	0-0	0	0

Manny SCHWARTZ

YR	CLUB	GP	MIN	SH	SV	GA	AVG	W-L	PTS	PIM
80/81	StL	10	529	473	189	44	4.99	4-4	0	4
81/82	StL	9	533	484	236	44	4.95	4-4	0	8
82/83	StL	7	397	181	112	30	4.53	3-3	0	4
83/84	KC	4	162	77	39	13	4.81	2-0	0	0
4-season total		30	1621	1215	576	131	4.85	13-11	0	16

Rick SCHWEIZER

YR	CLUB	GP	MIN	SH	SV	GA	AVG	W-L	PTS	PIM
81/82	Pitts	5	134	119	41	7	3.14	1-0	0	2
82/83	Pitts	12	381	192	93	42	6.58	2-3	1	6
83/84	Pitts	2	86	34	18	7	4.88	0-0	0	4
3-season total		19	601	345	152	56	5.59	3-3	1	12

Kirk SHERMER

YR	CLUB	GP	MIN	SH	SV	GA	AVG	W-L	PTS	PIM
82/83	LA	34	1797	818	421	157	5.24	8-22	1	10
83/84	LA	13	516	250	128	60	6.98	4-6	0	4
2-season total		47	2313	1068	549	217	5.63	12-28	1	14
<i>Playoffs</i>										
1984	LA	1	42	19	5	9	12.86	0-1	0	0

Roland SIKINGER

YR	CLUB	GP	MIN	SH	SV	GA	AVG	W-L	PTS	PIM
78/79	Hous	8	453	379	141	44	5.83	5-3	0	6
79/80	Wich	3	86	73	33	12	8.39	0-2	0	2
2-season total		11	539	452	174	56	6.24	5-5	0	8

Mark SNELL

YR	CLUB	GP	MIN	SH	SV	GA	AVG	W-L	PTS	PIM
82/83	Buff	2	87	46	20	12	8.28	0-1	0	0
83/84	Wich	2	71	25	8	8	6.76	0-1	0	2
2-season total		4	158	71	28	20	7.59	0-2	0	2

GP = Games Played; MIN = Minutes Played; SH = Shots Faced; AVG = Average per Game; GA = Goals Allowed; W-L = Won-Loss; PTS = Scoring Points; PIM = Penalty Minutes

MISL PLAYER REGISTER

Krys SOBIESKI

YR	CLUB	GP	MIN	SH	SV	GA	AVG	W-L	PTS	PIM
81/82	Pitts	29	1498	1069	485	105	4.20	19-7	1	8
82/83	Pitts	41	2272	1033	533	185	4.88	19-20	8	4
83/84	Cleve	32	1716	984	464	125	4.37	19-7	2	4
3-season total		102	5486	3086	1482	415	4.54	57-34	11	16
<i>Playoffs</i>										
1982	Pitts	2	120	96	38	5	2.50	1-1	0	0
1984	Cleve	3	94	59	24	10	6.38	0-1	0	0
Playoff total		5	214	155	62	15	4.21	1-2	0	0

Bob STETLER

YR	CLUB	GP	MIN	SH	SV	GA	AVG	W-L	PTS	PIM
80/81	Phx	1	43	45	21	5	6.94	0-1	0	0

Wieslaw SURLIT

YR	CLUB	GP	MIN	SH	SV	GA	AVG	W-L	PTS	PIM
83/84	Buff	35	1736	965	453	155	5.36	10-20	2	10

Joachim SZCZEPANIK

YR	CLUB	GP	MIN	SH	SV	GA	AVG	W-L	PTS	PIM
80/81	Hart	8	181	144	62	16	5.30	1-2	0	0

Blagoje TAMINDZIC

YR	CLUB	GP	MIN	SH	SV	GA	AVG	W-L	PTS	PIM
82/83	Phx	39	2252	1135	593	183	4.88	19-18	5	33
83/84	Phx	30	1486	884	475	116	4.68	9-14	4	26
2-season total		69	3738	2019	1068	299	4.80	28-32	9	59

George TARATSIDES

YR	CLUB	GP	MIN	SH	SV	GA	AVG	W-L	PTS	PIM
82/83	Pitts	2	57	33	13	7	7.37	0-1	0	0

Van TAYLOR

YR	CLUB	GP	MIN	SH	SV	GA	AVG	W-L	PTS	PIM
80/81	Balt	6	249	180	64	25	6.02	2-2	0	6
80/81	Phx	6	268	220	96	33	7.38	2-2	0	0
	1980-81	12	517	400	160	58	6.73	4-4	0	6
81/82	Phx	23	1217	879	329	89	4.39	10-8	0	8
82/83	Phx	11	535	268	133	56	6.29	4-4	0	4
83/84	Phx	11	509	283	133	46	5.42	3-7	0	2
4-season total		57	2778	1830	755	249	5.38	21-23	0	20
<i>Playoffs</i>										
1981	Phx	3	180	166	78	22	7.33	1-2	0	2

Jim TIETJENS

YR	CLUB	GP	MIN	SH	SV	GA	AVG	W-L	PTS	PIM
83/84	KC	7	339	176	86	31	5.49	2-4	0	0
<i>Playoffs</i>										
1984	KC	1	1	0	0	0	0.00	0-0	0	0

Zoltan TOTH

YR	CLUB	GP	MIN	SH	SV	GA	AVG	W-L	PTS	PIM
80/81	NY	22	1005	847	380	73	4.36	14-2	2	4
81/82	NY	17	1022	767	325	74	4.34	15-2	2	6
82/83	NY	27	1555	632	362	104	4.01	12-14	1	6
83/84	NY	16	932	476	278	68	4.38	8-6	1	8
4-season total		82	4514	2722	1345	319	4.24	49-24	6	24
<i>Playoffs</i>										
1981	NY	2	69	70	20	6	5.22	1-0	0	0
1982	NY	5	306	212	114	21	4.12	4-1	0	-6
1983	NY	2	94	45	22	15	9.55	0-2	0	0
1984	NY	3	117	59	33	15	7.69	0-2	0	4
Playoff total		12	586	386	189	57	5.84	5-5	0	10

Paul TURIN

YR	CLUB	GP	MIN	SH	SV	GA	AVG	W-L	PTS	PIM
79/80	StL	18	932	684	245	80	5.15	6-10	0	4

Chris TURNER

YR	CLUB	GP	MIN	SH	SV	GA	AVG	W-L	PTS	PIM
79/80	Det	31	1716	1265	496	175	6.12	15-15	5	13
<i>Playoffs</i>										
1980	Det	1	48	33	16	3	3.75	0-0	0	0

Chris VACCARO

YR	CLUB	GP	MIN	SH	SV	GA	AVG	W-L	PTS	PIM
80/81	Balt	7	278	185	91	28	6.05	2-2	0	0
81/82	NJ	19	1048	787	330	100	5.72	9-10	3	4
82/83	Cleve	35	1937	1103	569	172	5.32	22-11	6	4
83/84	Cleve	22	1190	676	324	95	4.79	12-9	4	2
4-season total		83	4453	2751	1314	395	5.32	45-32	13	10

Playoffs

1981	Balt	1	34	23	10	3	5.26	0-0	0	2
1982	Balt	1	1	0	0	0	0.00	0-0	0	0
1983	Cleve	6	261	176	72	33	7.59	1-3	0	0
1984	Cleve	6	325	181	76	22	4.06	3-3	3	2
Playoff total		14	621	380	158	58	5.60	4-6	3	4

Keith VAN ERON

YR	CLUB	GP	MIN	SH	SV	GA	AVG	W-L	PTS	PIM
78/79	Cinn	23	1237	984	359	104	5.04	15-7	2	8
79/80	Wich	20	1050	805	336	89	5.09	10-8	1	8
80/81	Wich	8	405	315	127	31	4.59	5-2	0	4
80/81	Phila	14	657	402	174	64	5.84	4-5	3	9
	1980-81	22	1062	717	301	95	5.37	9-7	3	13
81/82	Balt	32	1664	1212	535	110	3.97	18-12	3	20
82/83	Balt	38	1955	992	486	138	4.24	23-9	3	17
83/84	Balt	26	1360	709	351	99	4.37	16-6	2	10
6-season total		161	8328	5419	2368	635	4.57	91-49	14	76

Playoffs

1979	Cinn	1	55	48	21	8	8.70	0-1	0	0
1980	Wich	3	185	133	58	14	4.55	1-2	0	0
1982	Balt	5	298	218	97	21	4.22	2-3	0	4
1983	Balt	10	556	318	147	49	5.29	4-6	1	6
1984	Balt	4	216	133	53	18	5.00	2-1	0	2
Playoff total		23	1310	850	376	110	5.04	5-7	1	12

John VANOOSTVEEN

YR	CLUB	GP	MIN	SH	SV	GA	AVG	W-L	PTS	PIM
83/84	NY	6	371	171	98	24	3.88	1-4	0	0

Henry WESTMORELAND

YR	CLUB	GP	MIN	SH	SV	GA	AVG	W-L	PTS	PIM
80/81	Phx	21	1118	885	318	105	5.64	11-8	0	10
81/82	Phx	5	208	159	63	36	10.37	0-3	0	2
2-season total		26	1326	1044	381	141	6.38	11-11	0	12

Mark WHITE

YR	CLUB	GP	MIN	SH	SV	GA	AVG	W-L	PTS	PIM
80/81	Balt	1	23	24	6	4	10.53	0-1	0	0
81/82	Phila	14	600	427	157	59	5.90	3-7	0	4
2-season total		15	623	451	163	63	6.07	3-8	0	4

GP = Games Played; MIN = Minutes Played; SH = Shots Faced; AVG = Average per Game; GA = Goals Allowed; W-L = Won-Loss; PTS = Scoring Points; PIM = Penalty Minutes

NOTES

NOTES

**Sixth
Annual**

**All Star
Classic**



Richfield Coliseum

Sunday, February 24, 1985



MISL FANS...

THIS BUD'S FOR YOU.™

